



US00D327090S

# United States Patent [19]

[11] Patent Number: Des. 327,090

Kishita

[45] Date of Patent: \*\* Jun. 16, 1992

[54] **COMBINED DISPENSER AND APPLICATOR FOR ADHESIVE MATERIAL**

[75] Inventor: **Kazutaka Kishita**, Rancho Palos Verdes, Calif.

[73] Assignee: **Three Bond of America, Inc.**, Torrance, Calif.

[\*\*] Term: **14 Years**

[21] Appl. No.: **563,646**

[22] Filed: **Aug. 7, 1990**

[52] U.S. Cl. .... **D19/66; D19/43; D19/49; D19/51; D19/57**

[58] Field of Search ..... **D19/35, 36, 41-51, D19/54-58, 65, 66, 81-85, 99, 100; 401/37, 116, 118, 119, 126, 134, 139, 260, 261, 262, 264, 266; 156/578, 579**

[56] **References Cited**

**U.S. PATENT DOCUMENTS**

D. 137,866	5/1944	Loewy	.....	D19/51
D. 155,613	10/1949	Kahn	.....	D19/48
D. 182,739	5/1958	Pawson et al.	.....	D19/66
D. 261,400	10/1981	Beall et al.	.....	D19/66
D. 269,531	6/1983	Ando	.....	D19/66
D. 303,021	8/1989	Reichmann	.....	D19/51 X
D. 309,755	8/1990	Halm	.....	D19/66
1,457,875	6/1923	Coates	.....	401/260 X

2,948,008	8/1960	Leeds et al.	.....	401/266 X
3,794,322	2/1974	Spatz	.....	401/262
4,543,005	9/1985	Kuboshima	.....	401/260
4,685,820	8/1987	Kremer et al.	.....	401/260
4,783,185	11/1988	Erismann et al.	.....	401/37
4,946,081	8/1990	Jacobson	.....	401/266 X

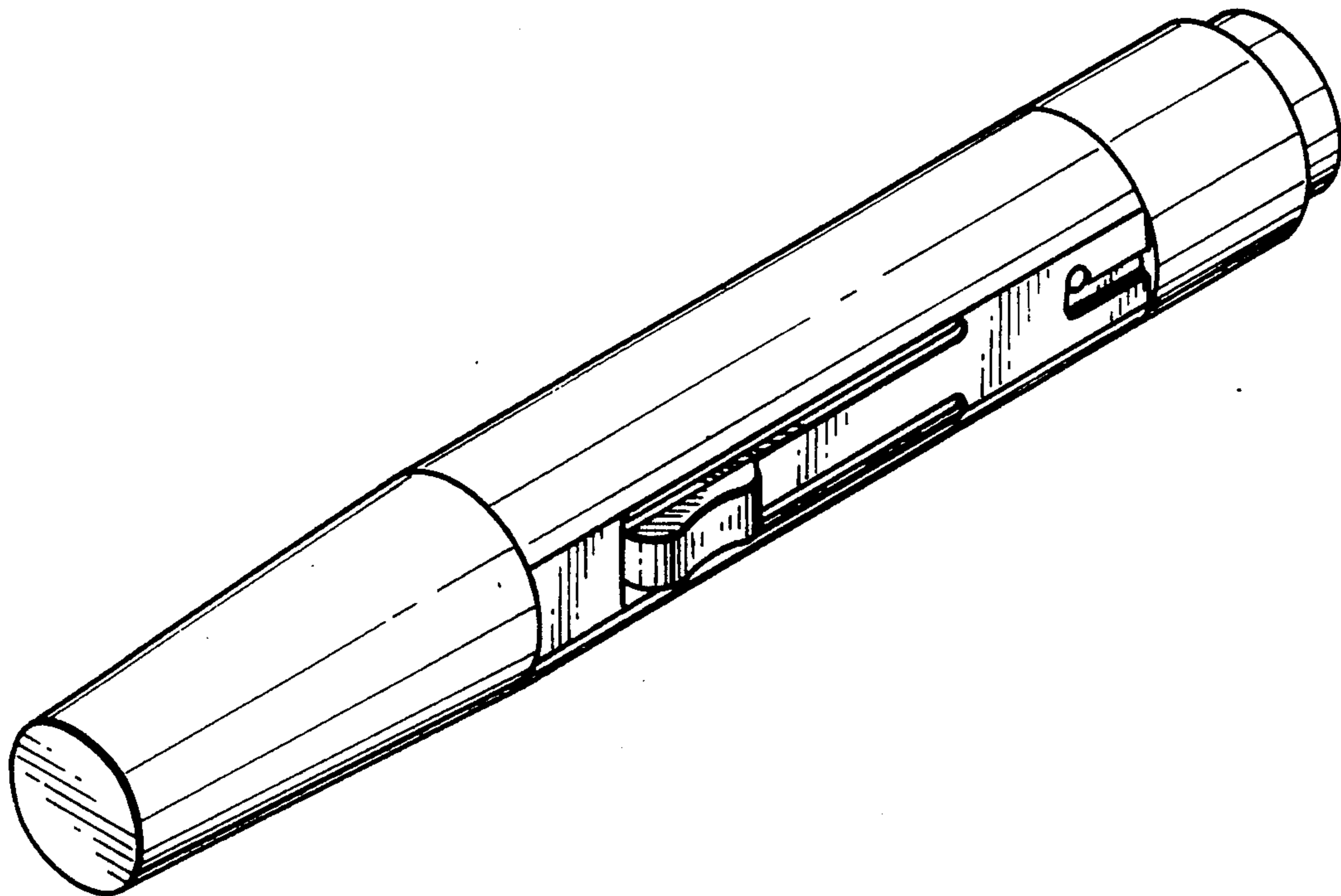
*Primary Examiner*—Donald P. Walsh  
*Assistant Examiner*—Martha Thompson  
*Attorney, Agent, or Firm*—Dennis H. Lambert

[57] **CLAIM**

The ornamental design for a combined dispenser and applicator for adhesive material, as shown and described.

**DESCRIPTION**

FIG. 1 is a top, right front perspective view of a combined dispenser and applicator for adhesive material showing my new design;  
FIG. 2 is a front elevational view, the rear view being identical thereto;  
FIG. 3 is a side elevational view, the opposite side being a mirror image thereof;  
FIG. 4 is a top plan view;  
FIG. 5 is a side elevational view in an exploded condition, the opposite side being a mirror image thereof;  
FIG. 6 is a top plan view with the cap member removed for convenience of illustration; and,  
FIG. 7 is a bottom plan view thereof.



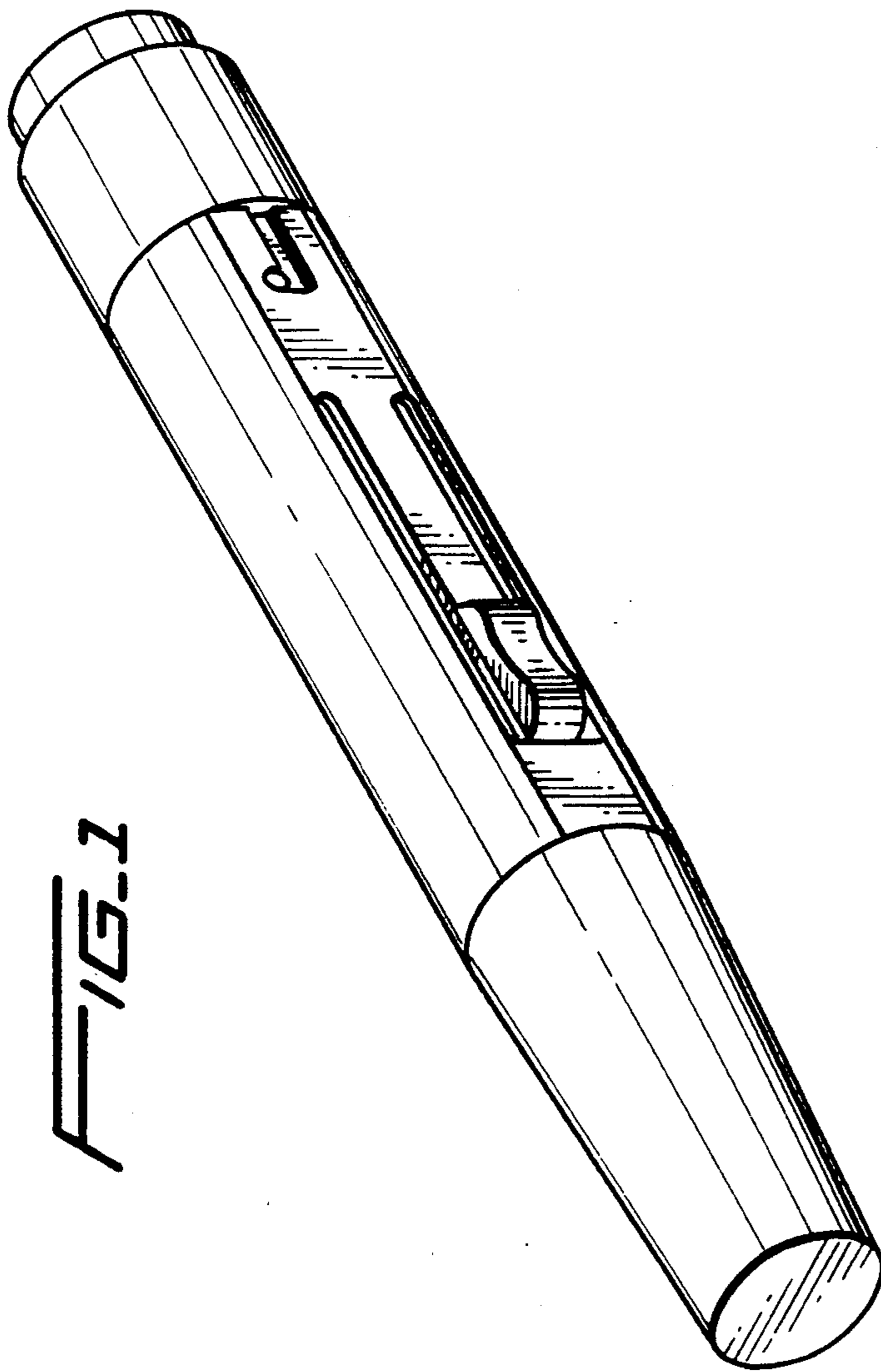



FIG. 2



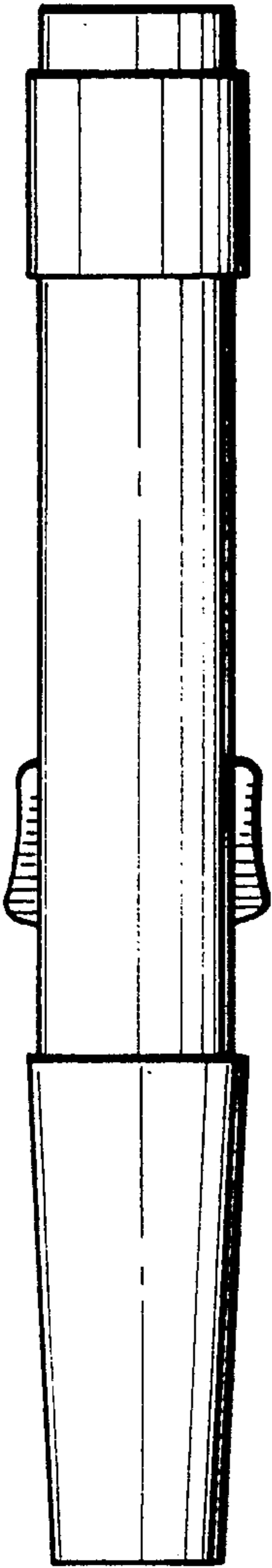


FIG. 3

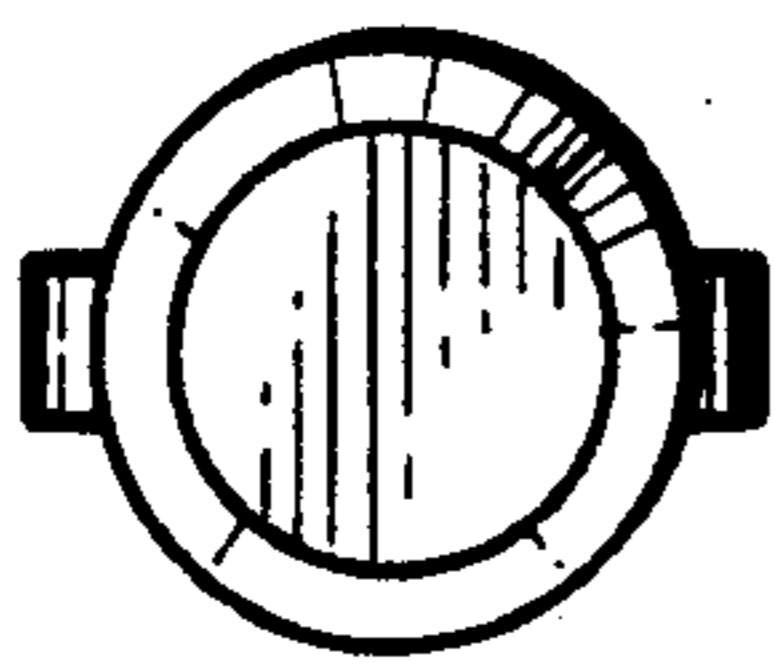


FIG. 4

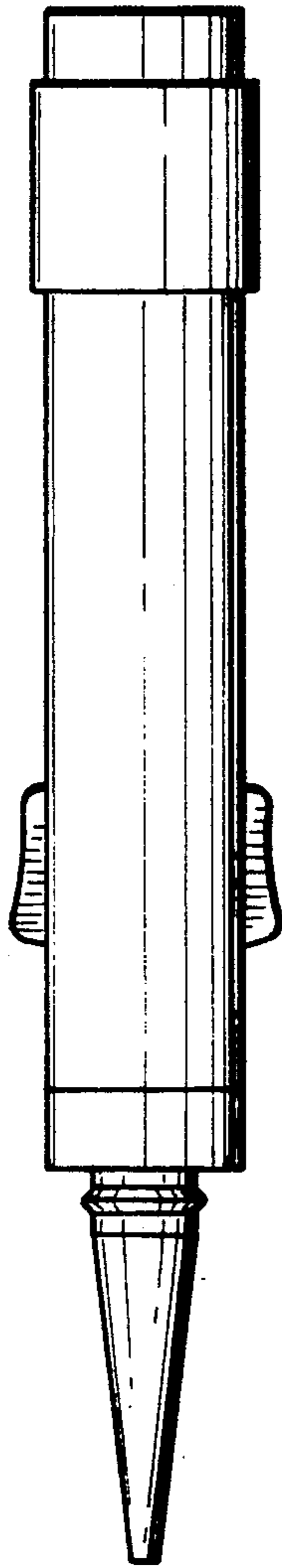


FIG. 5




FIG. 6

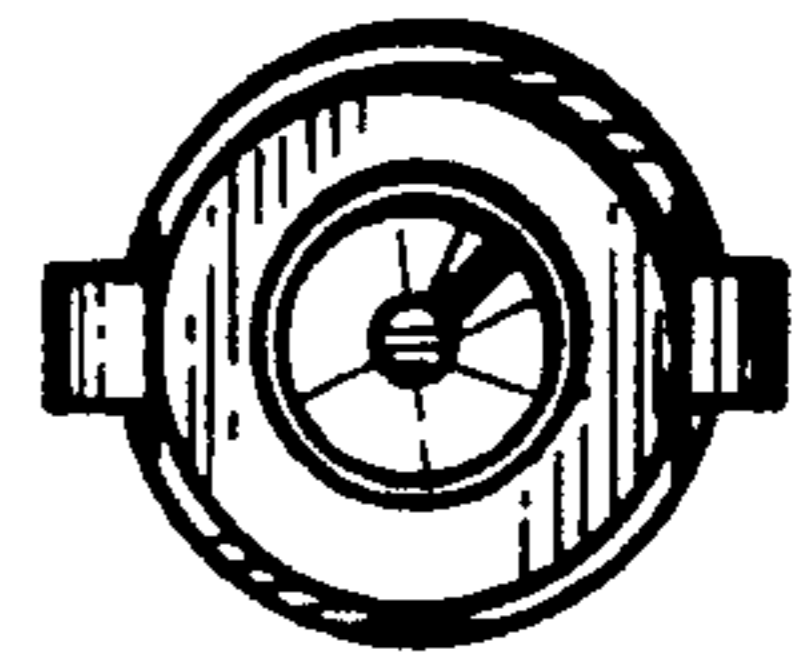


FIG. 7