



US00D327089S

United States Patent [19]

[11] Patent Number: **Des. 327,089**

Chiovitti

[45] Date of Patent: **** Jun. 16, 1992**

[54] **INK PAD FOR PRINTING MACHINE**

2,955,312	10/1960	Munson	D18/17
3,138,094	6/1964	Johnson	D18/17
3,839,960	10/1974	Bissonet	101/333
4,553,476	11/1985	Kirby, Jr.	101/101
5,056,433	10/1991	Murphy et al.	101/103

[76] Inventor: **Angelo M. Chiovitti, 585 Joslin Rd., Harrisville, R.I. 02830**

[**] Term: **14 Years**

Primary Examiner—A. Hugo Word
Assistant Examiner—CathyAnne MacCormac
Attorney, Agent, or Firm—Robert J. Doherty

[21] Appl. No.: **535,355**

[22] Filed: **Jun. 8, 1990**

[52] U.S. Cl. **D18/56**

[57] **CLAIM**

[58] **Field of Search** D18/40, 56, 57, 58,
D18/14-18; 101/333-334, 97-98, 101, 103;
40/644; D20/10, 39, 40, 42

The ornamental design for an ink pad for printing machine, as shown and described.

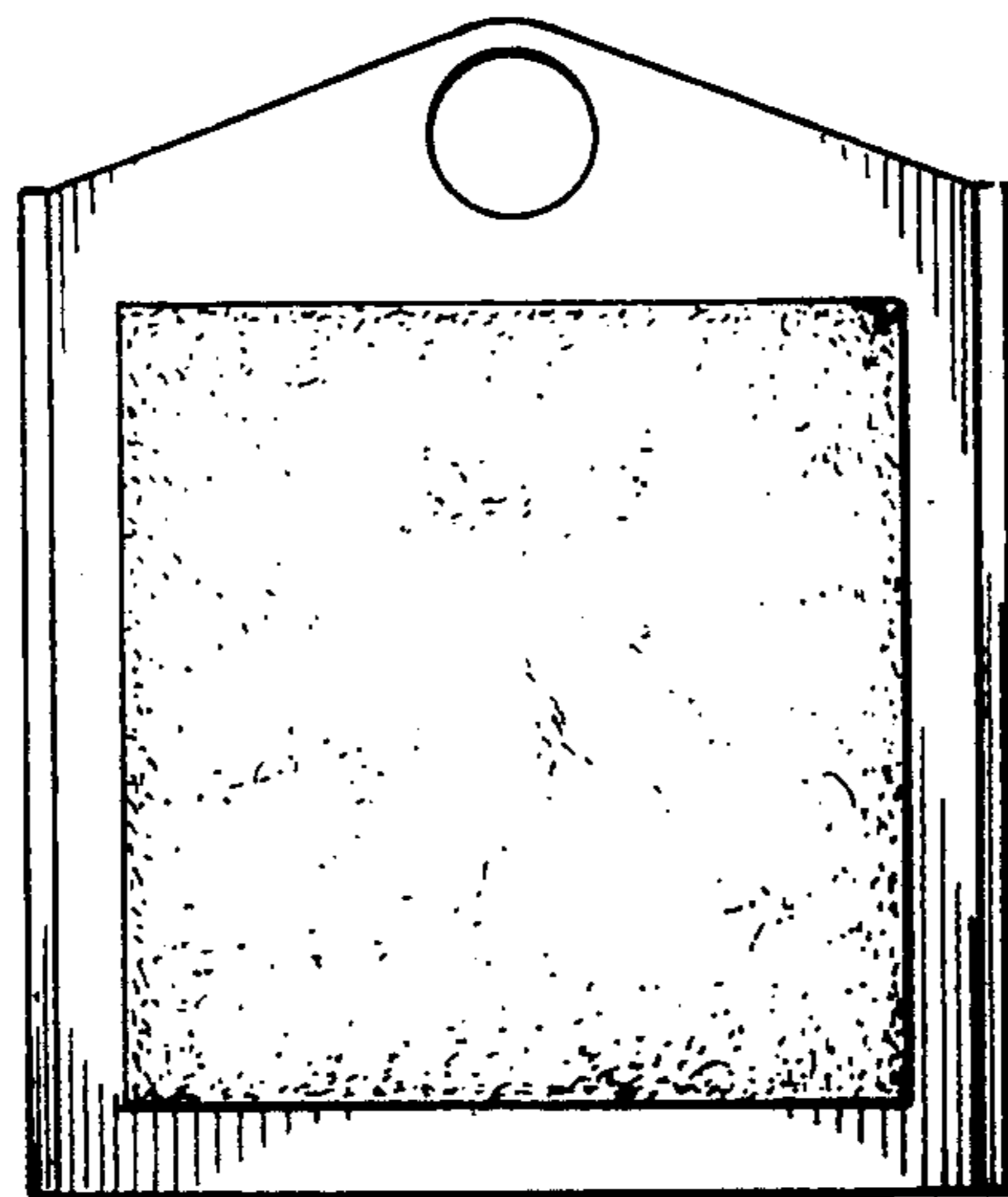
DESCRIPTION

[56] **References Cited**

U.S. PATENT DOCUMENTS

D. 121,486	7/1940	Stefanakis	D6/300
D. 239,057	3/1976	Utzinger	D18/18
D. 318,289	7/1991	Halm	D18/17
1,482,695	2/1924	Nelson	40/644
2,954,649	10/1960	Carroll et al.	D18/17

FIG. 1 is a top plan view of an ink pad for printing machine showing my new design therefor; FIG. 2 is a right side elevational view thereof, the opposite side elevational view being a mirror image thereof; FIG. 3 is a front elevational view thereof; FIG. 4 is a bottom plan view thereof; and, FIG. 5 is a rear elevational view thereof.



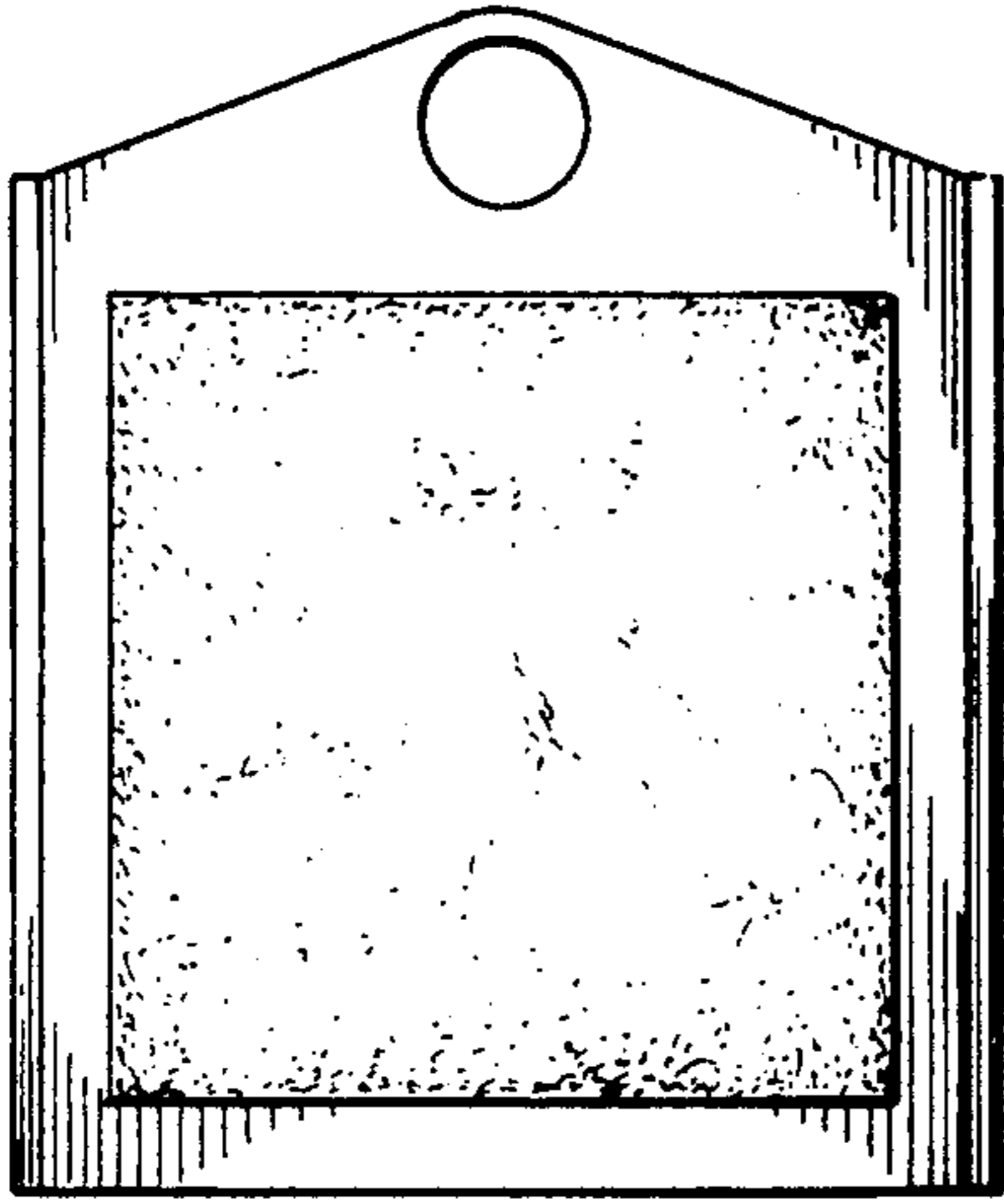


FIG. 1



FIG. 2




FIG. 3

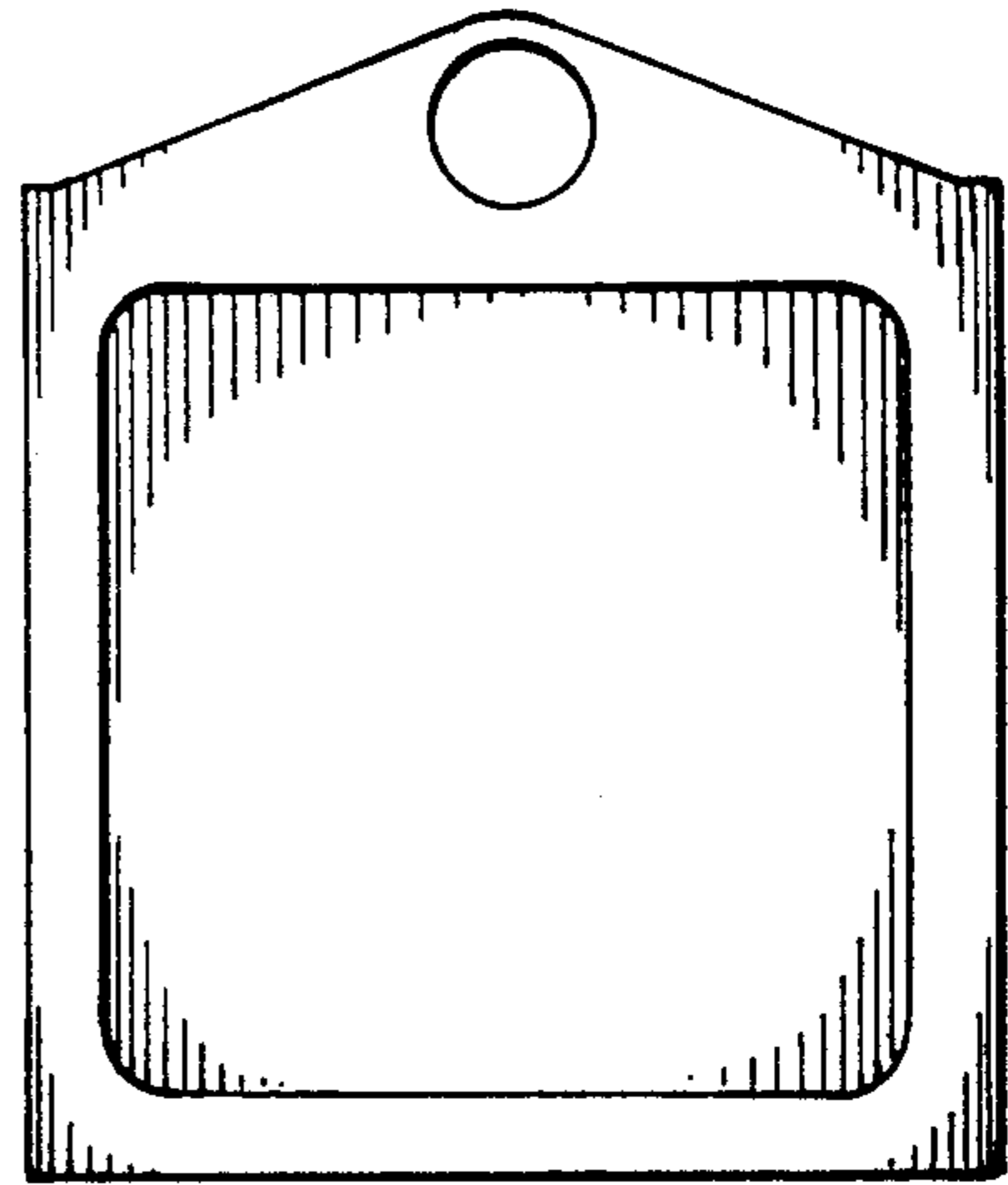


FIG. 4



FIG. 5