



US00D327082S

United States Patent [19]

[11] Patent Number: **Des. 327,082**

MacWilliamson

[45] Date of Patent: **** Jun. 16, 1992**

[54] EYEGLASSES

[76] Inventor: **Roger MacWilliamson, 731
Carpenter Dr., Hollister, Calif. 95023**

[**] Term: **14 Years**

[21] Appl. No.: **619,325**

[22] Filed: **Nov. 28, 1990**

[52] U.S. Cl. **D16/102**

[58] Field of Search **D16/102, 103, 107, 108,
D16/113, 1216, 117, 118, 119, 121, 125, 127;
351/41, 44, 45, 51, 63, 103, 116, 118, 156, 157,
158**

[56] **References Cited**

U.S. PATENT DOCUMENTS

D. 199,934	12/1964	Blair	D16/113
D. 280,830	10/1985	Levoy	D16/102
D. 302,168	7/1989	Huang	D16/113
2,032,139	2/1936	Macy	351/44

Primary Examiner—Bernard Ansher

Assistant Examiner—R. Barkai
Attorney, Agent, or Firm—Phillips, Moore, Lempio & Finley

[57] CLAIM

The ornamental design for eyeglasses, as shown and described.

DESCRIPTION

FIG. 1 is a front perspective view of eyeglasses showing my new design;
FIG. 2 is a rear perspective view thereof;
FIG. 3 is a right side perspective view thereof, the side opposite being a mirror image;
FIG. 4 is a front perspective view of a second modified embodiment of the design shown in FIGS. 1-3;
FIG. 5 is a rear perspective view thereof; and,
FIG. 6 is a right side elevational view thereof, the side opposite being a mirror image.
The broken line showing of the temples in FIGS. 1-3 are for illustrative purposes only and form no part of the claimed design.

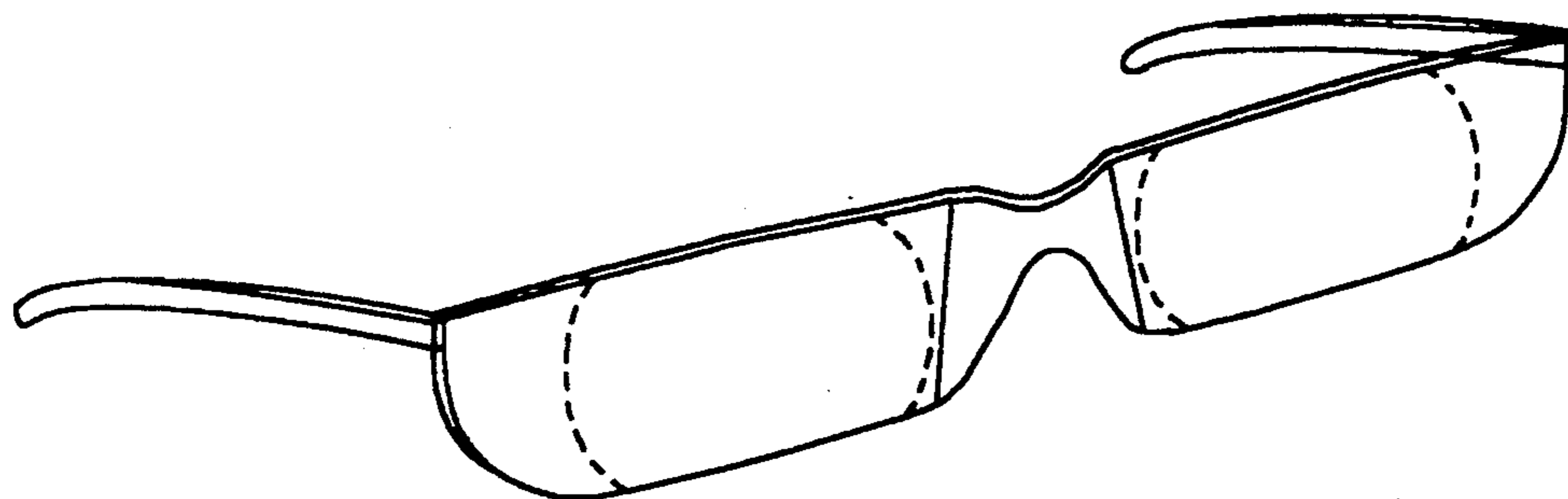


Fig. 1

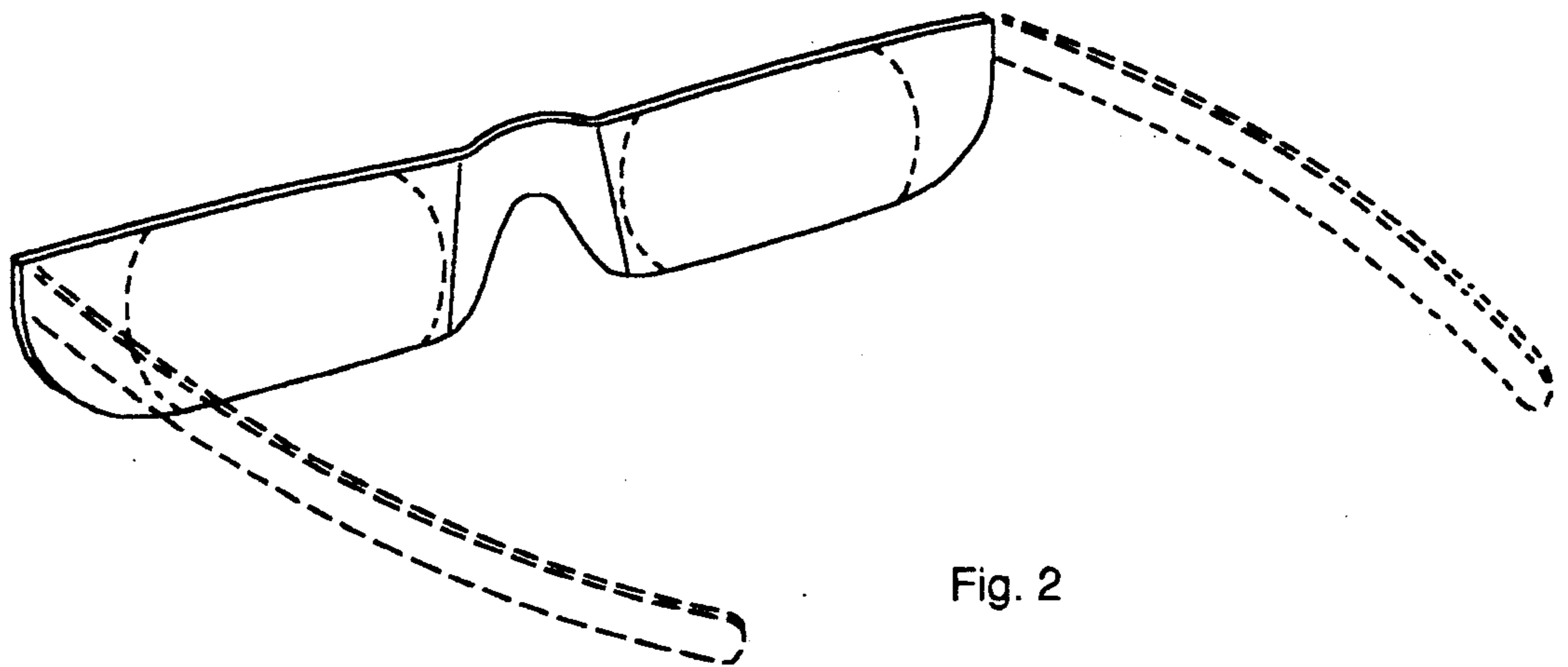
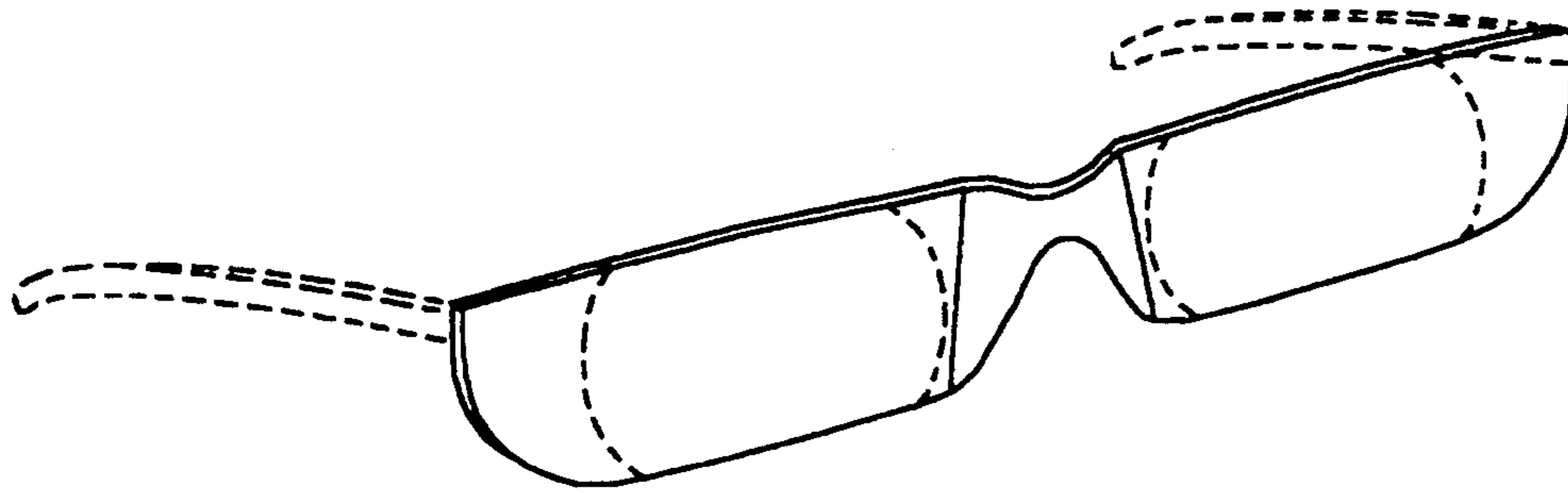


Fig. 2




Fig. 3

Fig. 4

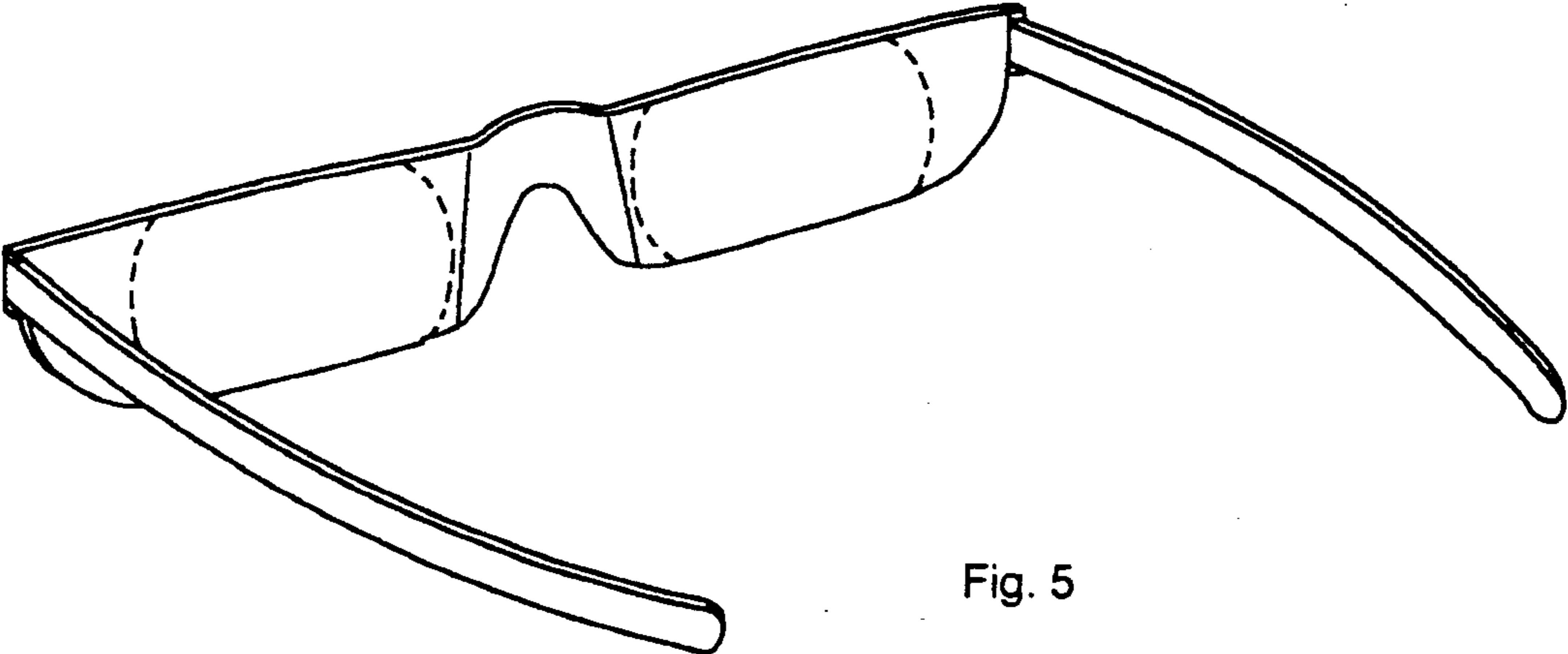
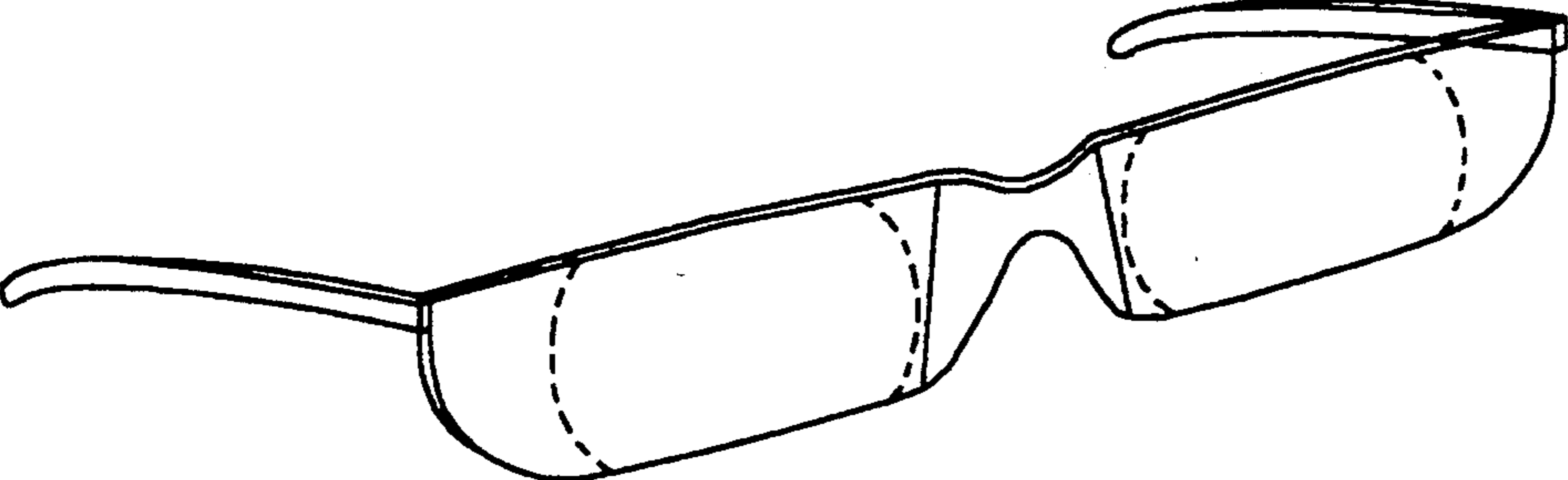


Fig. 5




Fig. 6