



US00D327063S

United States Patent [19]

[11] Patent Number: **Des. 327,063**

Panzer

[45] Date of Patent: **** Jun. 16, 1992**

[54] **RECORDING PHONE**

[76] Inventor: **Lowen Panzer**, P.O. Box 365,
Rockglen, Saskatchewan, Tibet,
S0H-3R0

[**] Term: **14 Years**

[21] Appl. No.: **506,873**

[22] Filed: **Apr. 10, 1990**

[52] U.S. Cl. **D14/141; D14/151**

[58] Field of Search **D14/149, 142, 144, 151;**
379/68, 440, 436, 434

| | | | |
|------------|---------|----------------------|-----------|
| D. 293,440 | 12/1989 | Britz | D14/151 |
| D. 295,041 | 12/1989 | Wong et al. | D14/144 |
| D. 306,165 | 2/1990 | Hikawa | D14/142 X |
| D. 307,418 | 4/1990 | Aschauer et al. | D14/149 X |
| D. 315,156 | 3/1991 | Diehl | D14/144 X |
| 3,427,406 | 2/1969 | Kuehnle | 379/68 X |
| 4,763,352 | 8/1988 | Goff | D14/142 X |
| 4,899,370 | 2/1990 | Kameo et al. | 379/442 X |

Primary Examiner—Horace B. Fay, Jr.
Attorney, Agent, or Firm—Terry M. Gernstein

[57] **CLAIM**

The ornamental design for a recording phone, as shown and described.

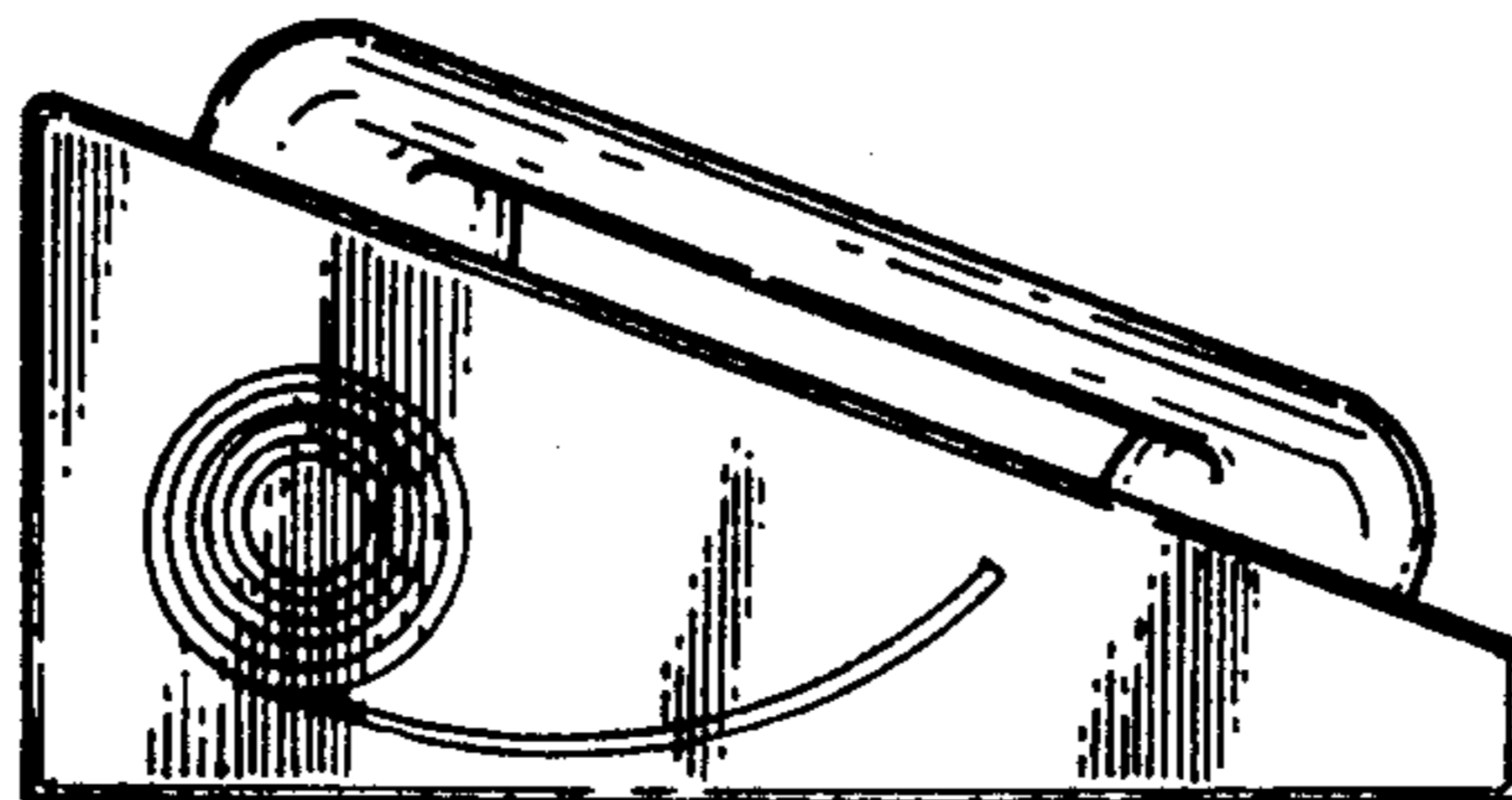

[56] **References Cited**

U.S. PATENT DOCUMENTS

| | | | |
|------------|---------|--------------------|-----------|
| D. 203,750 | 2/1966 | Wharton | D14/151 |
| D. 219,224 | 11/1970 | Payne | D14/151 |
| D. 238,374 | 1/1976 | Davis | D14/142 |
| D. 258,880 | 4/1981 | Blomberg | D14/151 |
| D. 272,905 | 3/1984 | Blomberg | D14/151 |
| D. 282,840 | 3/1986 | Marshall | D14/151 |
| D. 283,614 | 4/1986 | Somaschini | D14/142 X |
| D. 286,286 | 10/1986 | Skegen et al. | D14/151 |

DESCRIPTION

FIG. 1 is a left side, top and front perspective view of a recording phone showing my new design; FIGS. 2 and 3 are respectively front and rear elevational views thereof; FIG. 4 is a left side elevational view thereof, the side opposite being plain and unadorned; FIG. 5 is a top plan thereof; and, FIG. 6 is a bottom plan view.



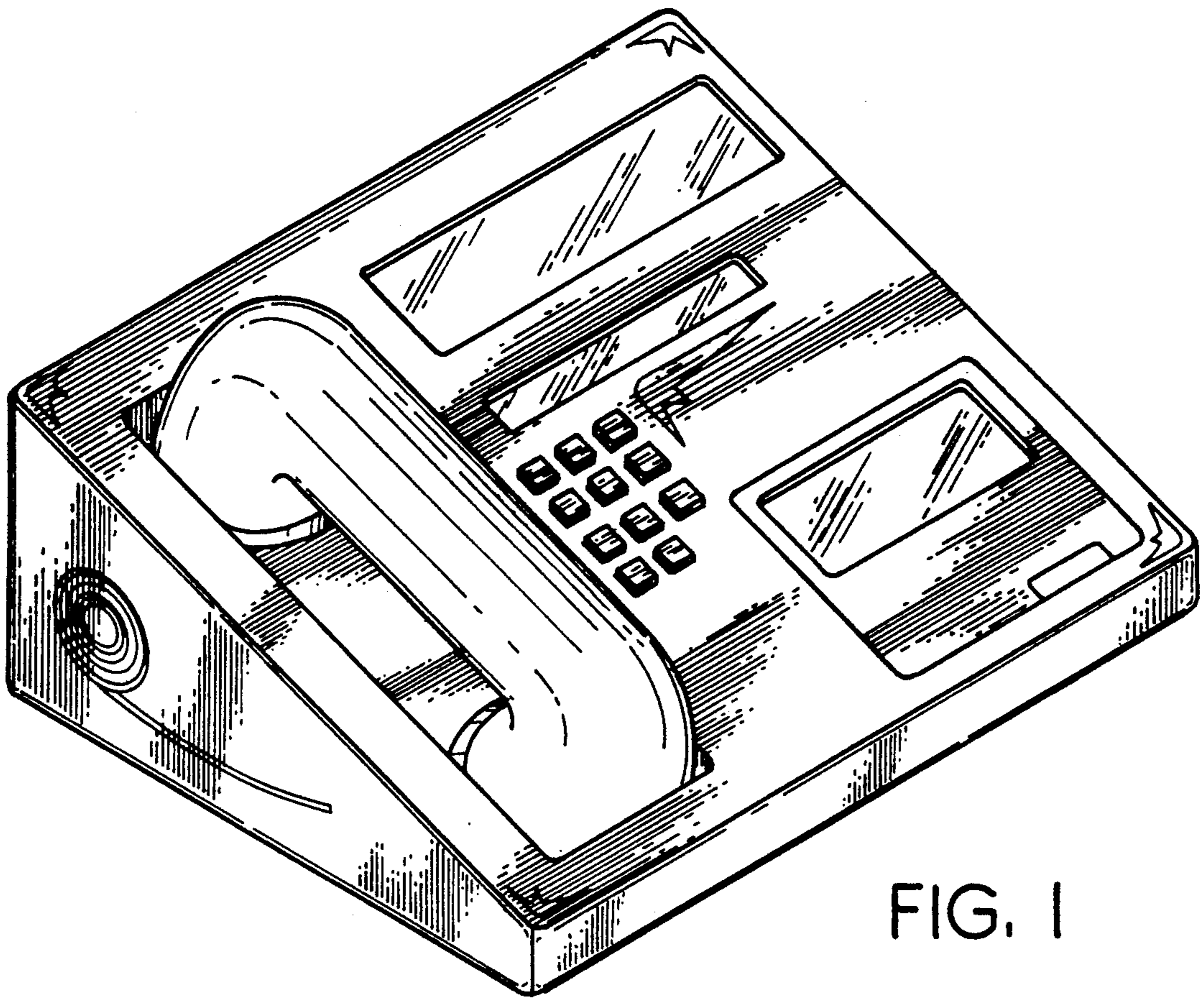


FIG. 1

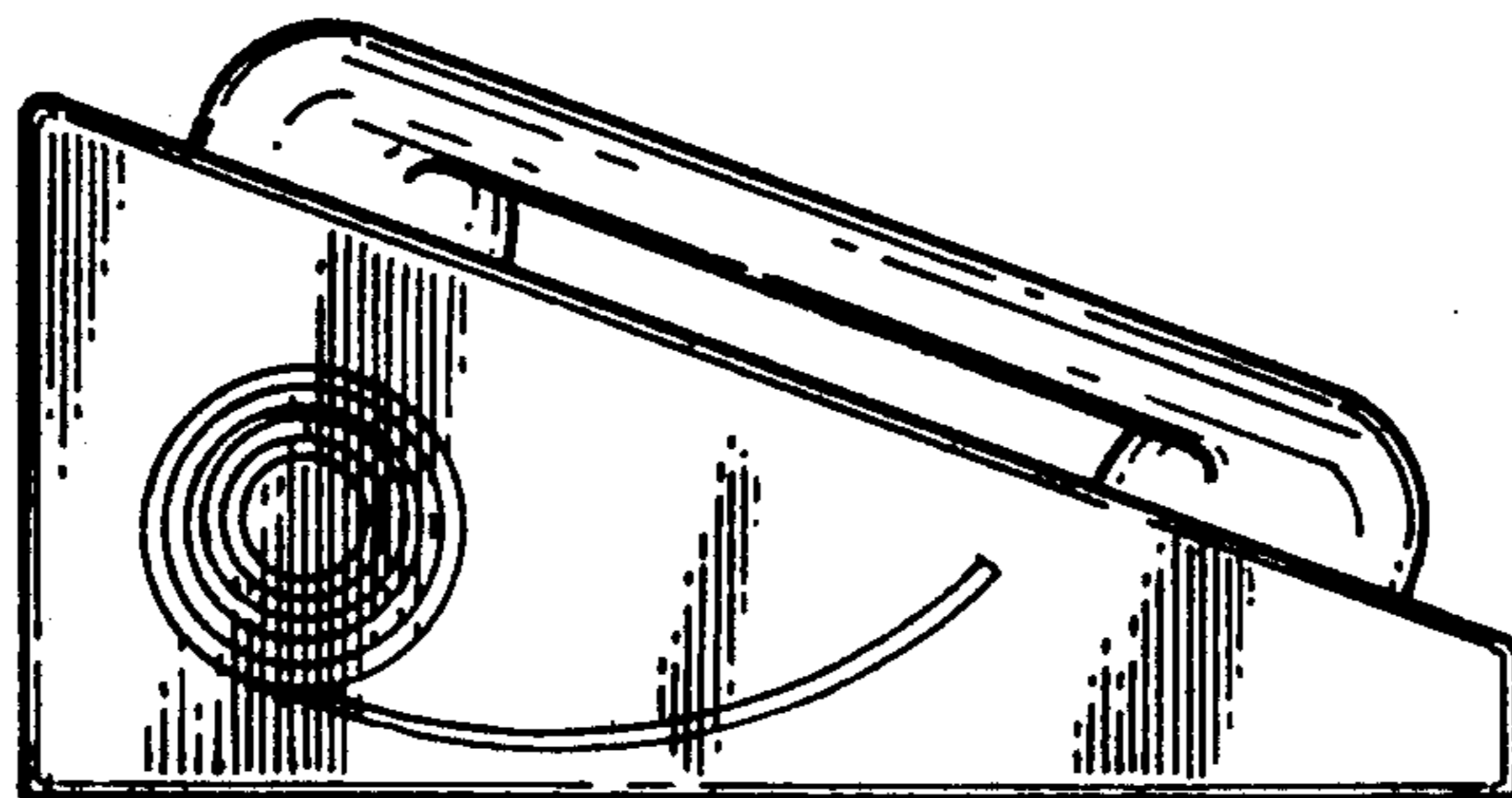


FIG. 4




FIG. 5




FIG. 2



FIG. 6

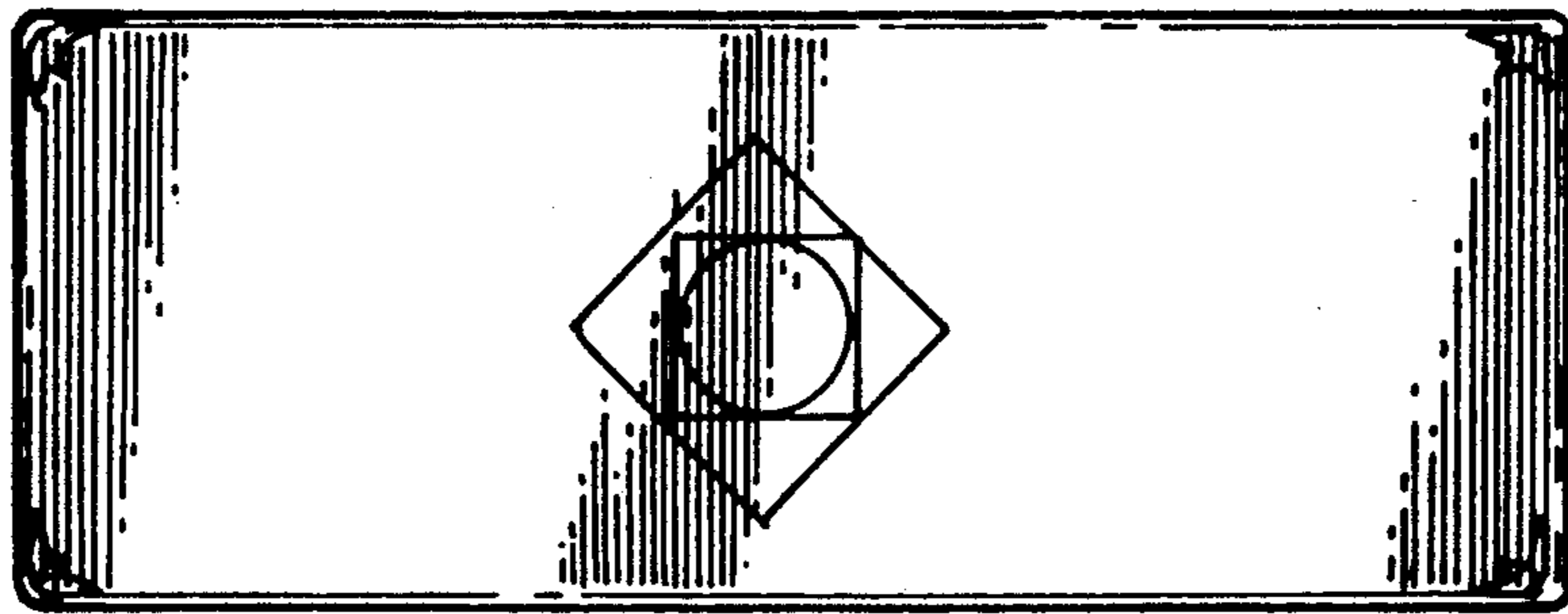


FIG. 3