



US00D327047S

United States Patent [19]

[11] Patent Number: **Des. 327,047**

Corey

[45] Date of Patent: **** Jun. 16, 1992**

[54] **LICENSE PLATE FRAME**

[76] Inventor: **John L. Corey, 17700 S. Avalon Blvd. #55, Carson, Calif. 90746**

[**] Term: **14 Years**

[21] Appl. No.: **432,192**

[22] Filed: **Nov. 6, 1989**

D. 133,572	8/1942	Chilcote	D6/300
D. 134,835	1/1943	Griffith	D12/193
D. 228,601	10/1973	Menini	D6/300
700,548	6/1902	Nelson	40/153
1,194,238	10/1916	Roberts	40/153
1,877,075	9/1932	Stephenson	40/209
2,055,570	4/1937	Bradley	40/152

Primary Examiner—James M. Gandy
Attorney, Agent, or Firm—Charles H. Thomas

Related U.S. Application Data

[62] Division of Ser. No. 177,035, Apr. 4, 1988, Pat. No. Des. 305,417.

[52] U.S. Cl. **D12/193**

[58] Field of Search **D12/193; 40/209, 156; D6/300**

[57] **CLAIM**

The ornamental design for a license plate frame, as shown and described.

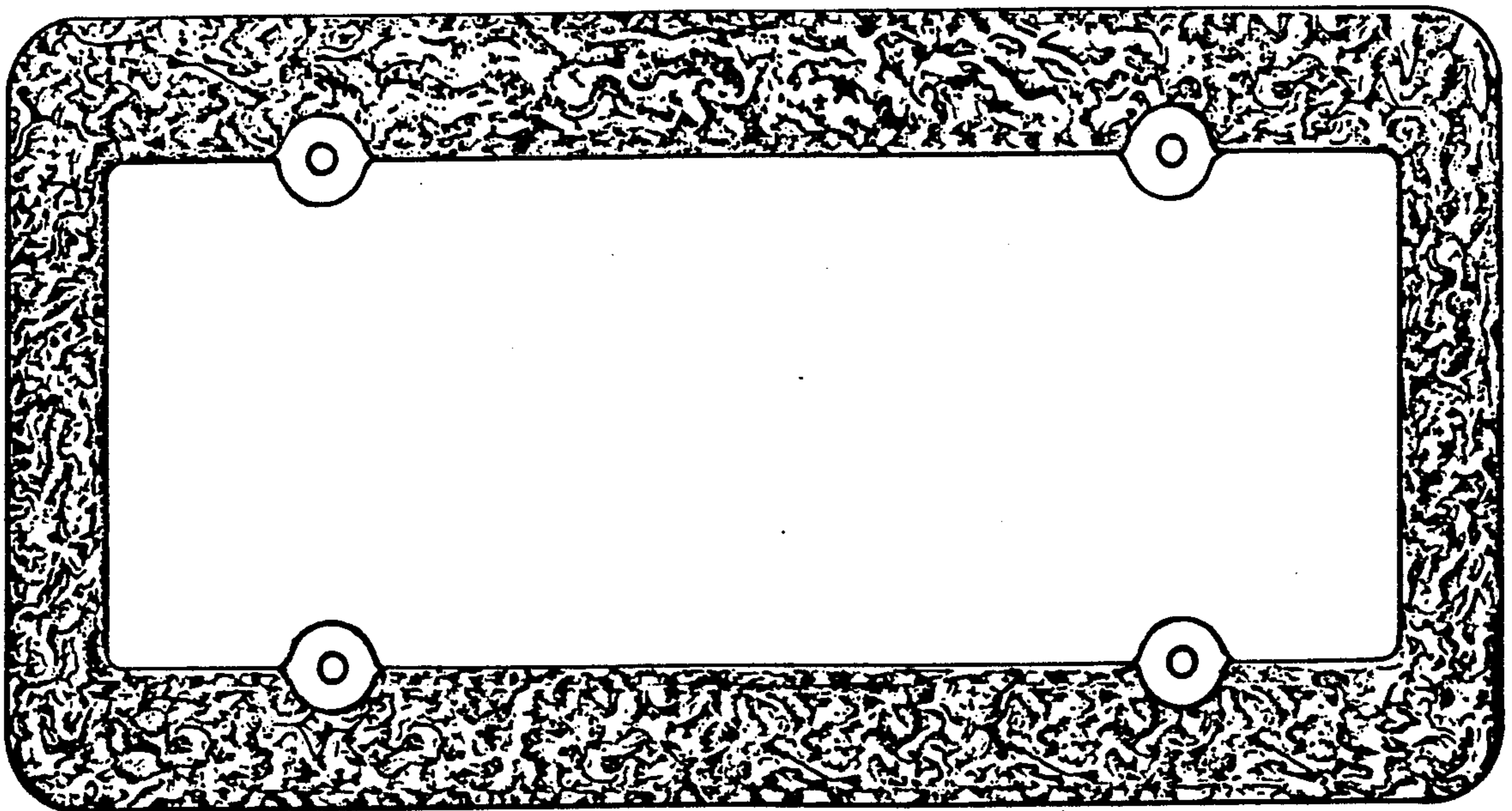
DESCRIPTION

FIG. 1 is a front elevational view of a license plate frame showing my new design;
FIG. 2 is a rear elevational view thereof;
FIG. 3 is a bottom plan view thereof the top being substantially a mirror image of that shown; and,
FIG. 4 is a left side elevation view thereof, the right side being substantially a mirror image of that shown.

[56] **References Cited**

U.S. PATENT DOCUMENTS

D. 24,253	11/1894	Odgers	D6/300
D. 79,601	9/1929	Molner	D6/300






FIG. 1



FIG. 3

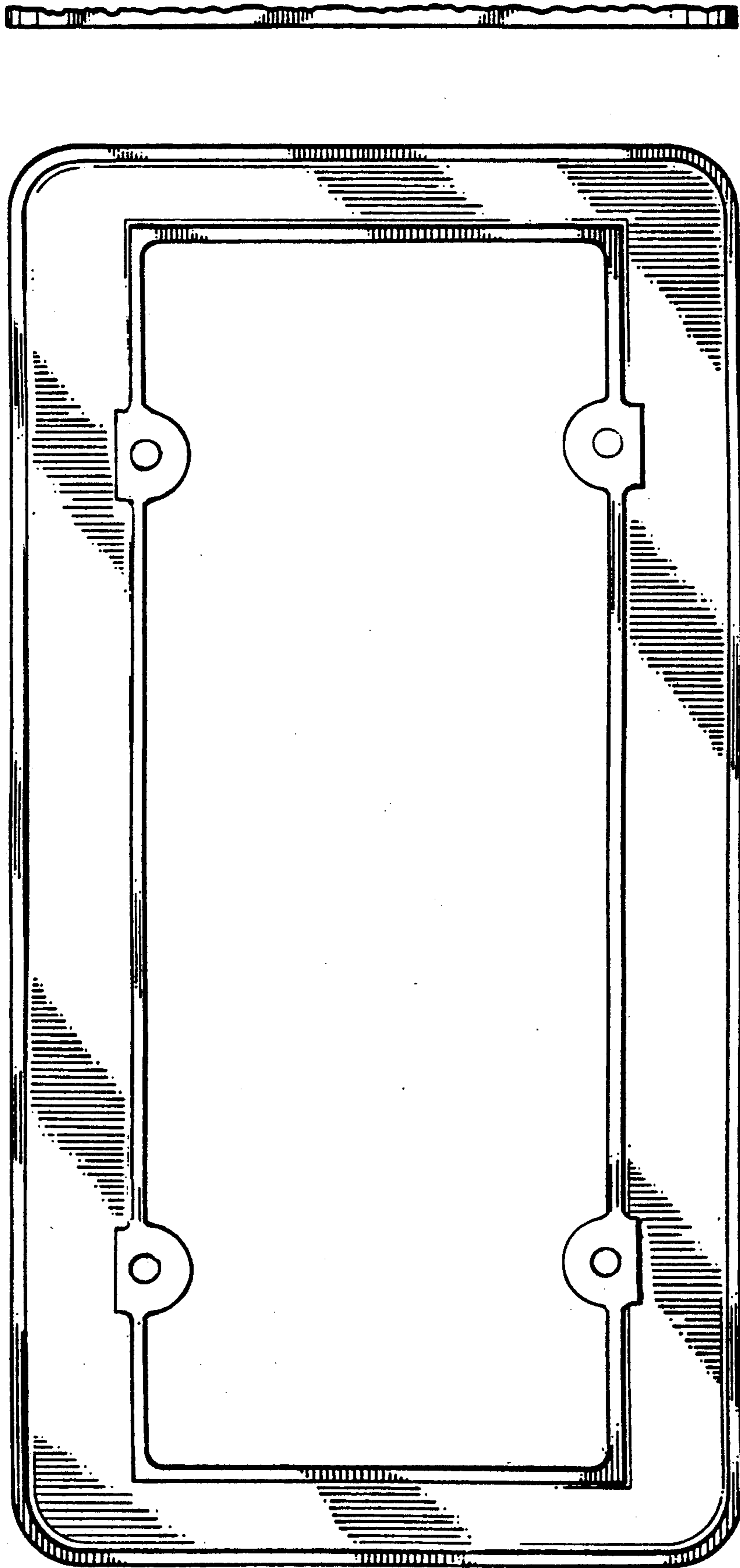


FIG. 4

FIG. 2