



US00D327042S

# United States Patent [19]

[11] Patent Number: **Des. 327,042**

**Koyama**

[45] Date of Patent: **\*\* Jun. 16, 1992**

[54] **VEHICLE TIRE**

### FOREIGN PATENT DOCUMENTS

[75] Inventor: **Teiichi Koyama, Osaka, Japan**

600637 2/1983 Japan .  
602654 3/1983 Japan .  
609417 7/1983 Japan .

[73] Assignee: **The Ohtsu Tire & Rubber Co., Ltd.,  
Osaka, Japan**

### OTHER PUBLICATIONS

[\*\*] Term: **14 Years**

1985 Tread Design Guide, p. 229, Carlisle Amerathon R A Tire, bottom right side of page.

[21] Appl. No.: **77,535**

1985 Tread Design Guide, p. 254, Retread Equipment 6450 Neutral Truck Highway Traction Lug Tire, bottom center of page, & Retread Equipment, M812.

[22] Filed: **Jul. 23, 1987**

Neutral Truck On & Off-the-Road Tire, third row down from top, left side of page.

[52] U.S. Cl. .... **D12/149**

[58] Field of Search ..... **D12/136, 140, 145-151;  
152/209 R, 209 D, 209 B**

*Primary Examiner*—James M. Gandy  
*Attorney, Agent, or Firm*—Armstrong & Kubovcik

[56] **References Cited**

### CLAIM

#### U.S. PATENT DOCUMENTS

The ornamental design for a vehicle tire, as shown and described.

D. 245,837	9/1977	Arendt	.....	D12/151
D. 250,107	10/1978	Iwata et al.	.....	D12/146
D. 268,018	2/1983	Major et al.	.....	D12/146
D. 269,337	6/1983	Maeda et al.	.....	D12/146
D. 269,338	6/1983	Kojima et al.	.....	D12/147
D. 277,562	2/1985	Kawajiri et al.	.....	D12/149
D. 294,813	3/1988	Fujiwara	.....	D12/147
D. 294,814	3/1988	Nakatani	.....	D12/147
D. 304,559	11/1989	Yamada	.....	D12/146
3,875,986	4/1975	Boileau	.....	152/209 R

### DESCRIPTION

FIG. 1 is a side elevation view of a vehicle tire showing my new design, the opposite being a mirror image thereof;  
FIG. 2 is a front elevation view thereof; and,  
FIG. 3 is a perspective view thereof it being understood that the tread design is repeated uniformly throughout the circumference of the tire.

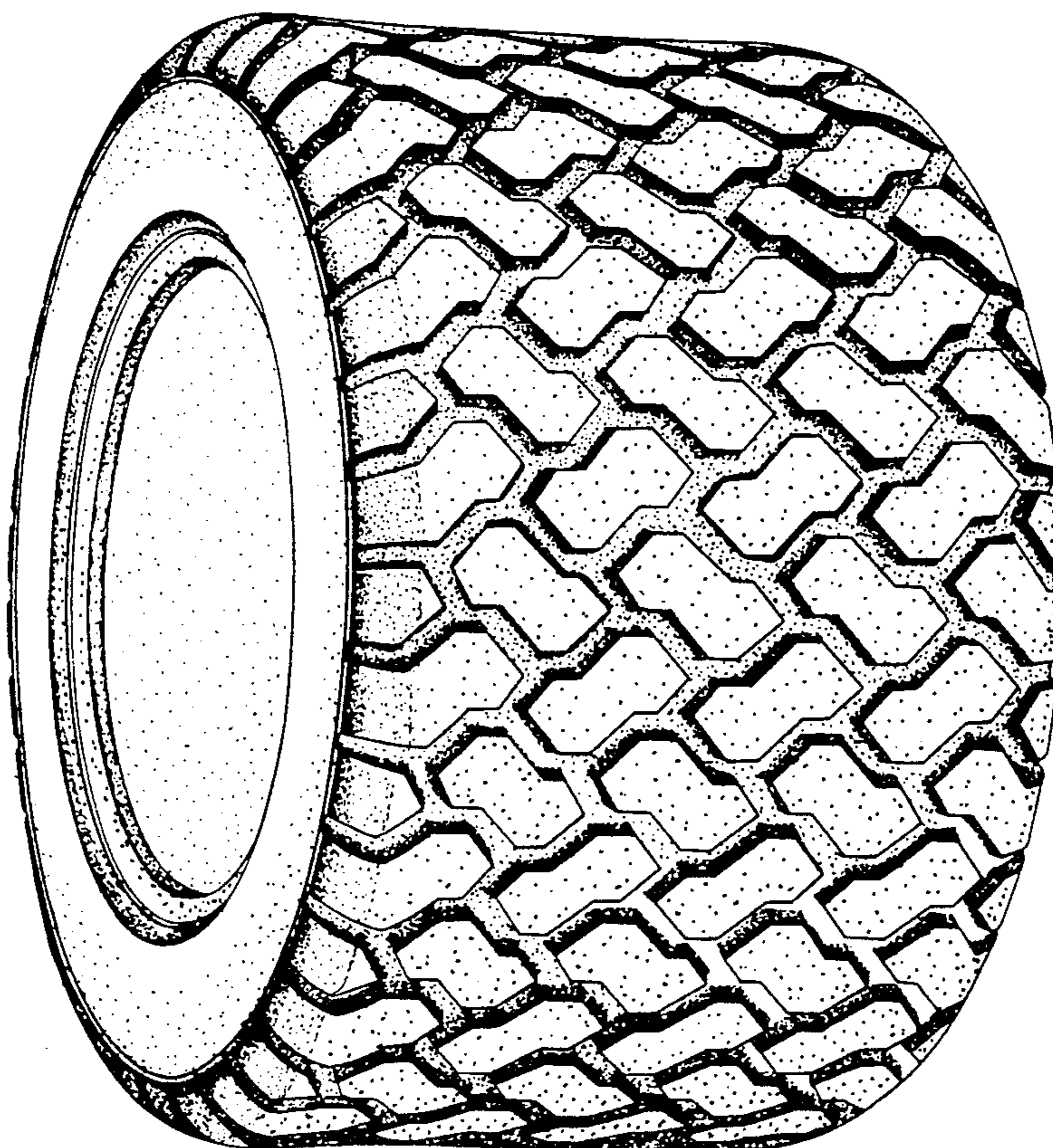


FIG.1

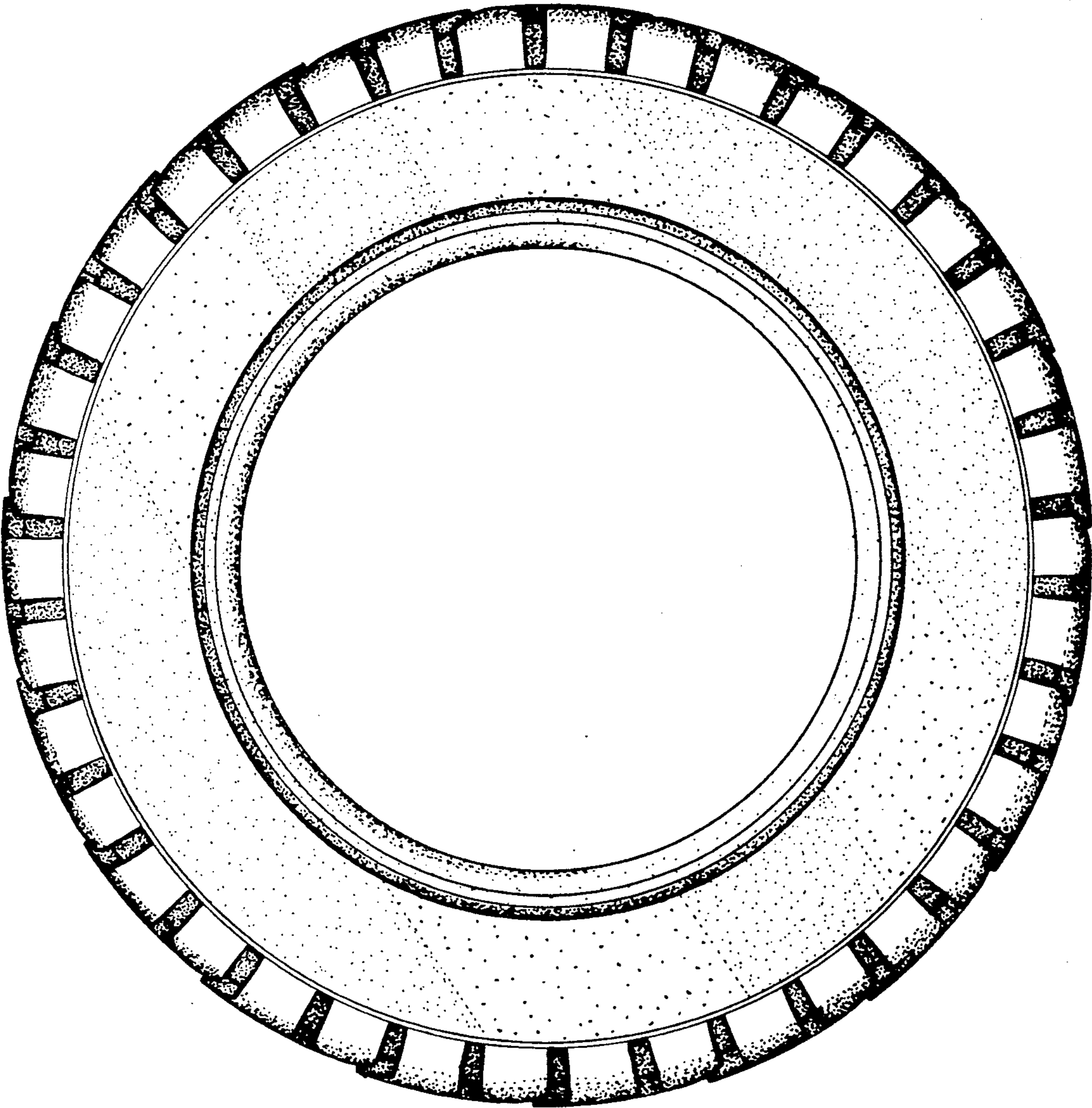


FIG.2




FIG. 3

