



US00D327023S

United States Patent [19]

[11] Patent Number: **Des. 327,023**

St. Dizier

[45] Date of Patent: **** Jun. 16, 1992**

[54] WRISTWATCH

[75] Inventor: **Gérald A. G. St. Dizier, Gaillard, France**

[73] Assignee: **Rolex Watch U.S.A., Inc., New York, N.Y.**

[**] Term: **14 Years**

[21] Appl. No.: **409,873**

[22] Filed: **Sep. 20, 1989**

[30] Foreign Application Priority Data

Mar. 23, 1989 [WO] World Int. Prop. O. DM/013155

[52] U.S. Cl. **D10/39; D10/30**

[58] Field of Search **D10/1-40, D10/122-132; 368/276-277, 280-282, 285**

[56] References Cited

U.S. PATENT DOCUMENTS

D. 152,417	1/1949	Glass	D10/32
D. 195,421	6/1963	Huguenin	D10/39
D. 220,051	3/1971	Gsell	D10/39
D. 221,289	7/1971	Van Haften	D10/39
D. 286,516	11/1986	Chodat	D10/32 X

FOREIGN PATENT DOCUMENTS

1560065 3/1969 France 368/233

OTHER PUBLICATIONS

Yachting—5/88—p. 9—Watch at bottom.

European Jeweler—6/73—p. 26—Watch at top-right.

Primary Examiner—Nelson C. Holtje

Attorney, Agent, or Firm—Kane, Dalsimer, Sullivan,

Kurucz, Levy, Eisele and Richard

[57] CLAIM

The ornamental design for a wristwatch, as shown and described.

DESCRIPTION

FIG. 1 is a front elevational view of a wristwatch showing my new design;

FIG. 2 is a rear elevational view thereof;

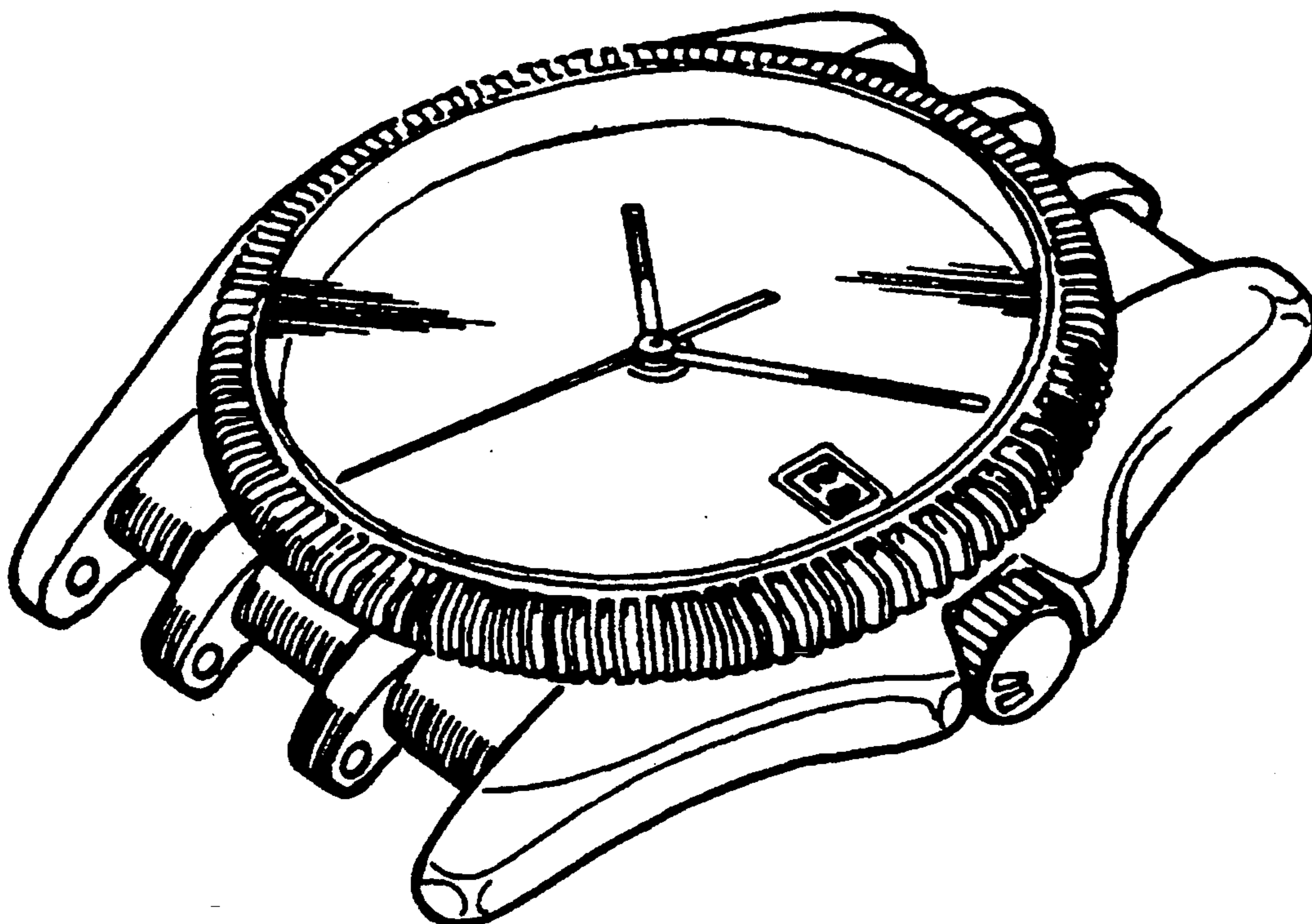
FIG. 3 is a right side elevational view thereof;

FIG. 4 is a left side elevational view thereof;

FIG. 5 is a bottom plan view thereof;

FIG. 6 is a top plan view thereof; and,

FIG. 7 is a front, bottom, and right side perspective view thereof.






FIG. 1

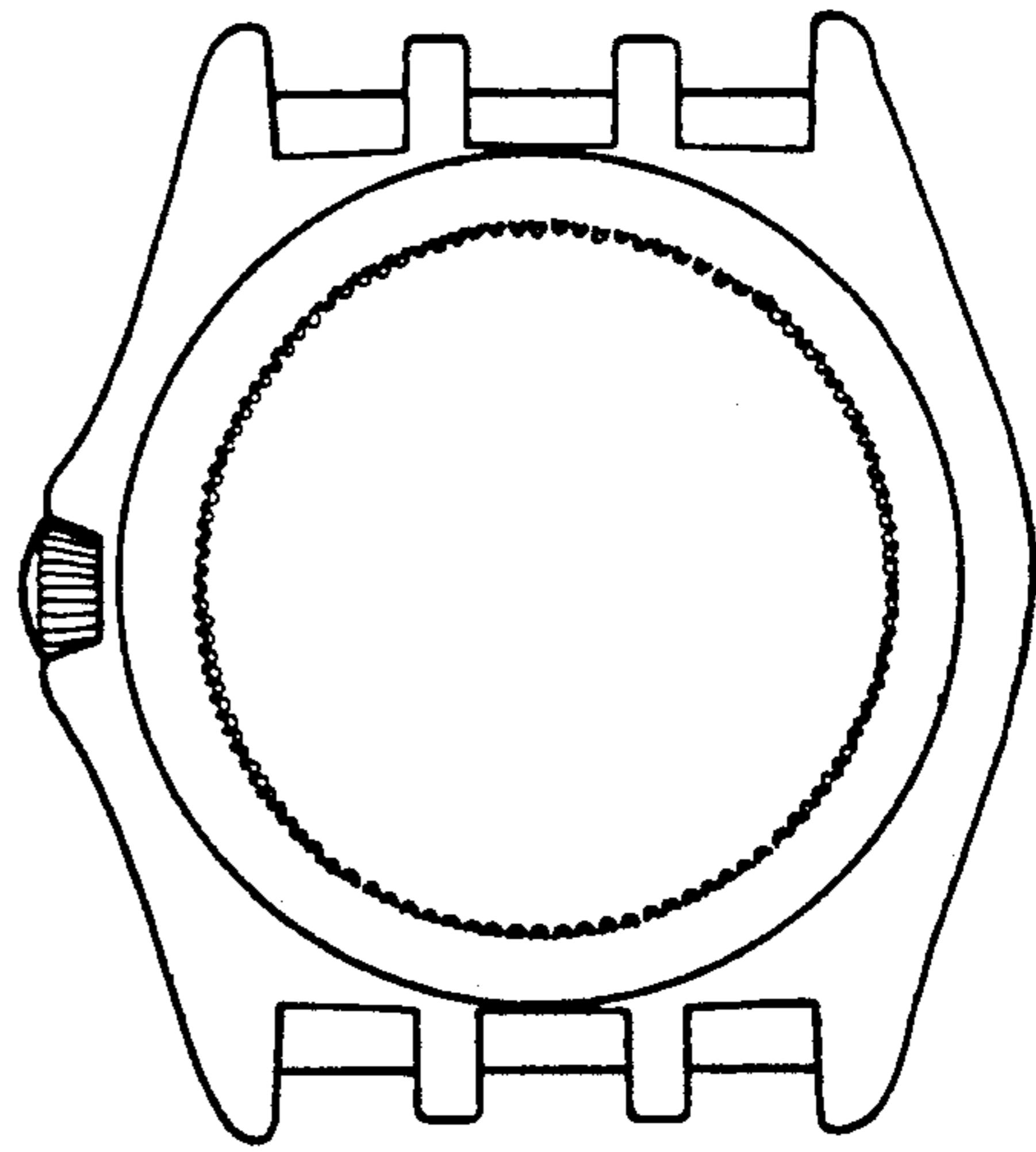


FIG. 2



FIG. 3




FIG. 4




FIG. 5

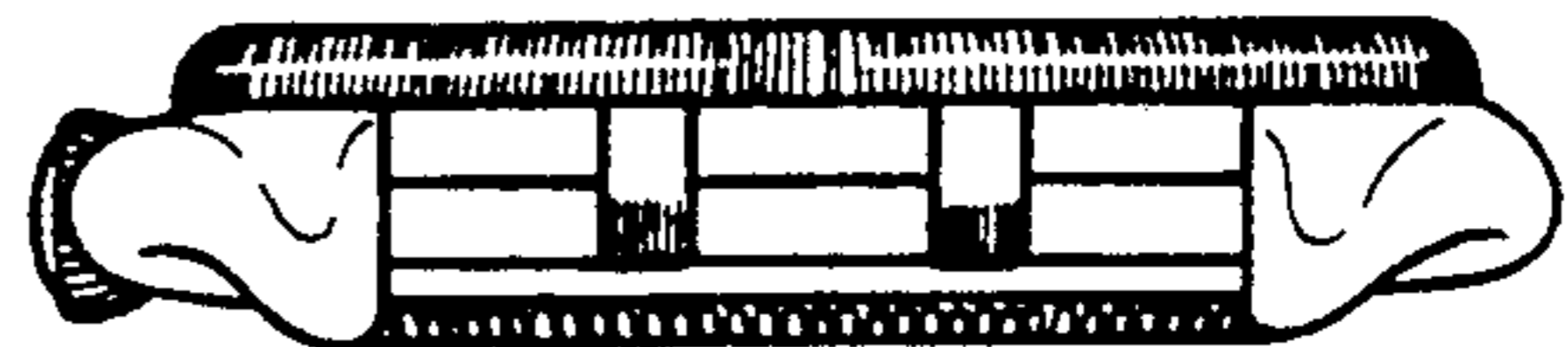


FIG. 6




FIG. 7