



US00D327021S

United States Patent [19]

[11] Patent Number: **Des. 327,021**

Burgener

[45] Date of Patent: **** Jun. 16, 1992**

[54] **WRISTWATCH**

D. 302,797 8/1989 Glauser D10/38 X
D. 309,113 7/1990 Schoepfer D10/32
D. 314,154 1/1991 Dumas D10/39

[75] Inventor: **Eddy Burgener**, Moutier,
Switzerland

[73] Assignee: **Roventa-Henex SA**, Bienne,
Switzerland

[**] Term: **14 Years**

[21] Appl. No.: **753,621**

[22] Filed: **Aug. 30, 1991**

OTHER PUBLICATIONS

Jeweler's Circular-Keystone—5/1971—p. 30—watch at left-top.

Swiss Watch & Jewelry Journal—2/1986—p. 324—watch bands at top.

Primary Examiner—Nelson C. Holtje
Attorney, Agent, or Firm—Bacon & Thomas

Related U.S. Application Data

[62] Division of Ser. No. 218,067, Jul. 13, 1988, Pat. No. Des. 321,666.

[30] **Foreign Application Priority Data**

Jan. 19, 1988 [WO] World Int. Prop. O. DM/010096

[52] U.S. Cl. **D10/32; D10/30; D10/38**

[58] Field of Search **D10/1-40, D10/122-132; 368/276-277, 280-282, 285**

[56] **References Cited**

U.S. PATENT DOCUMENTS

D. 251,055 2/1979 Sulek D10/38
D. 283,681 5/1986 Chodat D10/39 X

[57] **CLAIM**

The ornamental design for a wristwatch, as shown.

DESCRIPTION

FIG. 1 is a front elevational view of a wristwatch showing my new design;

FIG. 2 is a left side elevational view thereof;

FIG. 3 is a right side elevational view thereof;

FIG. 4 is a rear elevational view thereof;

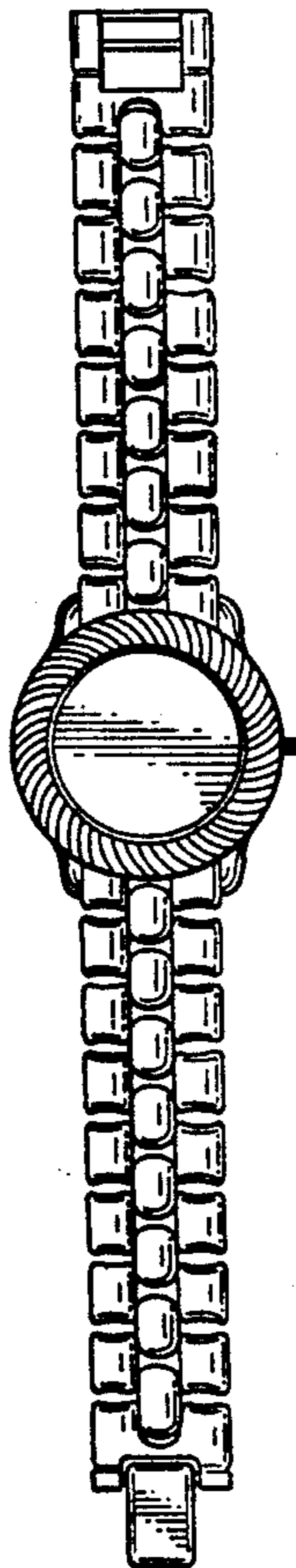
FIG. 5 is a front elevational view of the watchcase, the bands having been omitted for ease of illustration;

FIG. 6 is a right side elevational view of FIG. 5;

FIG. 7 is a left side elevational view of FIG. 5;

FIG. 8 is a top plan view of FIG. 5; and,

FIG. 9 is a bottom plan view of FIG. 5.



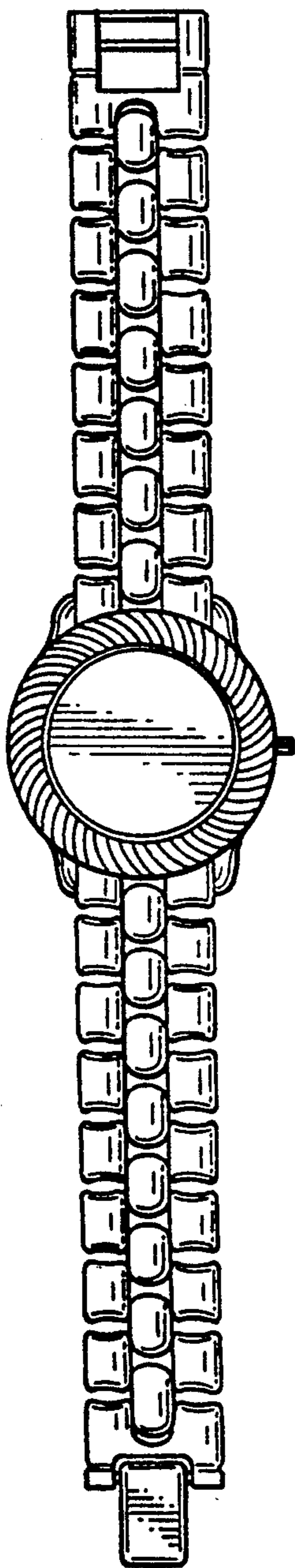


FIG. 1



FIG. 2



FIG. 3

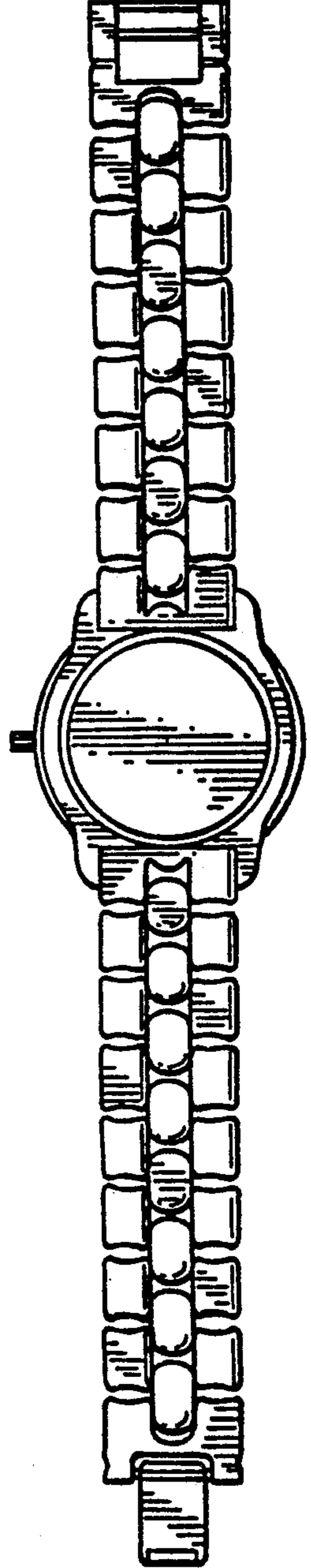


FIG. 4

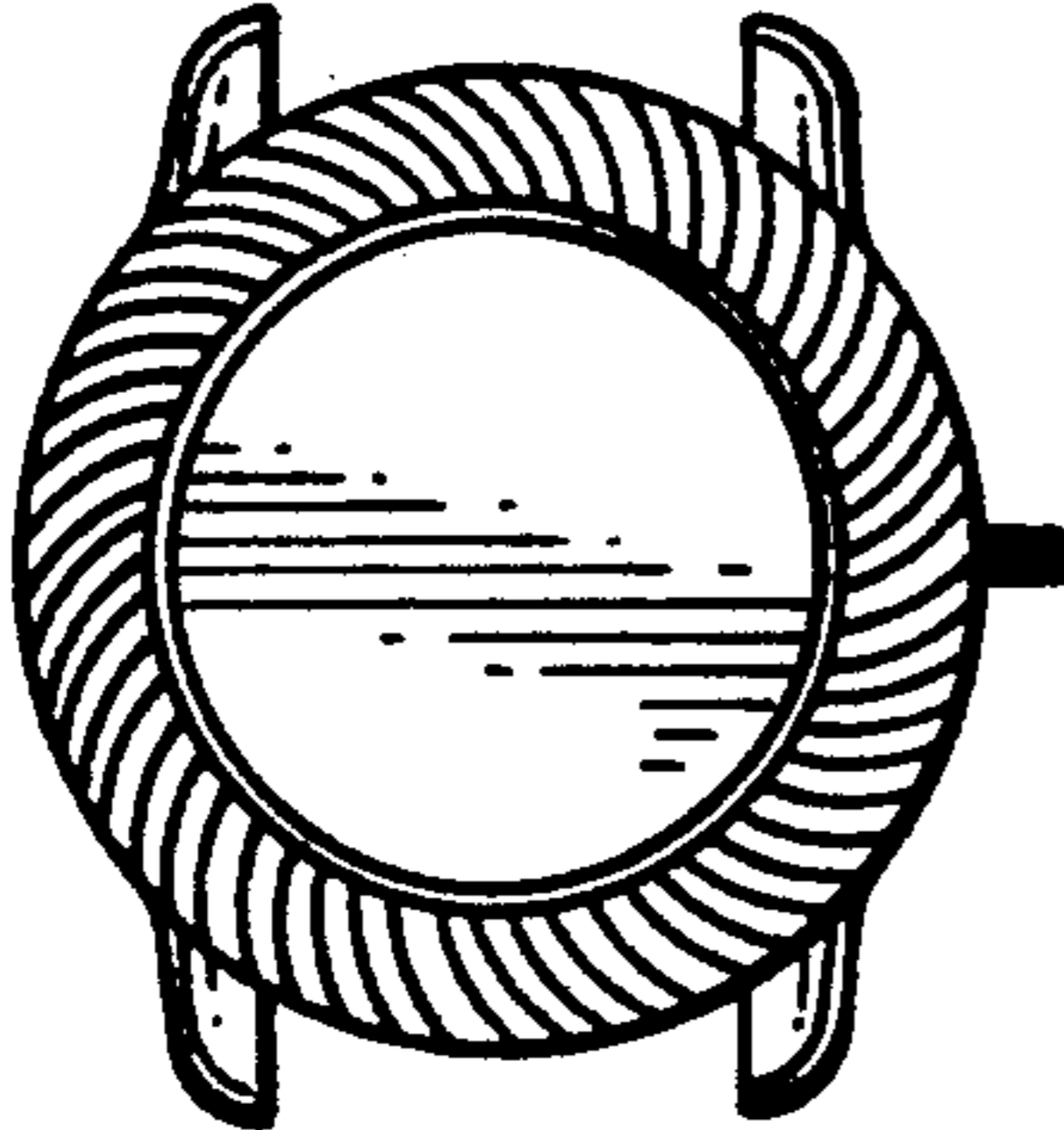


FIG. 5



FIG. 6



FIG. 7



FIG. 8



FIG. 9