



US00D327020S

# United States Patent [19]

[11] Patent Number: **Des. 327,020**

**Grädel**

[45] Date of Patent: **\*\* Jun. 16, 1992**

[54] **WRISTWATCH CASE**

2,852,908 9/1958 Stern ..... D10/39 X

[75] Inventor: **Hanspeter Grädel, Brügg, Switzerland**

### FOREIGN PATENT DOCUMENTS

311294 1/1956 Switzerland ..... D10/39 X

[73] Assignee: **Lucien Rochat SA, Bienne, Switzerland**

### OTHER PUBLICATIONS

*Hong Kong Enterprise*—7/88—p. 403—watches at top.  
*Swiss Watch & Jewelry Journal*—2/89—p. 356—Au watches.

[\*\*] Term: **14 Years**

*Primary Examiner*—Nelson C. Holtje  
*Attorney, Agent, or Firm*—McGlew & Tuttle

[21] Appl. No.: **435,793**

[22] Filed: **Nov. 13, 1989**

### [57] CLAIM

### [30] Foreign Application Priority Data

May 10, 1989 [WO] World Int. Prop. O. .... DM/013555

The ornamental design for a wristwatch case, as shown and described.

[52] U.S. Cl. .... **D10/30; D10/39**

[58] Field of Search ..... **D10/1-40, D10/122-132; 368/280-282, 288, 276-277**


### DESCRIPTION

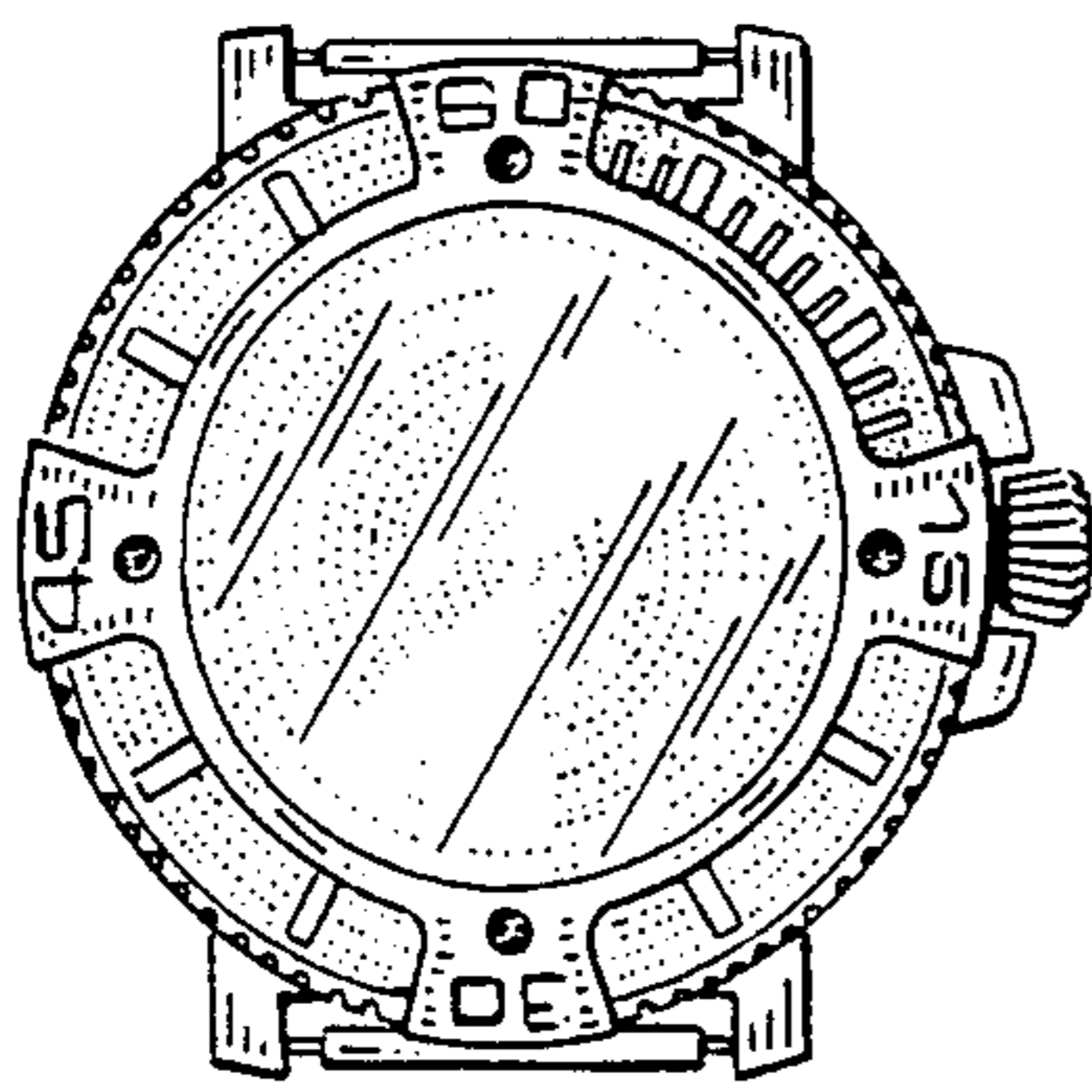
### [56] References Cited

#### U.S. PATENT DOCUMENTS

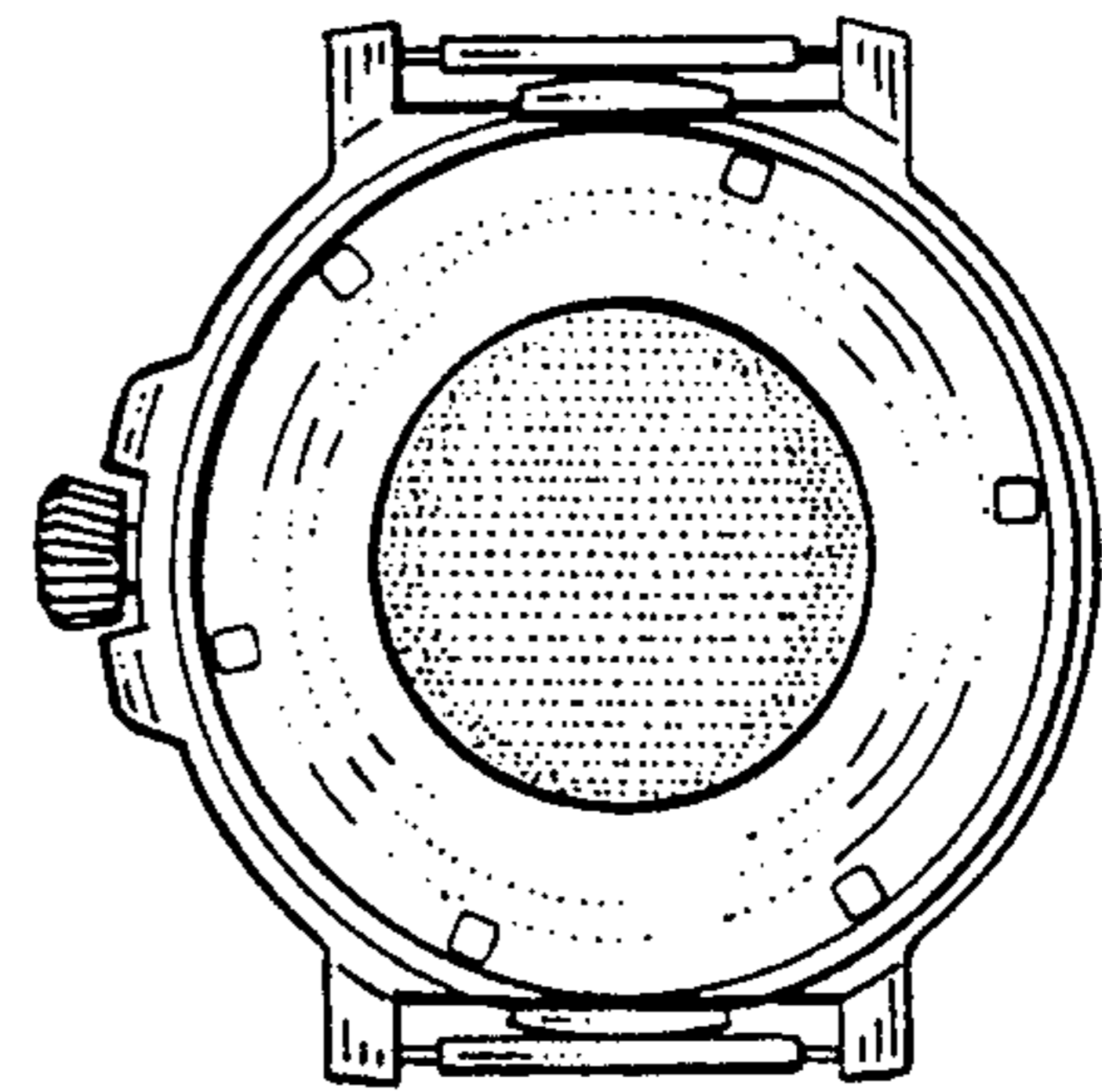
- D. 147,602 9/1947 Stern ..... D10/30 X
- D. 172,992 9/1954 Schwankhaus ..... D10/38
- D. 181,013 9/1957 Mamie ..... D10/38

FIG. 1 is a top plan view of a wristwatch case showing my new design;  
FIG. 2 is a bottom plan view thereof;  
FIG. 3 is a front elevational view thereof;  
FIG. 4 is a rear elevational view thereof;  
FIG. 5 is a left side elevational view thereof; and,  
FIG. 6 is a right side elevational view thereof.





**FIG. 1**



**FIG. 2**



FIG. 3



FIG. 4



FIG. 5

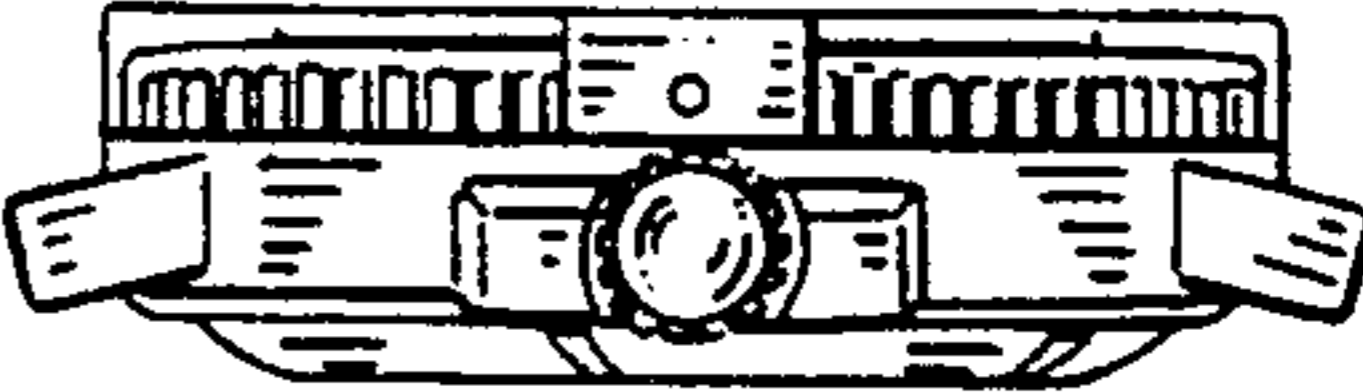


FIG. 6