



US00D327018S

United States Patent [19]

[11] Patent Number: **Des. 327,018**

Hiraike

[45] Date of Patent: **** Jun. 16, 1992**

[54] **CLOCK**

[75] Inventor: **Yasuyuki Hiraike, Tokyo, Japan**

[73] Assignee: **Rhythm Watch Co., Tokyo, Japan**

[**] Term: **14 Years**

[21] Appl. No.: **374,226**

[22] Filed: **Jun. 29, 1989**

[30] **Foreign Application Priority Data**

Jan. 10, 1989 [JP] Japan 1-242

[52] U.S. Cl. **D10/7; D10/6**

[58] Field of Search **D10/1-40,
D10/122-132; 368/276-277, 285; D21/161;
D11/158**

[56] **References Cited**

U.S. PATENT DOCUMENTS

- D. 53,119 3/1919 Elliott D11/158
- D. 88,141 11/1932 Buhle D10/6 X
- D. 89,587 4/1933 Gottlieb D10/8

- D. 90,692 9/1933 Abel D10/8
- D. 92,969 8/1934 Ludwig D10/6
- D. 149,390 4/1948 Swedlin D21/161 X
- D. 163,414 5/1951 Punzak D10/8
- D. 301,320 5/1989 Roberts D11/158
- D. 302,034 7/1989 Caraway D21/161

Primary Examiner—Nelson C. Holtje
Attorney, Agent, or Firm—Koda and Androlia

[57] **CLAIM**

The ornamental design for a clock, as shown and described.

DESCRIPTION

FIG. 1 is a perspective view of a clock showing my new design;
 FIG. 2 is a front elevational view thereof;
 FIG. 3 is a rear elevational view thereof;
 FIG. 4 is a left side elevational view thereof;
 FIG. 5 is a right side elevational view thereof;
 FIG. 6 is a top plan view thereof; and,
 FIG. 7 is a bottom plan view thereof.



FIG. 1



FIG. 2




FIG. 3

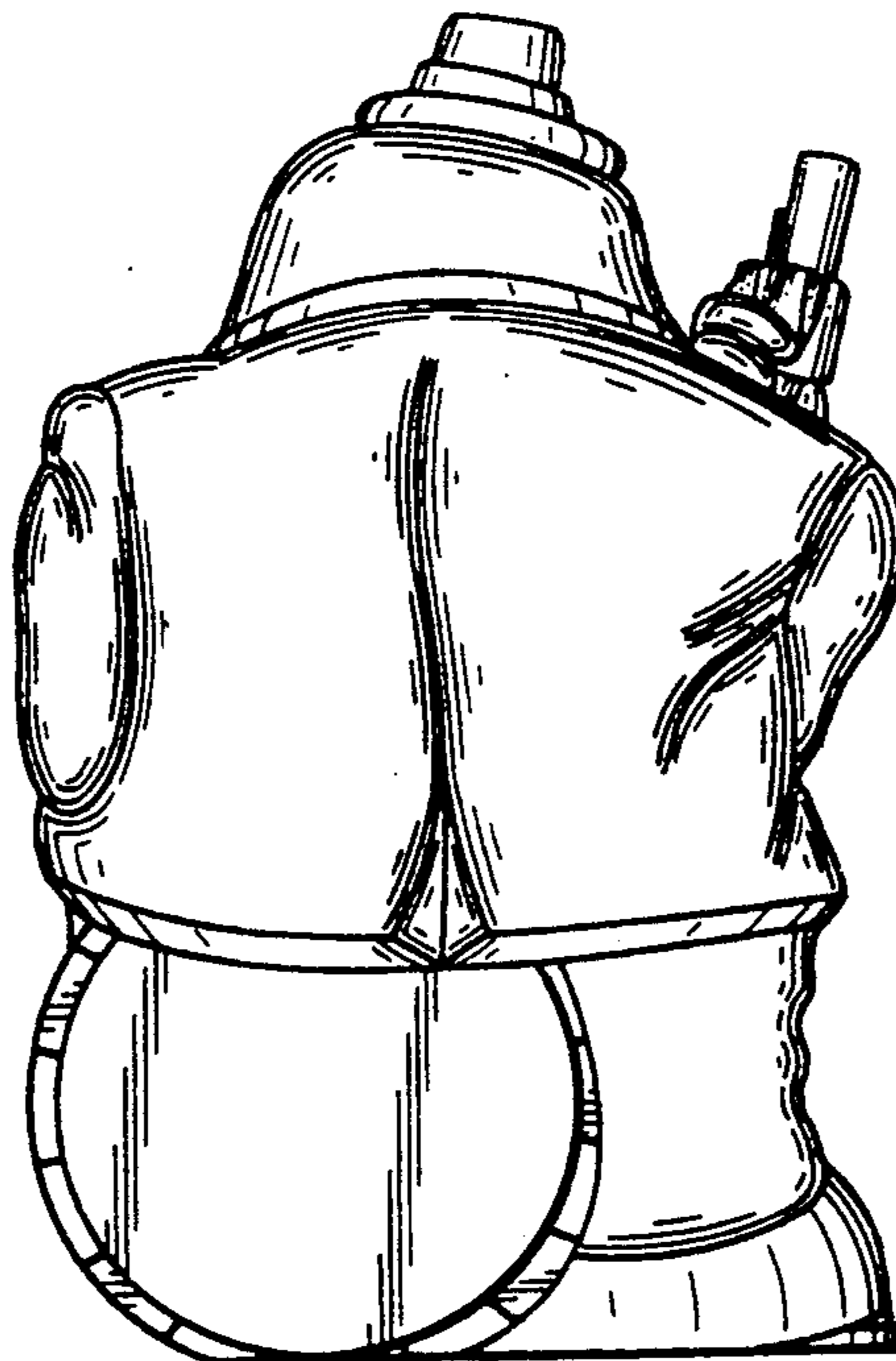


FIG. 4




FIG. 5




FIG. 6

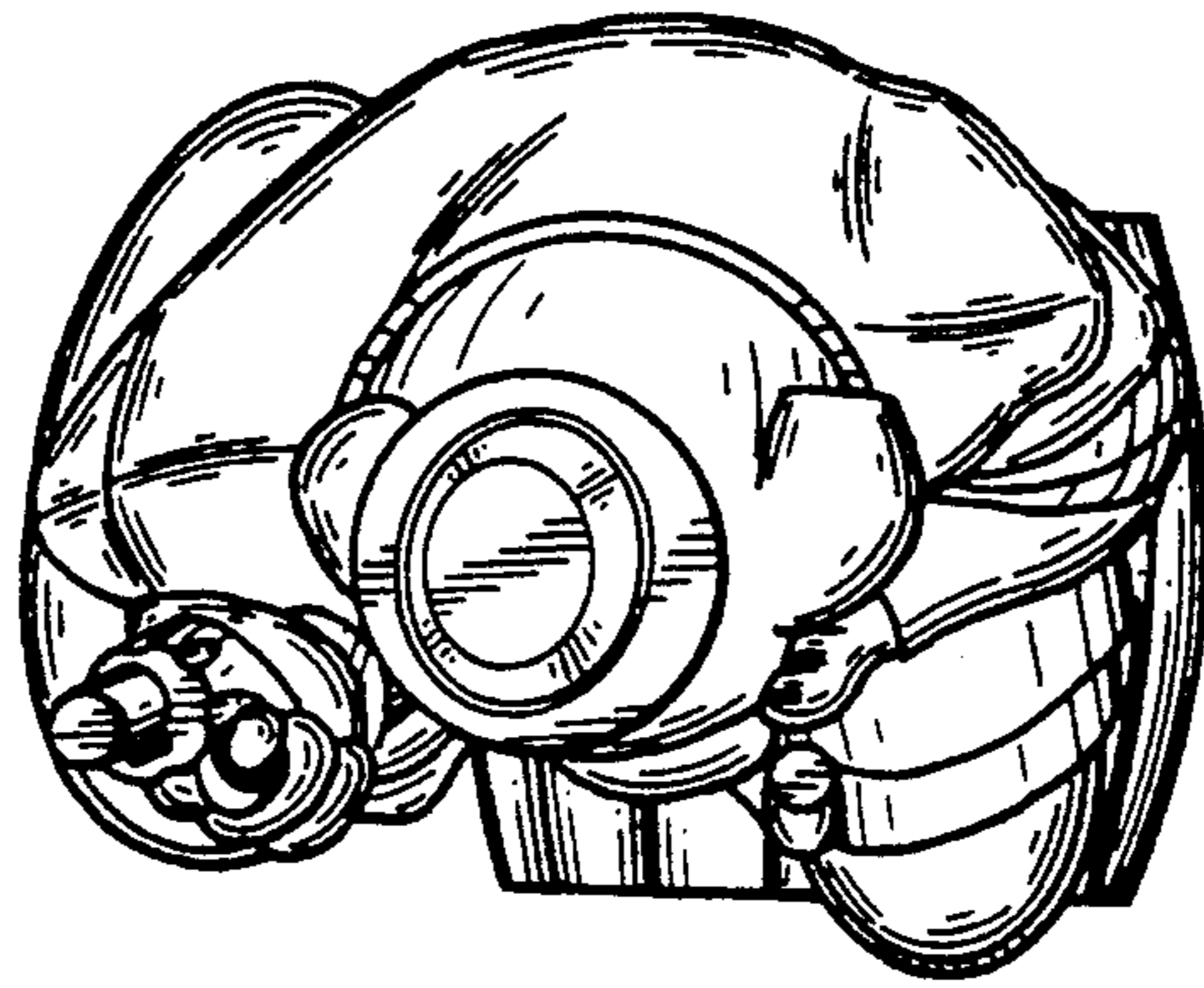


FIG. 7

