



US00D327009S

United States Patent [19]

[11] Patent Number: **Des. 327,009**

Poore

[45] Date of Patent: **** Jun. 16, 1992**

[54] DISPENSING BOTTLE

[76] Inventor: **Douglas Poore**, 1692 Jefferson Ave., Kingsport, Tenn. 37664

[**] Term: **14 Years**

[21] Appl. No.: **629,359**

[22] Filed: **Dec. 18, 1990**

[52] U.S. Cl. **D9/307; D9/503; D9/521; D9/525**

[58] Field of Search **D9/371, 307, 373, 390-399, D9/406, 349, 352, 353, 355, 449, 447, 450; 215/1 R, 1 C; 222/213, 546**

[56] References Cited

U.S. PATENT DOCUMENTS

D. 165,034	10/1951	Van Sciver	D9/300 X
D. 187,754	4/1960	Vanderhyde	D9/404
D. 194,715	2/1963	Michel	D9/373
D. 198,508	6/1964	Shepler	D9/404
D. 199,040	9/1964	Vanderhyde	D9/378
D. 214,884	8/1969	Hazard	D9/450
D. 246,155	10/1977	Hoyt .	
D. 287,570	1/1987	Olsen	D9/371 X
3,124,275	3/1964	Lake .	
3,171,446	3/1965	Koch .	

FOREIGN PATENT DOCUMENTS

1106601 4/1950 France .

OTHER PUBLICATIONS

Cole-Parmer Plasticware Catalog, 1979, p. 22, Test Tube, Item "D".

Package Engineering, Apr. 1981, p. 120, Polytop Dispensing Closures.

Primary Examiner—Bernard Ansher

Assistant Examiner—Lucy Lieberman

Attorney, Agent, or Firm—Terry M. Gernstein

[57] CLAIM

The ornamental design for a dispensing bottle, as shown and described.

DESCRIPTION

FIG. 1 is a perspective view of a dispensing bottle showing my new design;

FIG. 2 is a front elevational view thereof, the rear elevation being a mirror image thereto;

FIG. 3 is a left side elevational view thereof, the right side elevation being a mirror image thereto;

FIG. 4 is an enlarged top plan view thereof; and,

FIG. 5 is an enlarged bottom plan view thereof.




FIG. 1.

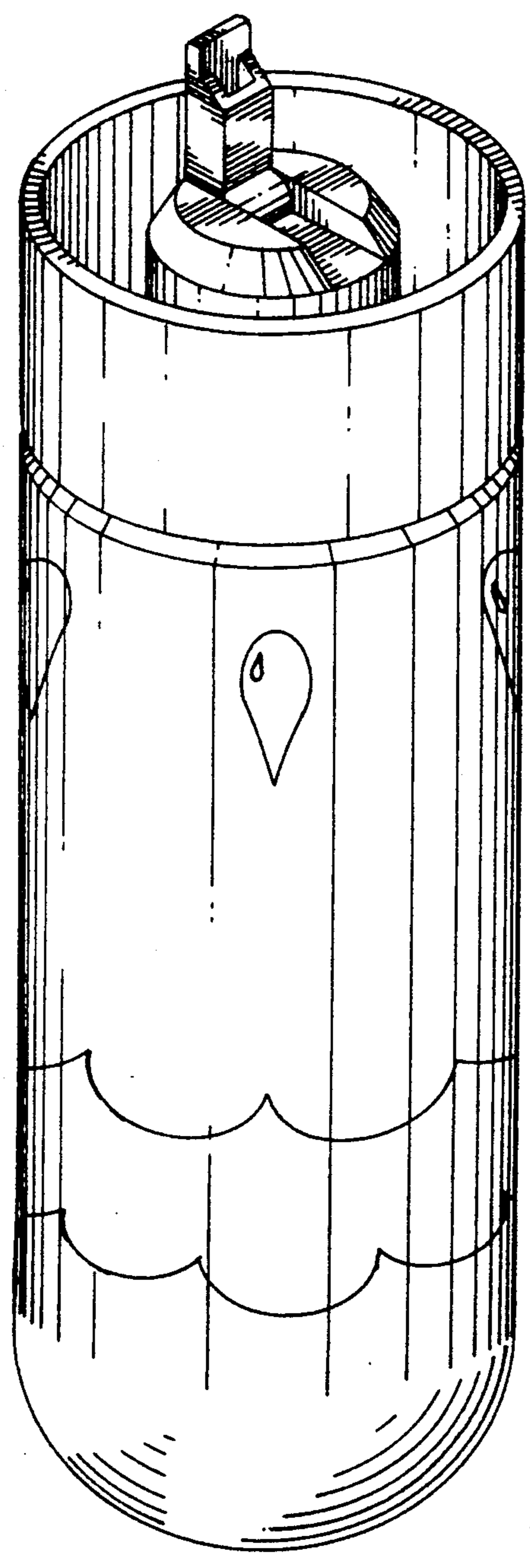


FIG. 2.

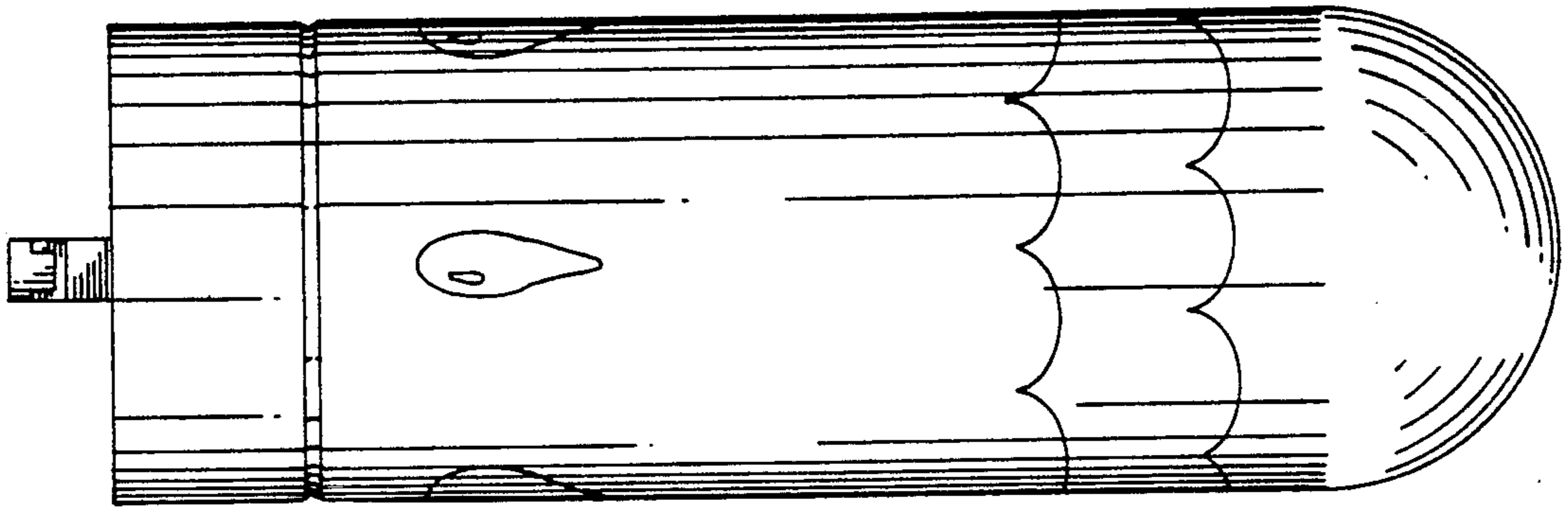
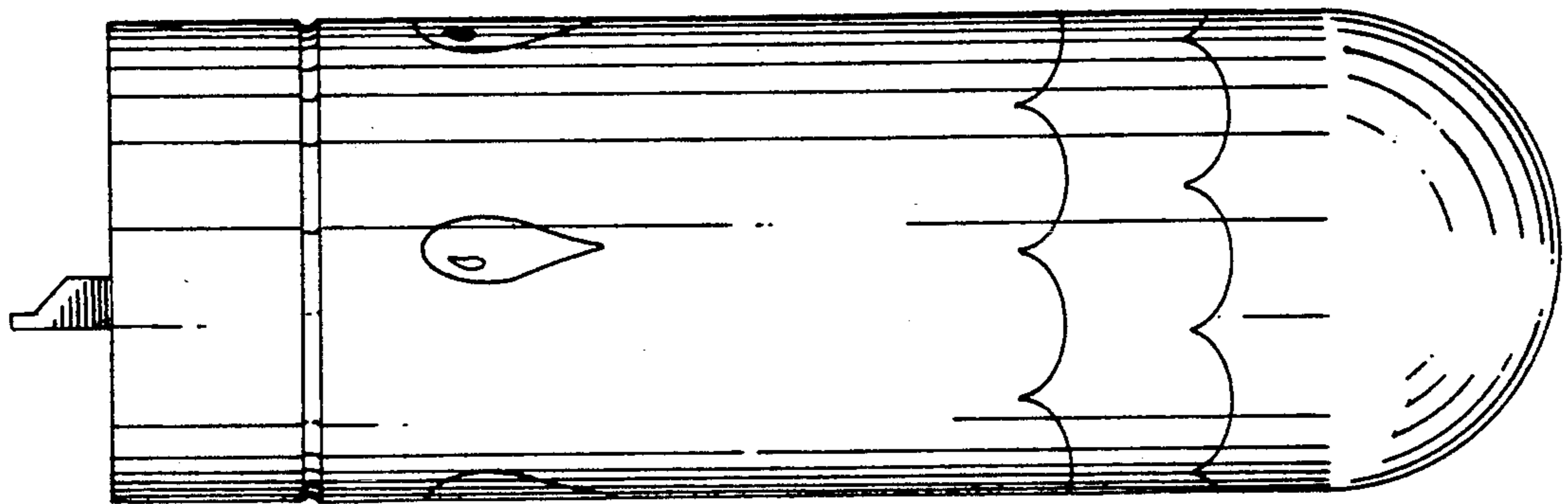


FIG. 3.



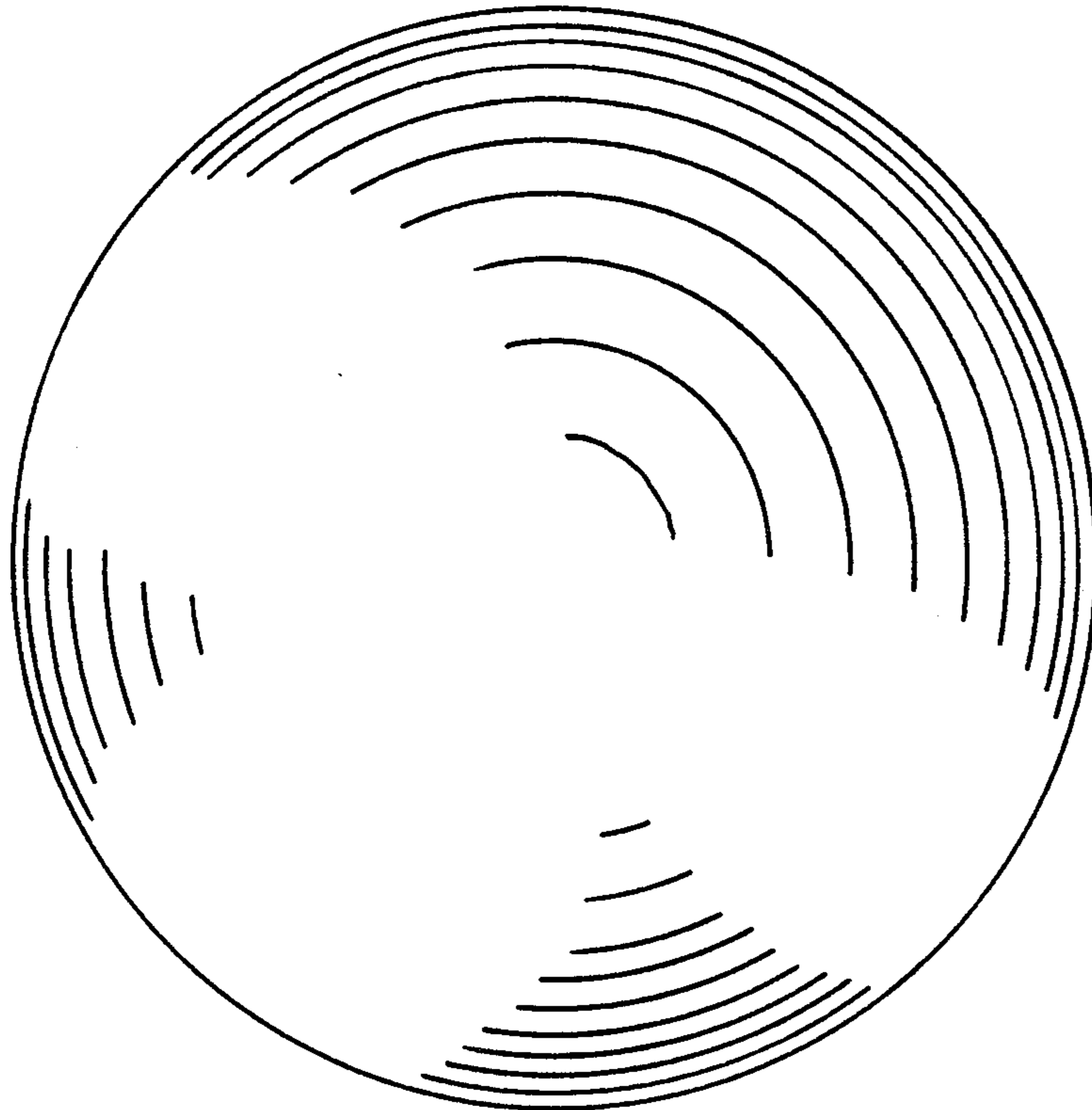


FIG. 5.

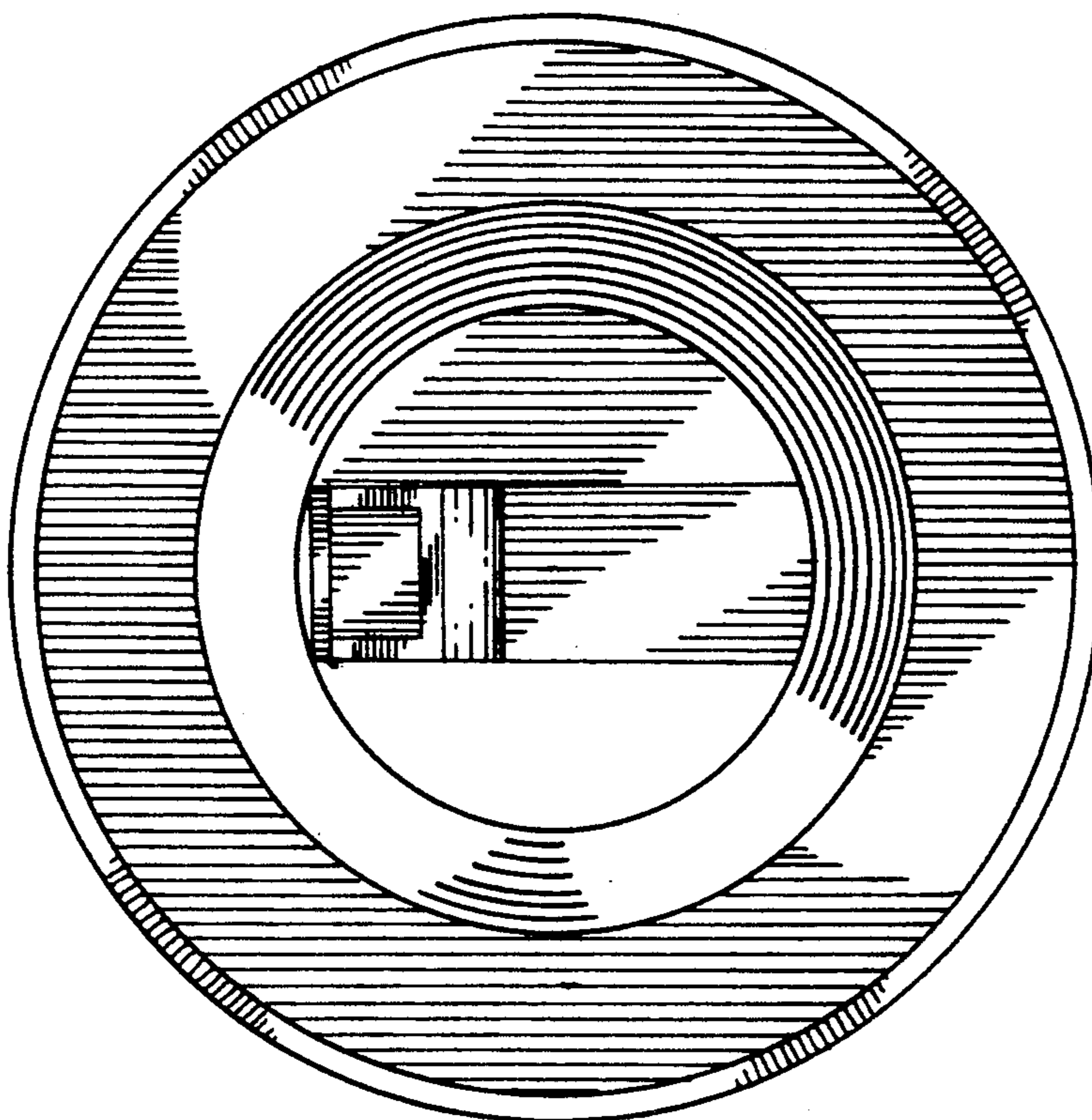


FIG. 4.