



US00D327006S

United States Patent [19]

[11] Patent Number: **Des. 327,006**

Bostwick et al.

[45] Date of Patent: **** Jun. 16, 1992**

[54] **BOTTLE**

[75] Inventors: **Martin M. Bostwick, Norwalk;**
Andrew T. Kostanecki, New Canaan;
Robert H. Brainard, Danbury, all of
Conn.

[73] Assignee: **Kraft General Foods, Inc., Glenview,**
Ill.

[**] Term: **14 Years**

[21] Appl. No.: **507,059**

[22] Filed: **Apr. 6, 1990**

[52] U.S. Cl. **D9/502; D9/301;**
D9/538; D9/557

[58] Field of Search **D9/301, 349-355,**
D9/384, 385, 389, 390, 399, 396; 215/1 R, 1 C

[56] **References Cited**

U.S. PATENT DOCUMENTS

| | | | |
|--------------|--------|-------------------------|----------|
| D.Re. 17,803 | 9/1970 | Mas | D9/396 X |
| D. 84,683 | 7/1931 | Davis | D9/352 |
| D. 86,222 | 2/1932 | De Fauzon | D9/396 |
| D. 136,224 | 8/1943 | Hector | D9/396 X |
| D. 157,488 | 2/1950 | Graf | D9/350 |
| D. 190,889 | 7/1961 | Koenigsberg | D9/350 |
| D. 193,032 | 6/1962 | Waser | D9/349 |
| D. 199,154 | 9/1964 | Koch | D9/301 |
| D. 245,576 | 8/1977 | Muscatiello et al. | D9/300 |

| | | | |
|------------|---------|----------------------|-----------|
| D. 248,827 | 8/1978 | Goldschmidt et al. . | |
| D. 257,427 | 10/1980 | Cooke et al. | D9/398 |
| D. 268,810 | 5/1983 | Hartung | D9/301 |
| D. 294,802 | 3/1988 | Beaver | D9/375 |
| D. 301,836 | 6/1989 | van Lit | D9/375 |
| D. 304,683 | 11/1989 | Hofer | D9/390 |
| 3,171,446 | 3/1965 | Koch | 141/24 |
| 3,823,032 | 7/1974 | Ukai | 215/1 C |
| 4,645,078 | 2/1987 | Reyner | 206/524.8 |

FOREIGN PATENT DOCUMENTS

586629 12/1958 Italy 215/1 R

Primary Examiner—Bernard Ansher

Assistant Examiner—C. Tuttle

Attorney, Agent, or Firm—Thomas R. Savoie

[57] **CLAIM**

The ornamental design for a bottle, as shown and described.

DESCRIPTION

FIG. 1 is a side elevational view of a bottle showing our new design, the side opposite being identical to the side shown;

FIG. 2 is a top plan view thereof;

FIG. 3 is a side elevational view rotated 90 degrees from FIG. 1, the side opposite being identical to the side shown; and,

FIG. 4 is a bottom plan view thereof.

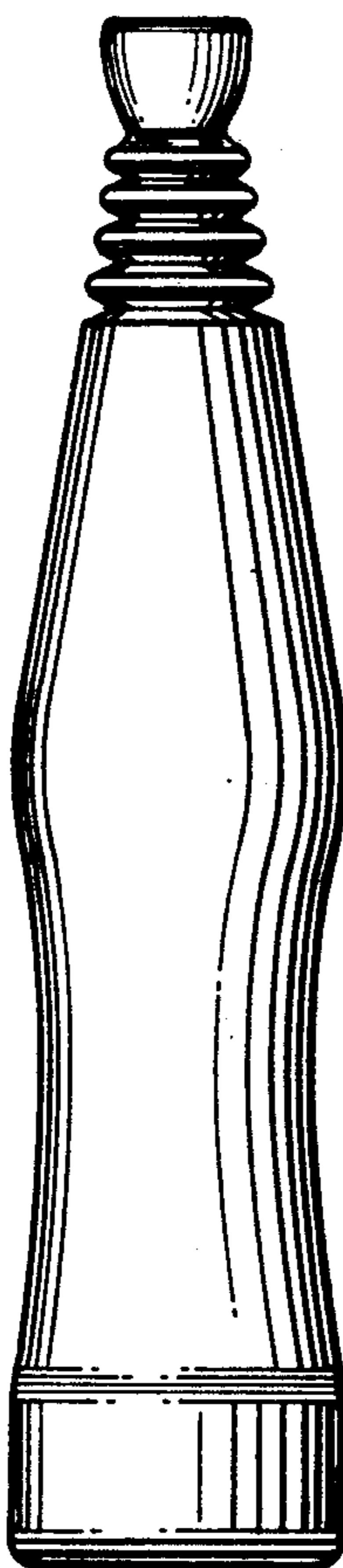


FIG.1

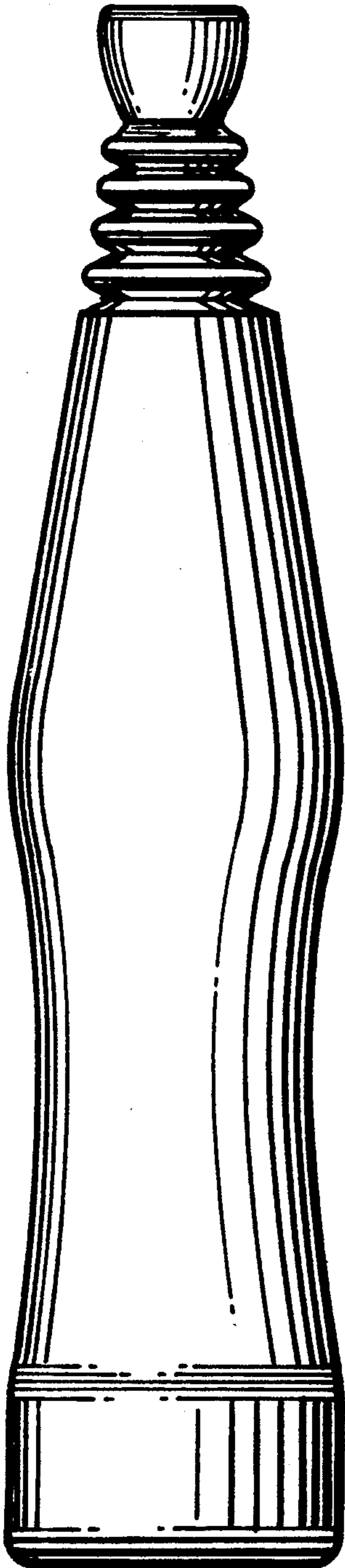


FIG.2

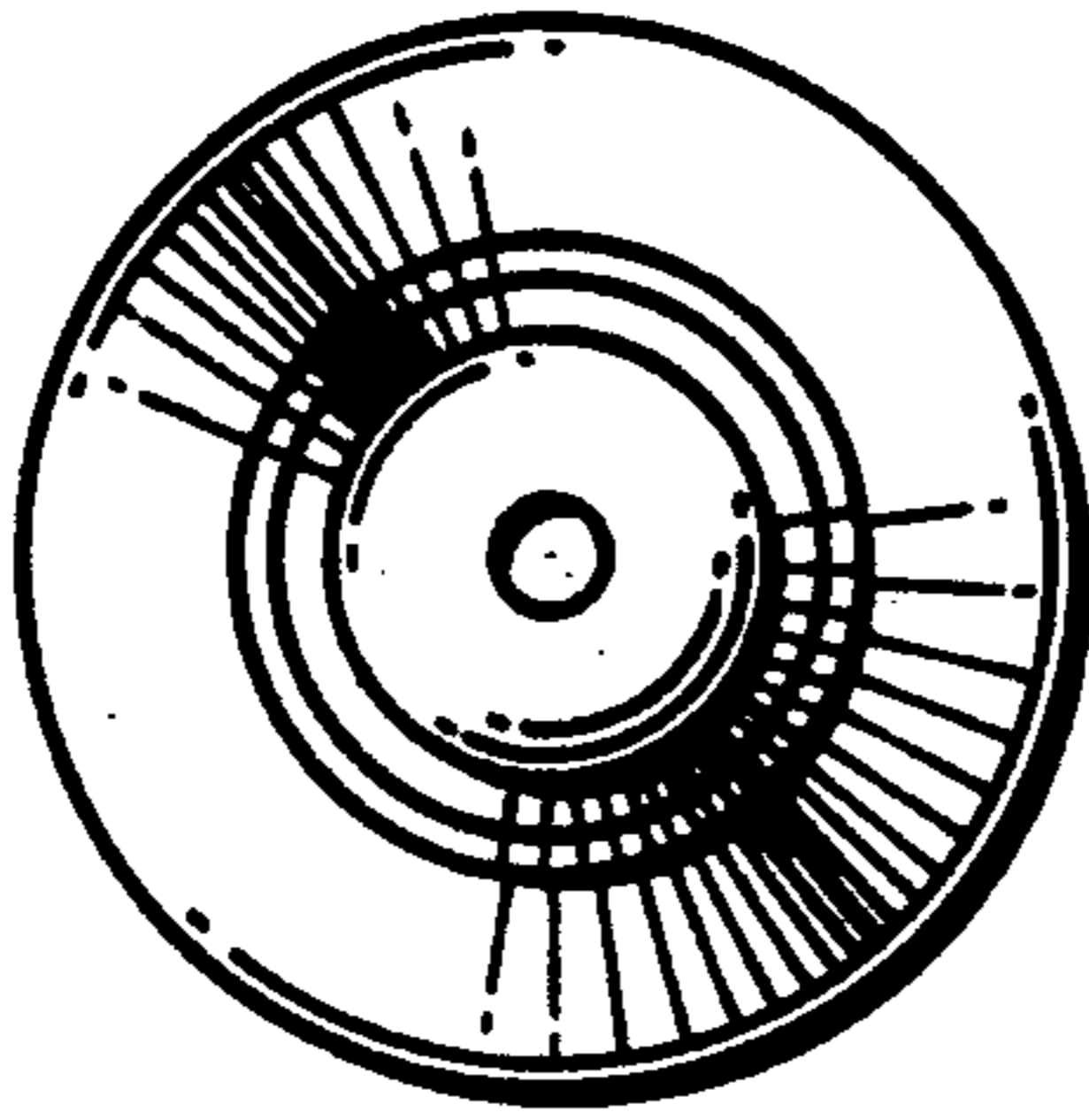


FIG.4

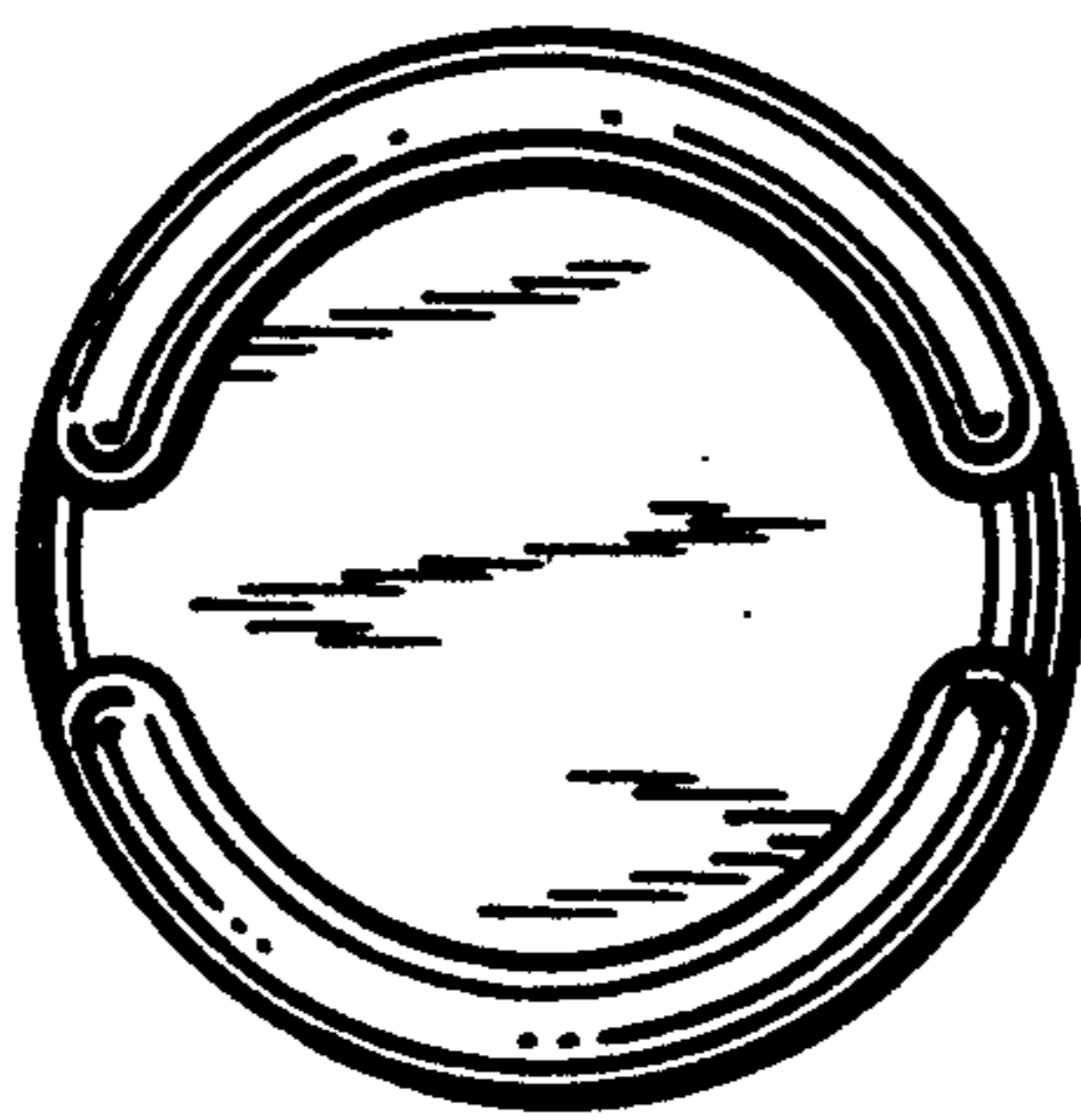


FIG.3

