



US00D326978S

# United States Patent [19]

[11] Patent Number: **Des. 326,978**

Zimmermann

[45] Date of Patent: **\*\* Jun. 16, 1992**

[54] **PITCHER**

[75] Inventor: **Anso Zimmermann, Niederaula, Fed. Rep. of Germany**

[73] Assignee: **Rotpunkt Dr. Anso Zimmermann, Niederaula, Fed. Rep. of Germany**

[\*\*] Term: **14 Years**

[21] Appl. No.: **422,437**

[22] Filed: **Oct. 17, 1989**

[30] **Foreign Application Priority Data**

Apr. 19, 1989 [DE] Fed. Rep. of Germany ..... 8902977

[52] U.S. Cl. .... **D7/317; D7/316; D7/318**

[58] Field of Search ..... **D7/316-322, D7/300, 312; 222/475.1, 570, 572, 575**

[56] **References Cited**

**U.S. PATENT DOCUMENTS**

D. 166,820 5/1952 Olson ..... D7/317

D. 172,474 6/1954 Levi ..... D7/317  
D. 186,681 11/1959 Fischer ..... D7/317  
D. 221,796 9/1971 Greger ..... D7/317  
D. 308,795 6/1990 Zimmermann ..... D7/319 X  
4,813,368 3/1989 Hutter et al. .... D7/317 X

*Primary Examiner*—Nelson C. Holtje  
*Assistant Examiner*—Caron D. Veynar  
*Attorney, Agent, or Firm*—Scully, Scott, Murphy & Presser

[57] **CLAIM**

The ornamental design for a pitcher, as shown and described.

**DESCRIPTION**

FIG. 1 is a right side perspective view of a pitcher showing my new design;  
FIG. 2 is a rear elevational view thereof;  
FIG. 3 is a front elevational view thereof;  
FIG. 4 is a right side elevational view, the left side elevational view being a mirror image thereof;  
FIG. 5 is a top plan view thereof; and,  
FIG. 6 is a bottom plan view thereof.




FIG. 1




FIG. 2

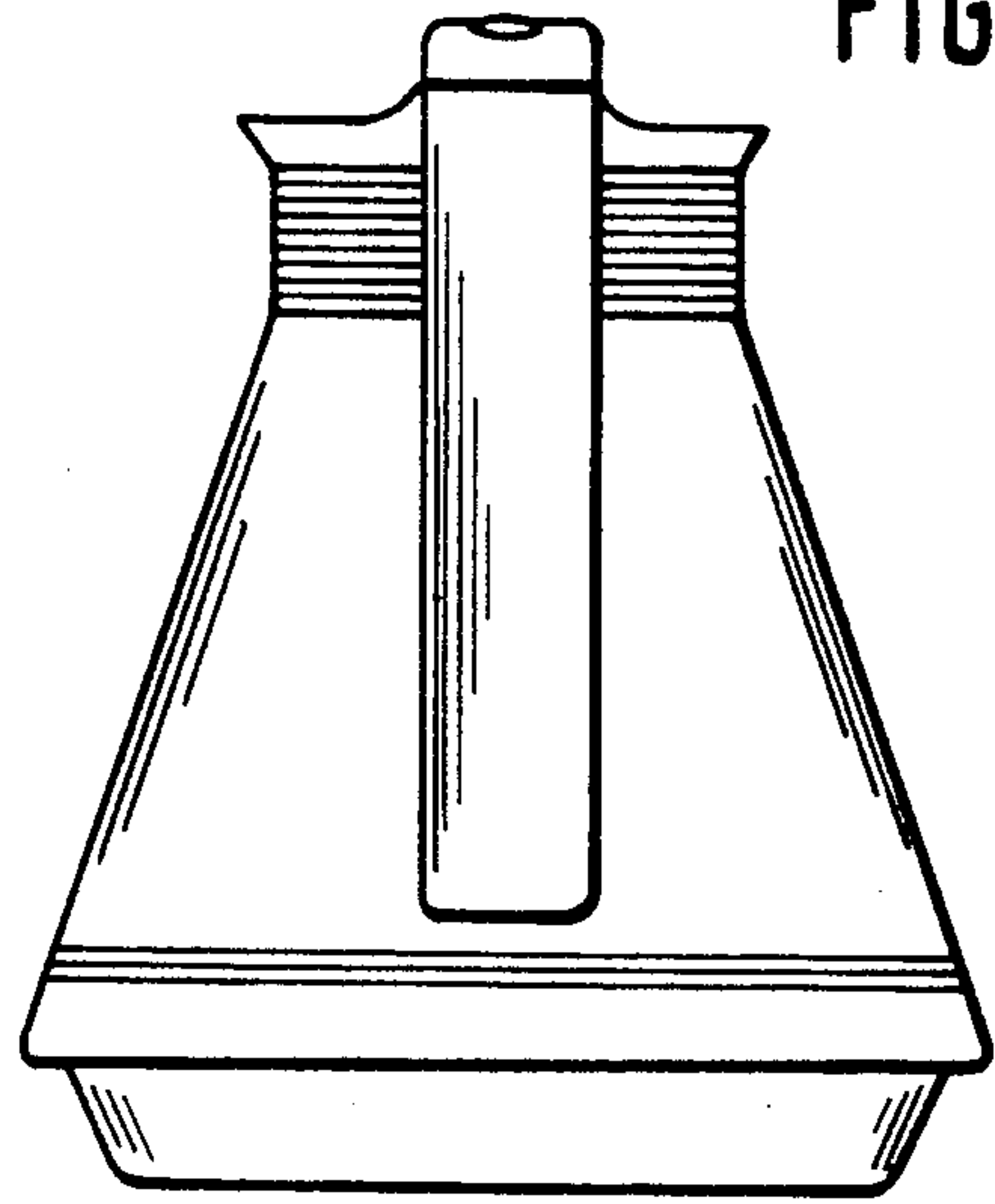


FIG. 3

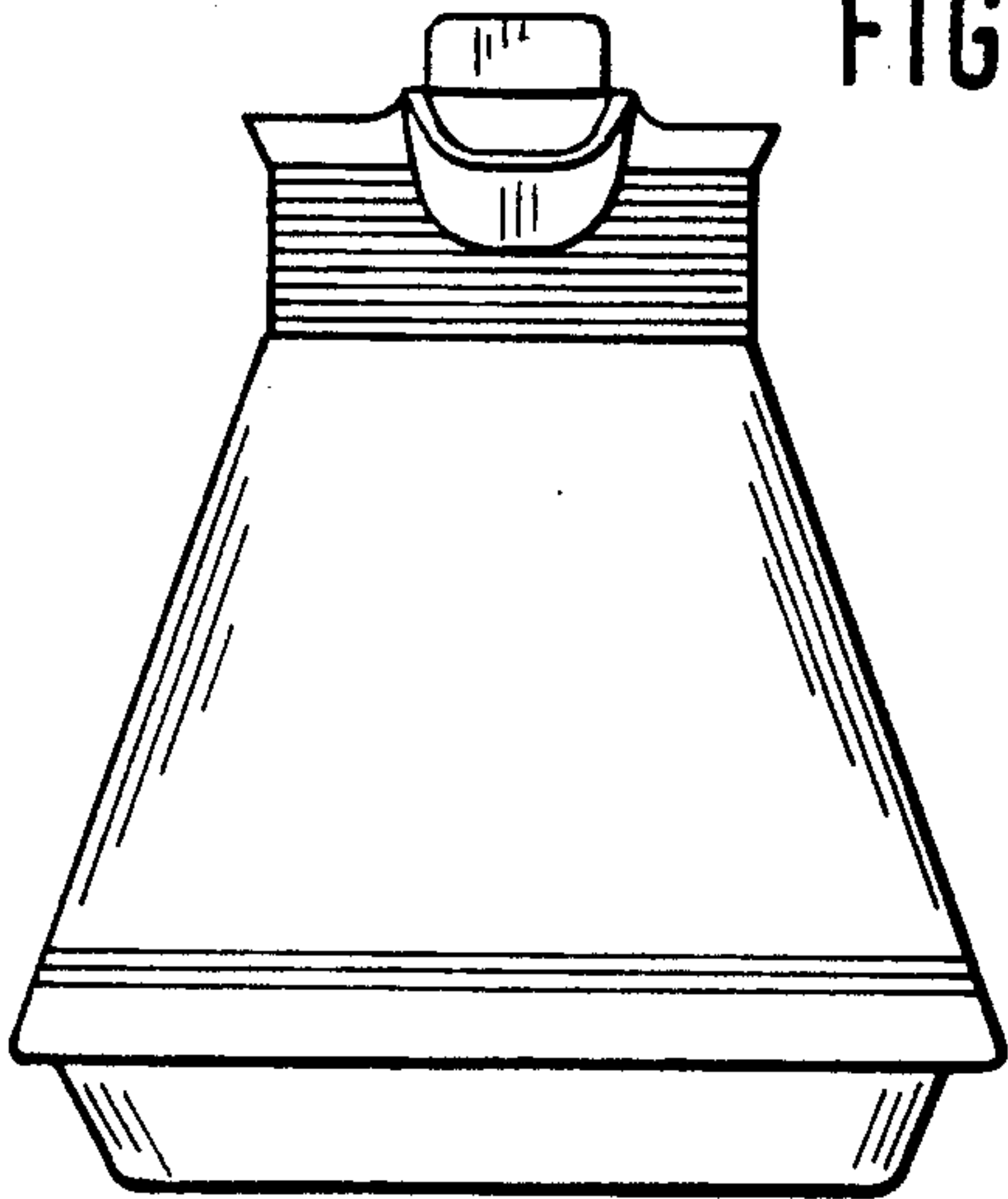


FIG. 4

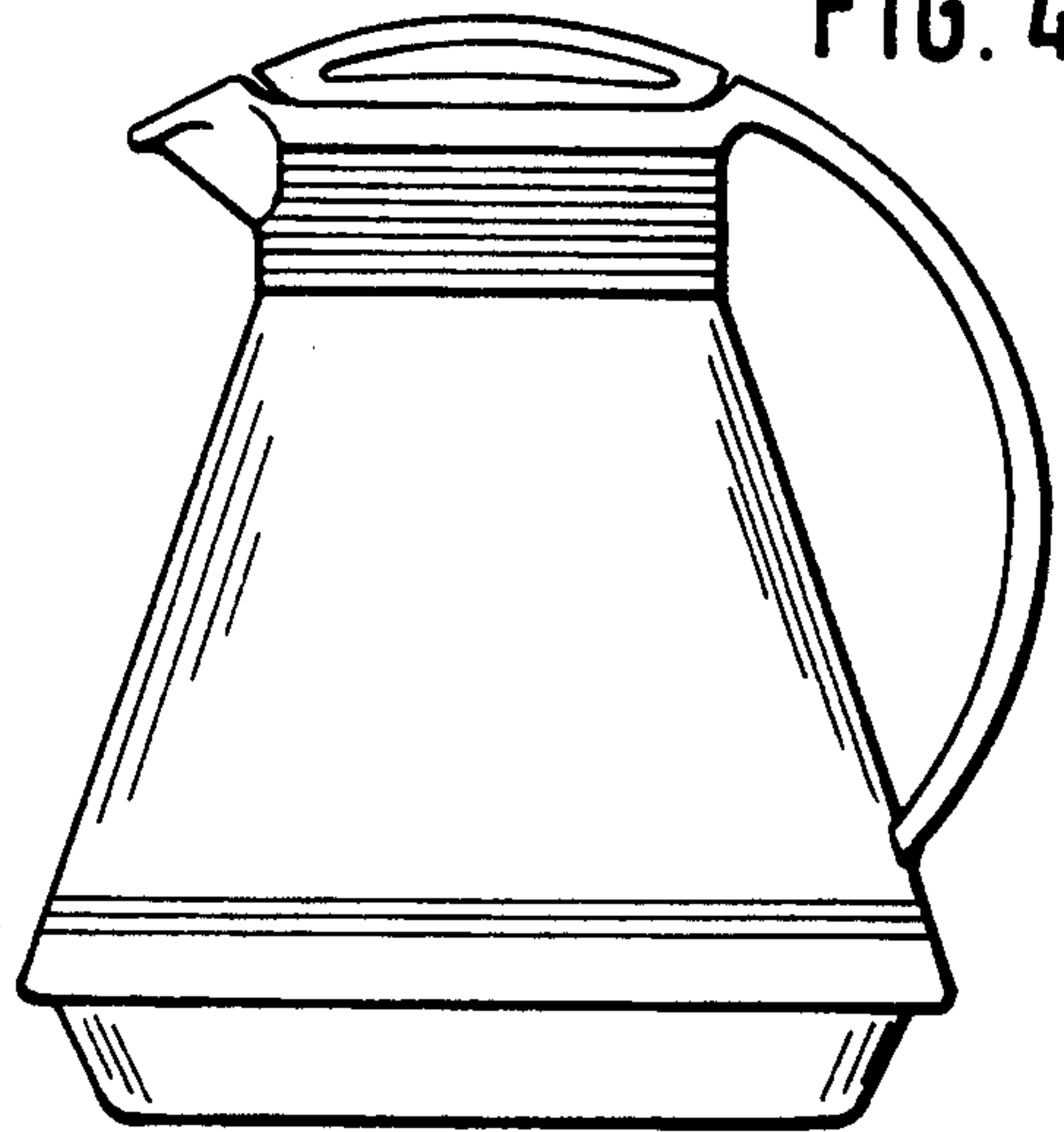


FIG. 5

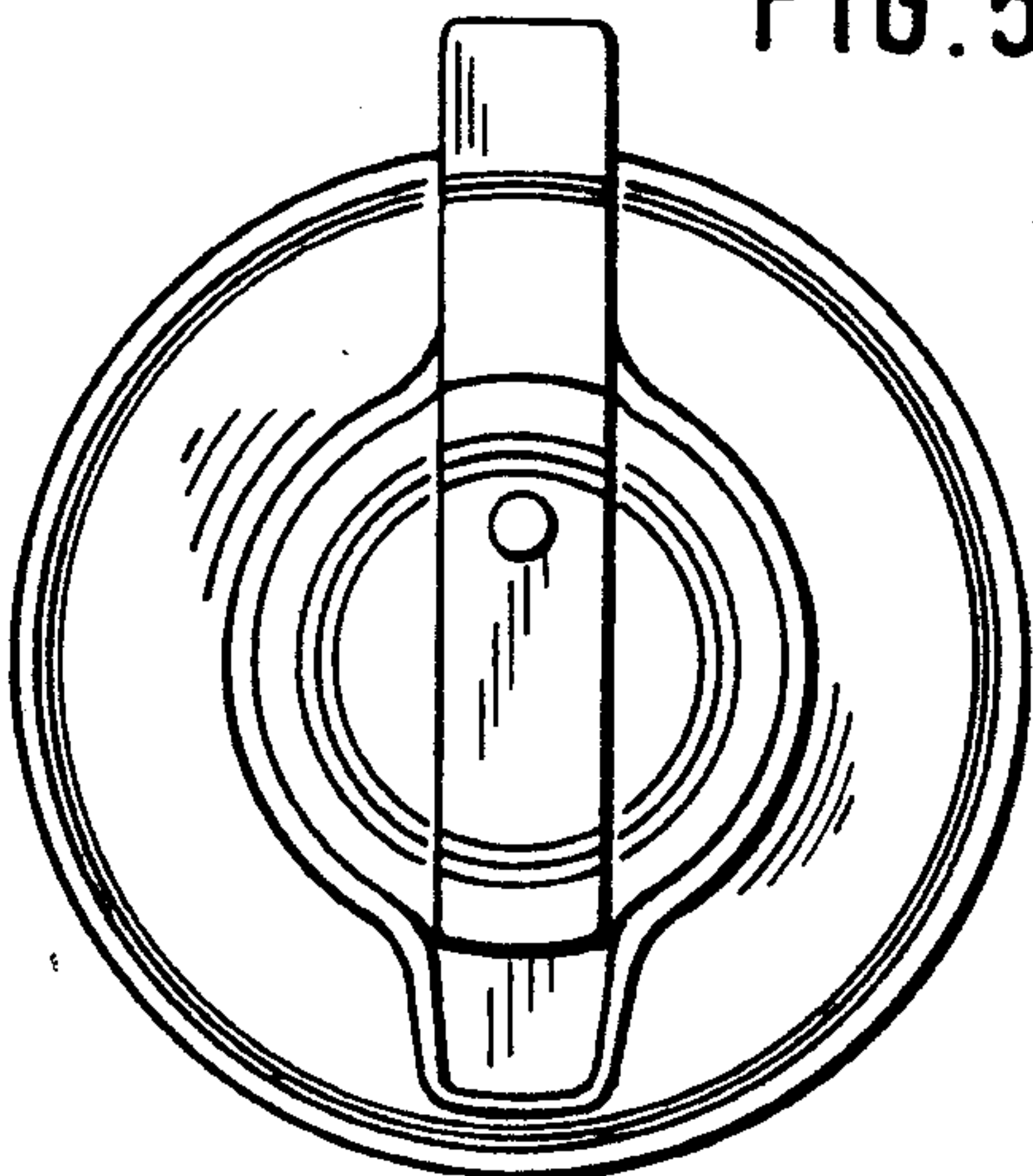


FIG. 6

