



US00D326955S

United States Patent [19]

[11] Patent Number: **Des. 326,955**

Hatfield et al.

[45] Date of Patent: **** Jun. 16, 1992**

[54] SHOE OUTSOLE BOTTOM

[75] Inventors: **Tinker L. Hatfield; Wilson W. Smith, III**, both of Portland, Oreg.

[73] Assignees: **Nike, Inc.; Nike International Ltd.**, Beaverton, Oreg.

[**] Term: **14 Years**

[21] Appl. No.: **539,530**

[22] Filed: **Jun. 15, 1990**

[52] U.S. Cl. **D2/320**

[58] Field of Search **D2/264, 265, 274, 308-314, D2/317-321; 36/25 R, 28, 29, 32 R, 43, 59 R, 59 C, 102-106, 112-116, 132, 136**

[56] References Cited

U.S. PATENT DOCUMENTS

D. 266,371	10/1982	Stubblefield	D2/320
D. 270,870	10/1983	Tilles	D2/320
D. 287,304	12/1986	Peterson	D2/320
D. 287,784	1/1987	Tong et al.	D2/320
D. 291,146	8/1987	Selbiger	D2/320
D. 296,151	6/1988	Mourad	D2/320
4,562,651	1/1986	Frederick et al.	D2/328

OTHER PUBLICATIONS

Spring 1990 Nike Catalog p. 6, and even pp. 58-66 (Published 6/1989).

Fall 1989 Nike Catalog 10 & even pp. 54-60, 134, 136, 140 (Published 1/1989).

Fall 1988 Nike Catalog even pp. 60-66 (Published 1/1988).

Fall 1987 Nike Catalog even pp. 50-54 (Published 1/1987).

Primary Examiner—Louis S. Zarfaz

Attorney, Agent, or Firm—Banner, Birch, McKie & Beckett

[57] CLAIM

The ornamental design for a shoe outsole bottom, as shown and described.

DESCRIPTION

FIG. 1 is a bottom plan view of a shoe outsole bottom showing our new design;

FIG. 2 is a view taken along section 2—2 of FIG. 1;

FIG. 3 is a view taken along section 3—3 of FIG. 1;

FIG. 4 is a view taken along section 4—4 of FIG. 1;

FIG. 5 is a side elevational view of one side of the shoe outsole bottom according to FIG. 1; and,

FIG. 6 is a side elevational view of the other side of the shoe outsole bottom according to FIG. 1.

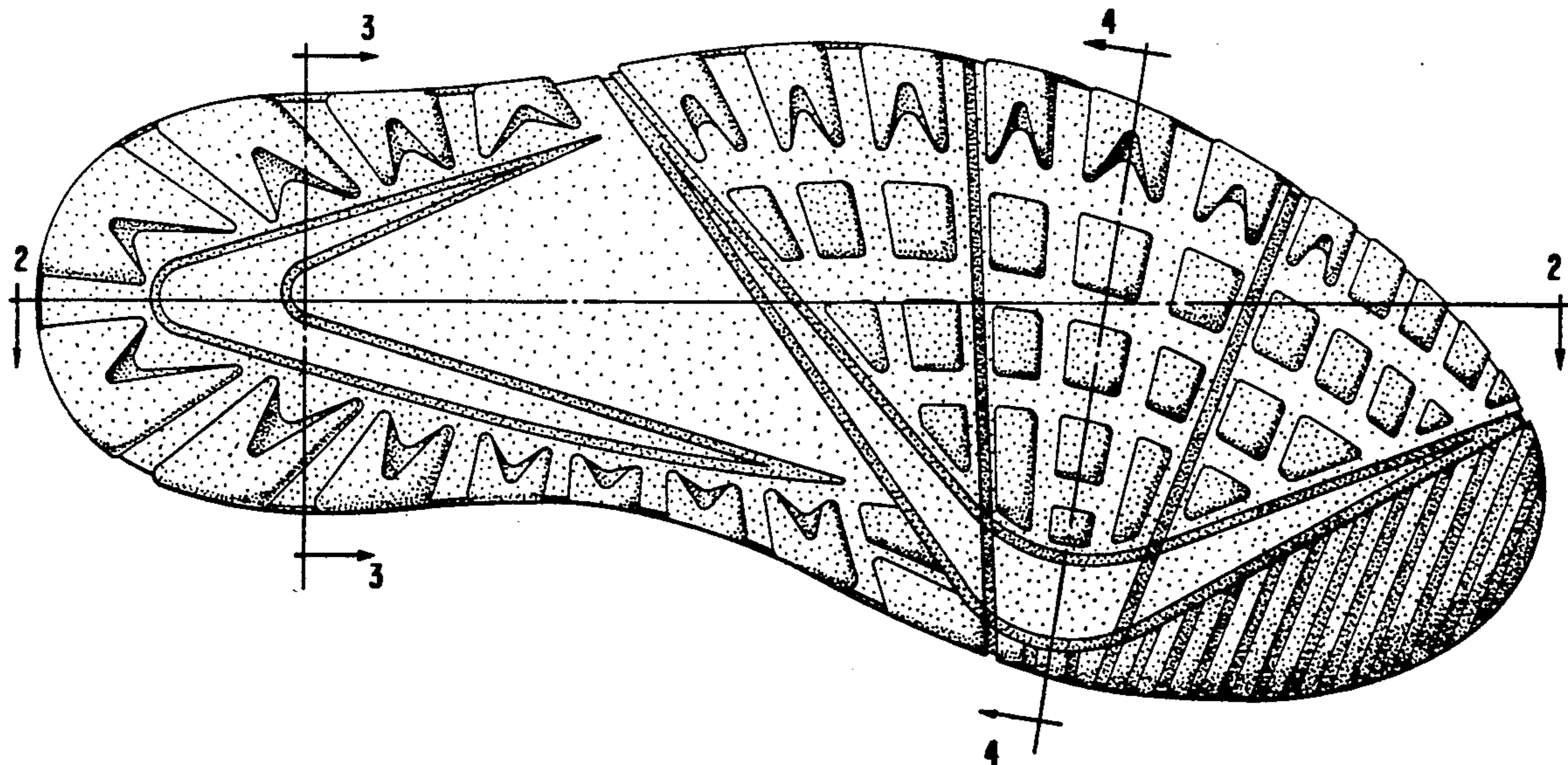


FIG. 1

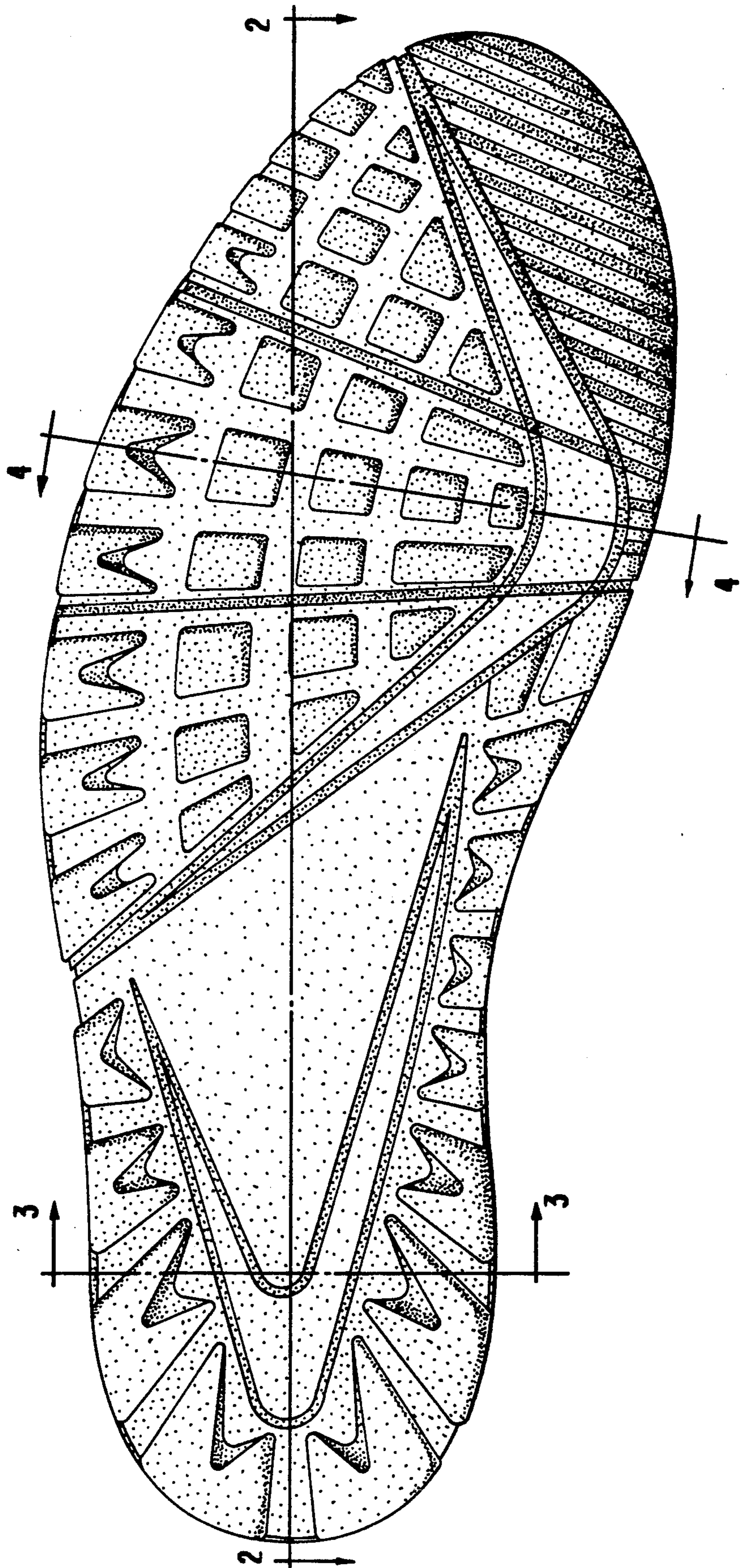


FIG. 2



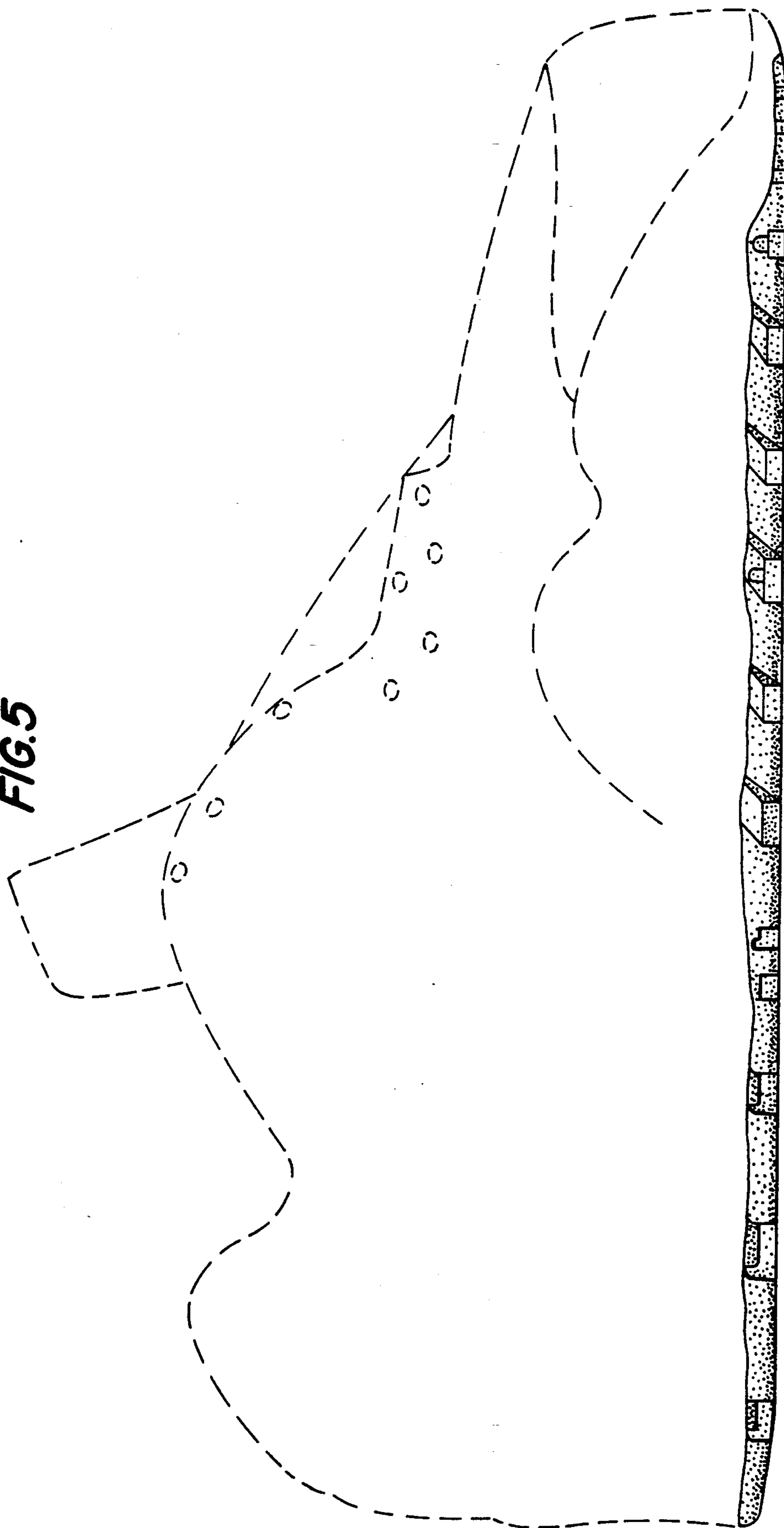
FIG. 3



FIG. 4



FIG. 5



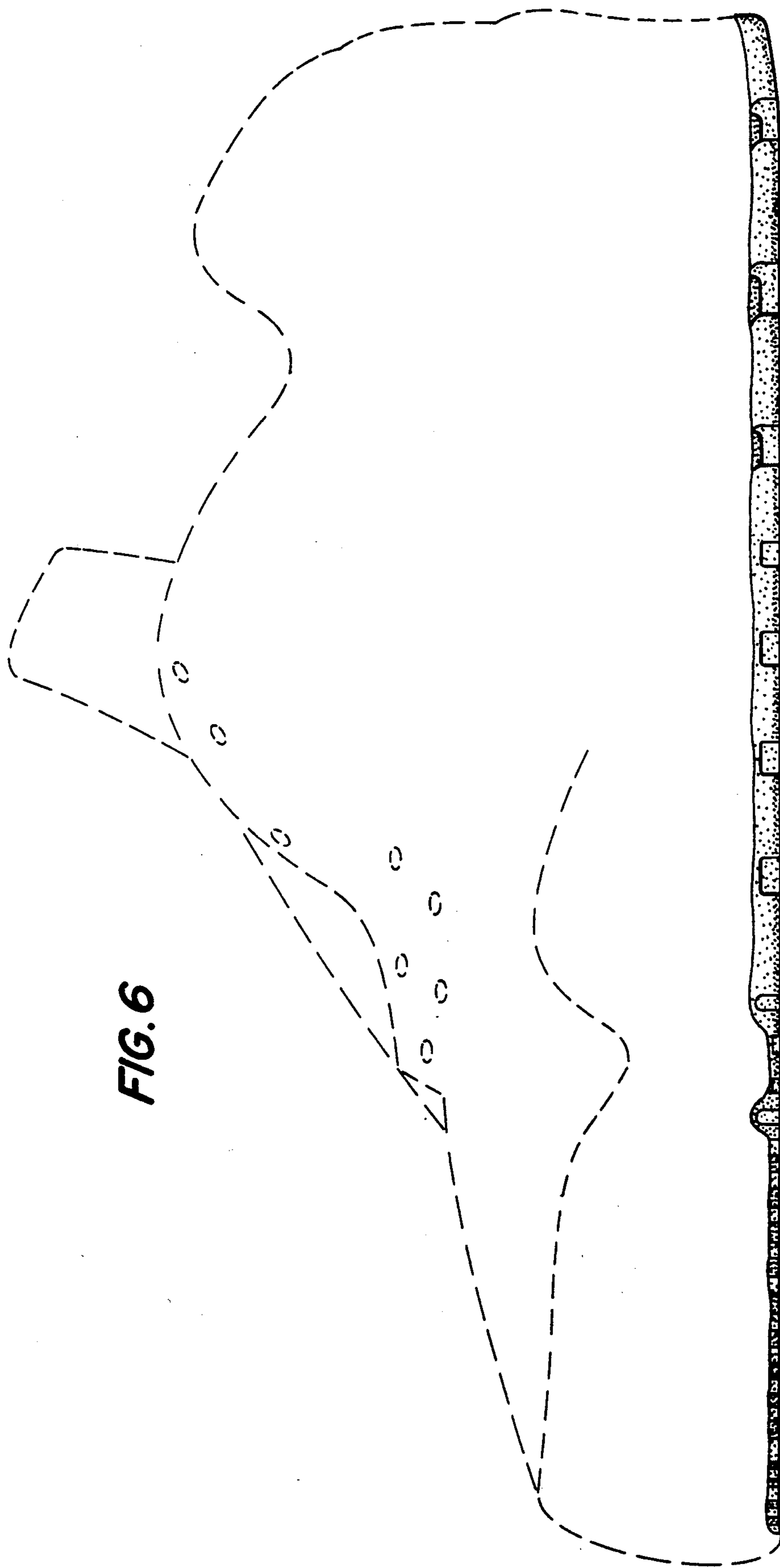


FIG. 6