



US00D326943S

United States Patent [19]

[11] Patent Number: **Des. 326,943**

Taylor

[45] Date of Patent: **** Jun. 9, 1992**

[54] TRASH CONTAINER LID

[76] Inventor: **Craig V. Taylor**, 8924 Enfield Ave., Northridge, Calif. 91352

[**] Term: **14 Years**

[21] Appl. No.: **537,524**

[22] Filed: **Jun. 12, 1990**

[52] U.S. Cl. **D34/11; D34/10**

[58] Field of Search **D34/1, 10, 11; 220/908, 220/909, 910, 315, 324, 331, 343, 335**

[56] References Cited

U.S. PATENT DOCUMENTS

D. 319,326	8/1991	Taylor	D34/11
4,771,940	9/1988	Taylor	220/335
4,949,866	8/1990	Sanders	220/908
4,955,501	9/1990	Hodge	D34/11

Primary Examiner—**Kay H. Chin**

Attorney, Agent, or Firm—**Poms, Smith, Lande & Rose**

[57] CLAIM

The ornamental design for a trash container lid, as shown and described.

DESCRIPTION

FIG. 1 is a right side elevational view of a trash con-

tainer lid showing my new design, the left side elevational view being a mirror image of that shown;

FIG. 2 is a top plan view thereof;

FIG. 3 is a right side elevational view of the outer lid member;

FIG. 4 is a top plan view of FIG. 3;

FIG. 5 is a front elevational view of FIG. 3;

FIG. 6 is a rear elevational view of FIG. 3;

FIG. 7 is a bottom plan view of FIG. 3;

FIG. 8 is an enlarged fragmentary sectional view taken along the line 8—8 of FIG. 4.

FIG. 9 is a right side elevational view of inner lid member;

FIG. 10 is a top plan view of FIG. 9; and,

FIG. 11 is an enlarged fragmentary sectional view taken along the line 11—11 of FIG. 10, the central continuous section is deleted for convenience of illustration.

The front and the rear views of the inner lid member are substantially the same as the rear view of the outer lid member except that the positions of the bosses containing the hinge bar openings are laterally shifted as shown in FIG. 10.

The bottom view of the inner lid member is substantially the same as the bottom view of the outer lid member shown in FIG. 7 with the exception that bosses containing the hinge bar openings will be present on both of the longer edges of the inner lid, in the lateral locations indicated in FIG. 10.




FIG. 1


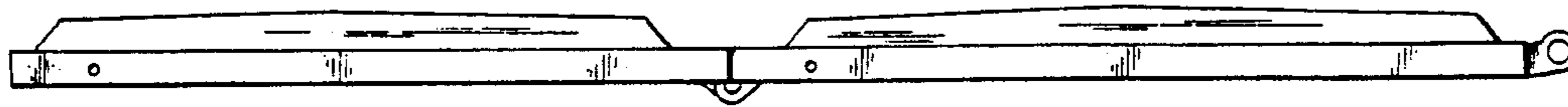


FIG. 2

FIG. 6

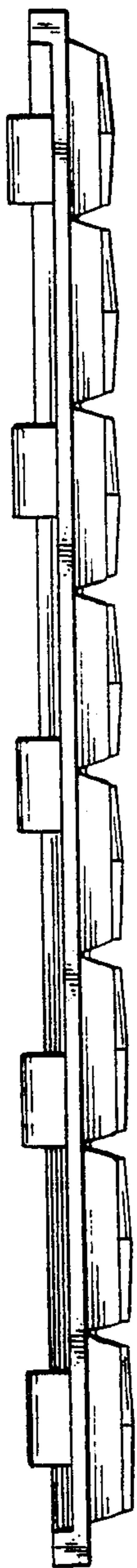


FIG. 4


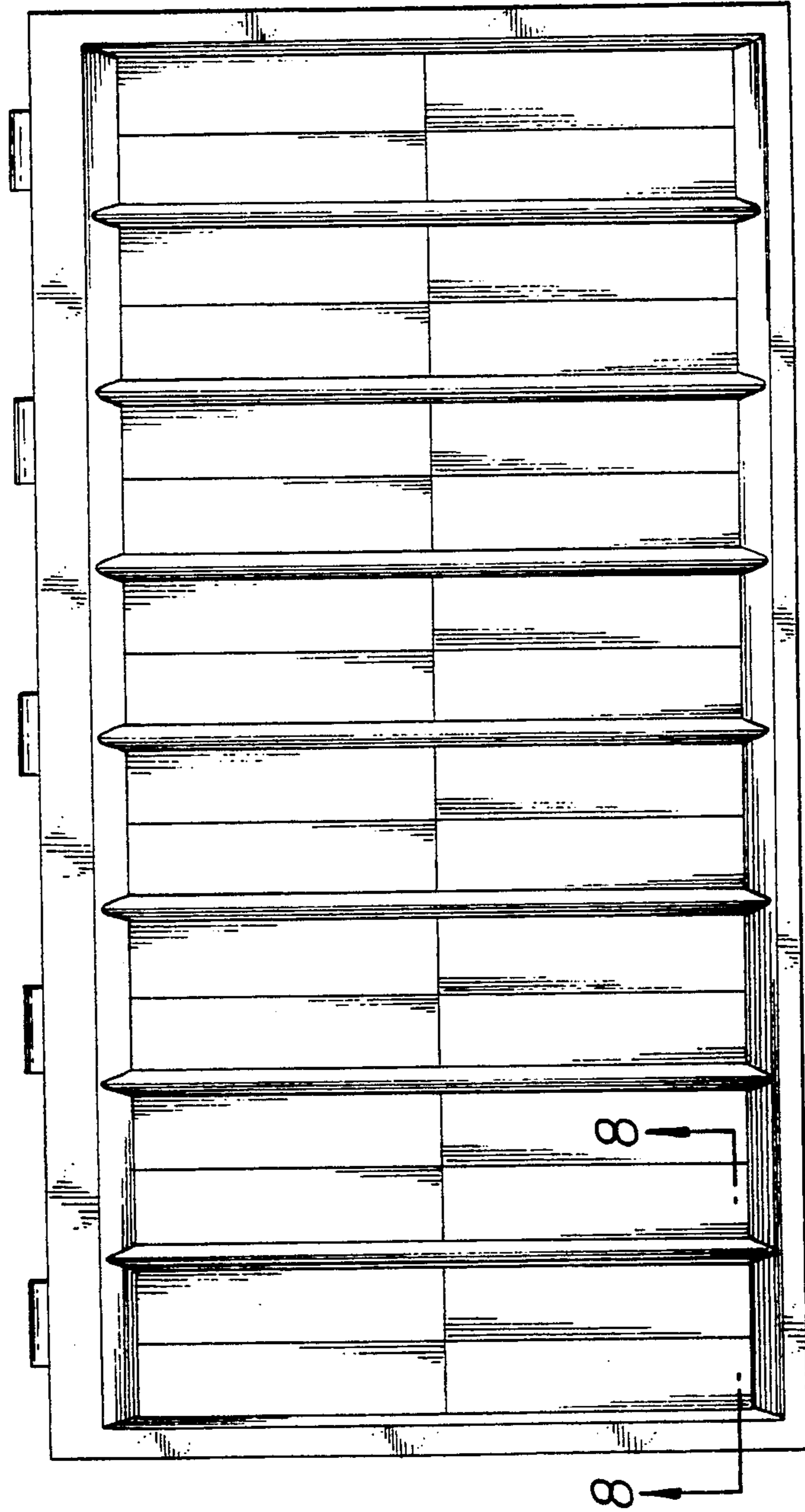
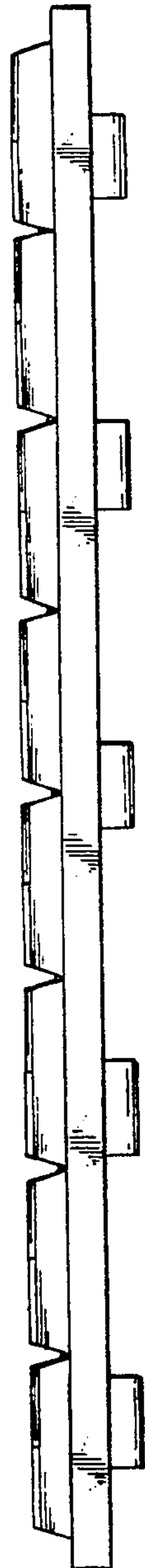


FIG. 3

FIG. 5



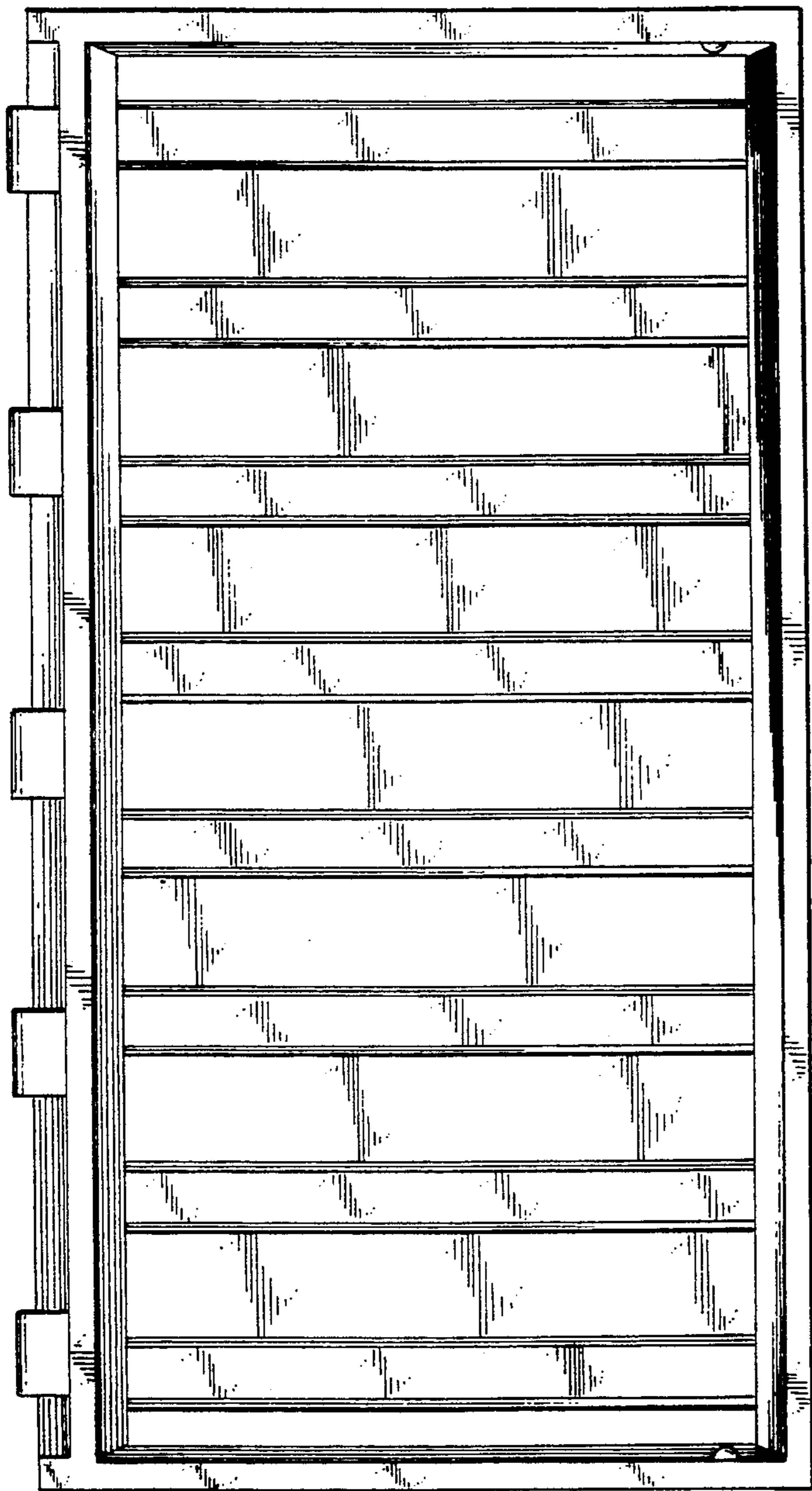


FIG. 7

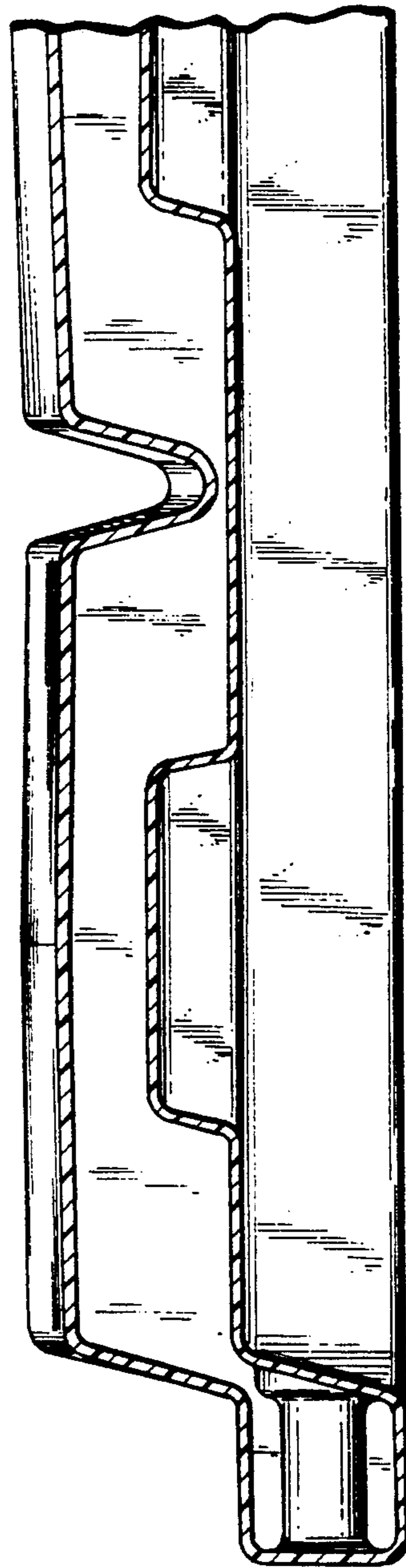


FIG. 8

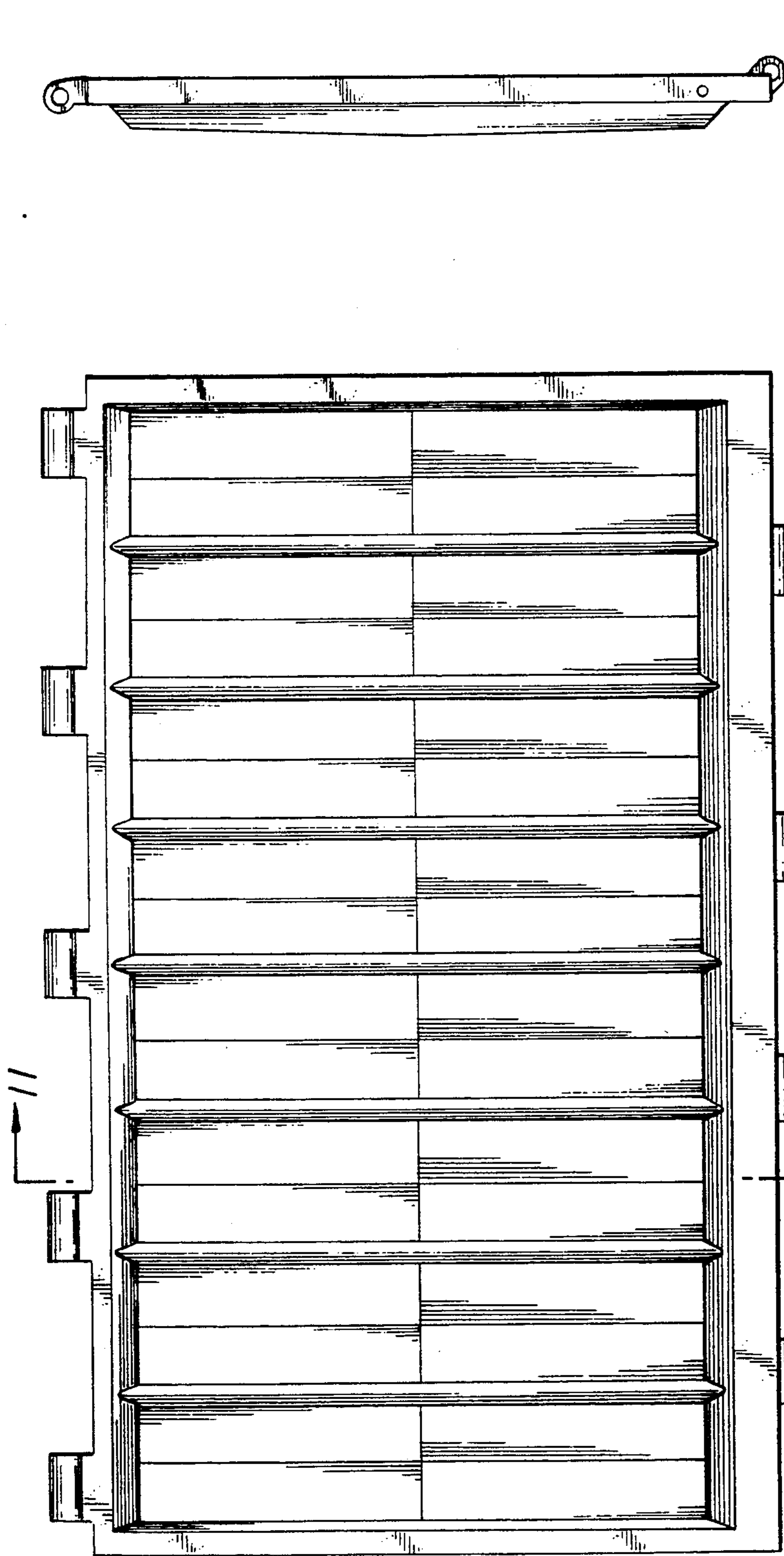


FIG. 9

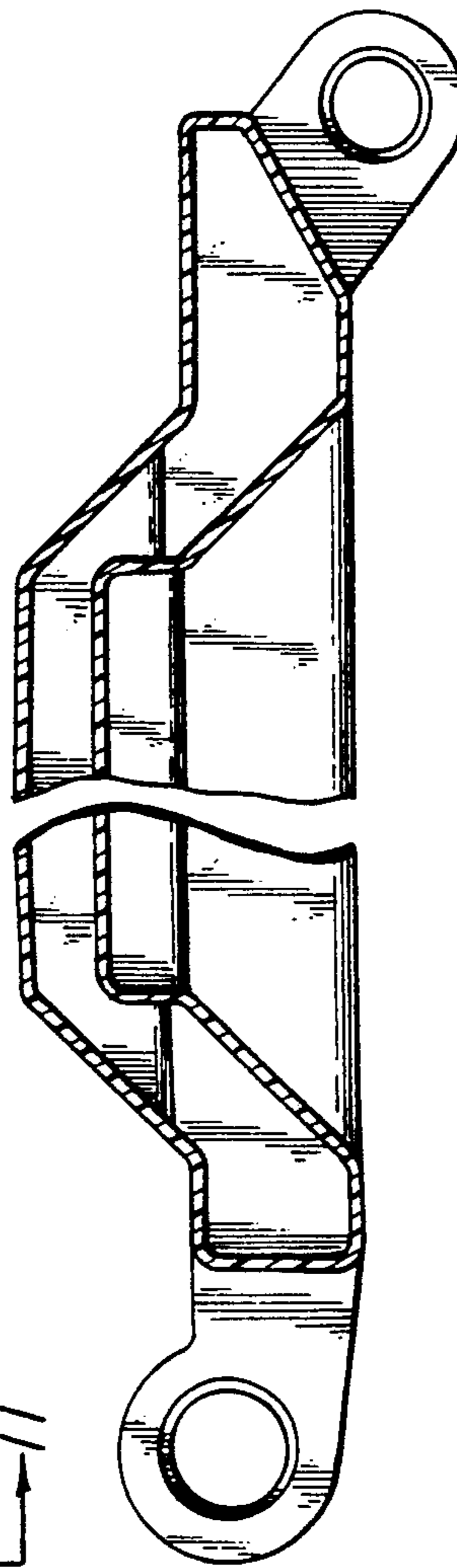


FIG. 10

FIG. 11