



US00D326933S

United States Patent [19]
Feder

[11] **Patent Number: Des. 326,933**
[45] **Date of Patent: ** Jun. 9, 1992**

[54] **FLEXIBLE MASK STRAP**

[76] **Inventor: Irving Feder, 331 Poinciana Island Dr., Miami Beach, Fla. 33160**

[**] **Term: 14 Years**

[21] **Appl. No.: 575,405**

[22] **Filed: Aug. 29, 1990**

[52] **U.S. Cl. D29/16; D29/9; D16/102**

[58] **Field of Search D29/6-9, D29/16; 128/207.11; 2/452, 9; D21/236; D16/102**

[56] **References Cited**

U.S. PATENT DOCUMENTS

D. 189,112	10/1960	Klinger	D29/7
D. 201,267	6/1965	Gentile	D29/9
4,766,610	8/1988	Mattes	D29/16
5,046,200	9/1991	Feder	128/207.11

FOREIGN PATENT DOCUMENTS

2821911 11/1979 Fed. Rep. of
Germany 128/207.11

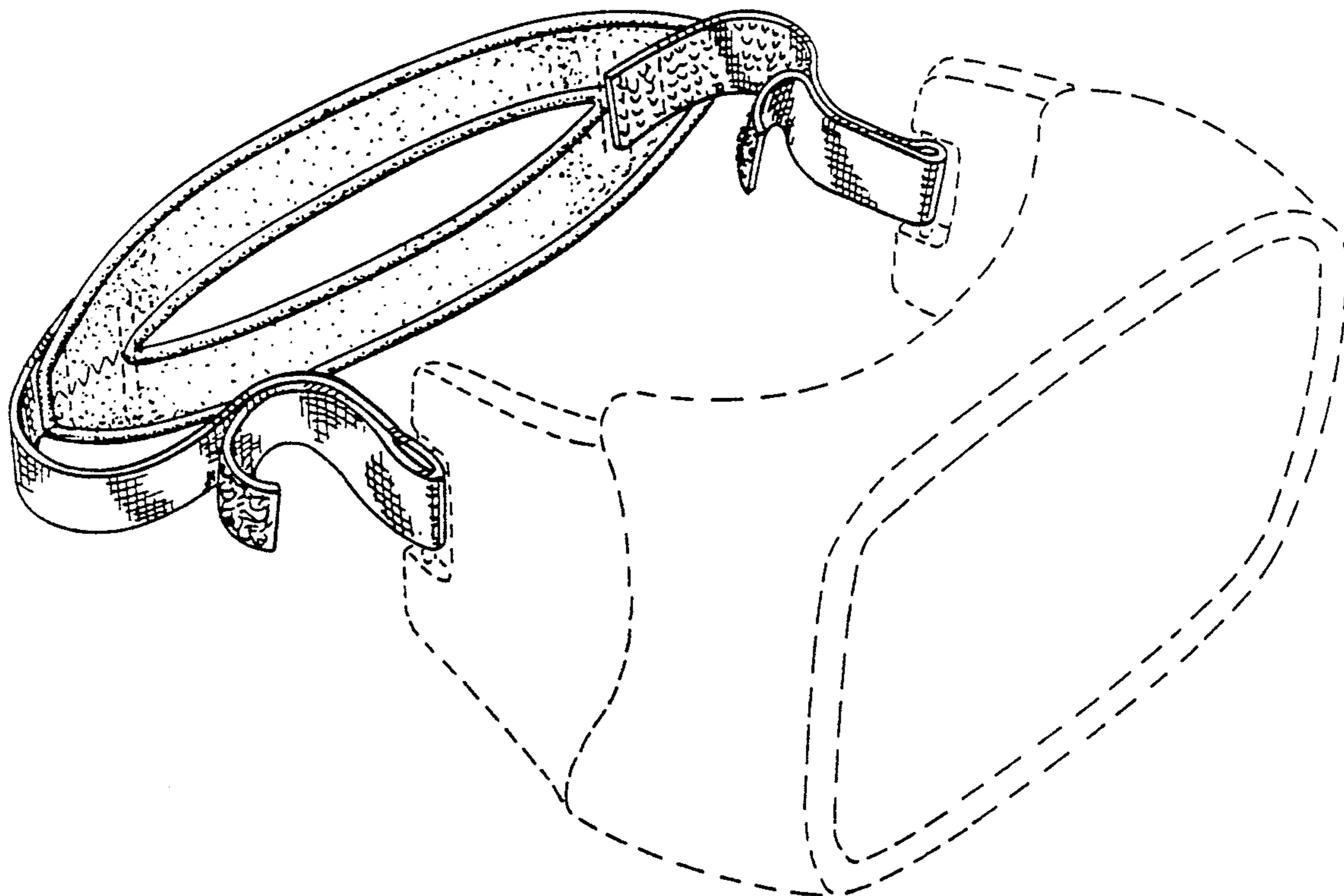
Primary Examiner—Kay H. Chin
Attorney, Agent, or Firm—Herbert L. Lerner; Laurence A. Greenberg

[57] **CLAIM**

The ornamental design for a flexible mask strap, as shown and described.

DESCRIPTION

FIG. 1 is a front elevational view of a flexible mask strap showing my new design, portion of the strap are shown broken away to indicate indeterminate length; FIG. 2 is a rear elevational view thereof; FIG. 3 is a top plan view thereof; FIG. 4 is a bottom plan view thereof; FIG. 5 is a right-side elevational view thereof; FIG. 6 is a left-side elevational thereof; and, FIG. 7 is a top and front perspective view thereof showing the strap attached to a face mask, the broken lines are for illustrative purposes only and form no part of the claimed design.



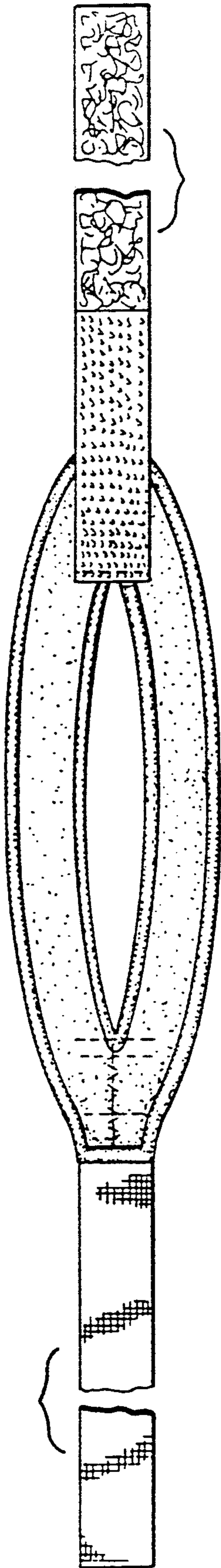


Fig. 1

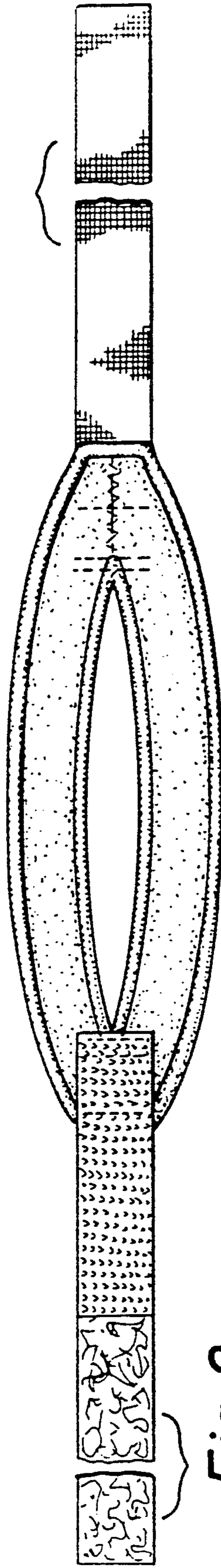


Fig. 2




Fig. 3



Fig. 4

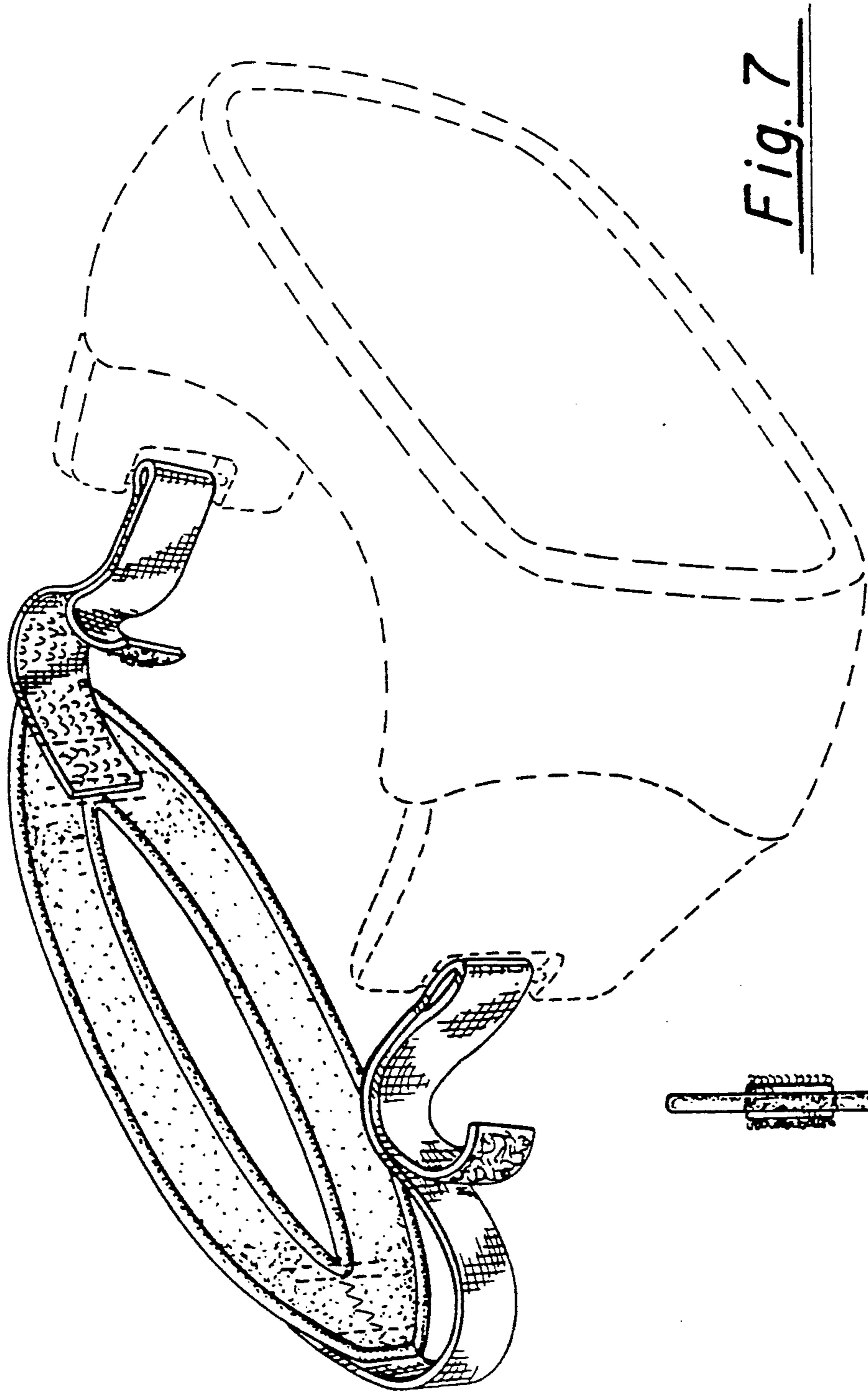


Fig. 7





Fig. 6

Fig. 5