



US00D326931S

United States Patent [19]

[11] Patent Number: **Des. 326,931**

Tomsick

[45] Date of Patent: **** Jun. 9, 1992**

[54] **BATHTUB FOOT SCRUBBER**

4,617,917 10/1986 Miller 15/104.92 X

[76] Inventor: **William J. Tomsick**, 2700 Brookpark Rd., #2, Cleveland, Ohio 44134

FOREIGN PATENT DOCUMENTS

0525499 5/1956 Belgium 15/244.1

[**] Term: **14 Years**

Primary Examiner—Wallace R. Burke
Assistant Examiner—Lavone D. Tabor
Attorney, Agent, or Firm—Richard C. Litman

[21] Appl. No.: **543,065**

[22] Filed: **Jun. 25, 1990**

[57] CLAIM

[52] U.S. Cl. **D28/63; D4/137; D32/40**

The ornamental design for a bathtub foot scrubber, as shown and described.

[58] Field of Search **D4/137, 199; D28/63; D32/40, 42, 50-52; 15/104.92, 208, 209 R, 244.1-244.4; 4/604-606, 622**

DESCRIPTION

[56] References Cited

U.S. PATENT DOCUMENTS

2,910,714 11/1959 Becker D32/52 X
3,192,678 7/1965 Buratti 15/244.1 X
4,003,372 1/1977 Willoby 4/606 X
4,520,525 5/1985 Yogi et al. 15/104.92

FIG. 1 is a top, front, and side perspective view of a bathtub foot scrubber showing my new design;
FIG. 2 is a side elevational view thereof, the opposite side being a mirror image;
FIG. 3 is a front elevational view thereof, the rear being a mirror image;
FIG. 4 is a bottom plan view thereof; and,
FIG. 5 is a top plan view thereof.

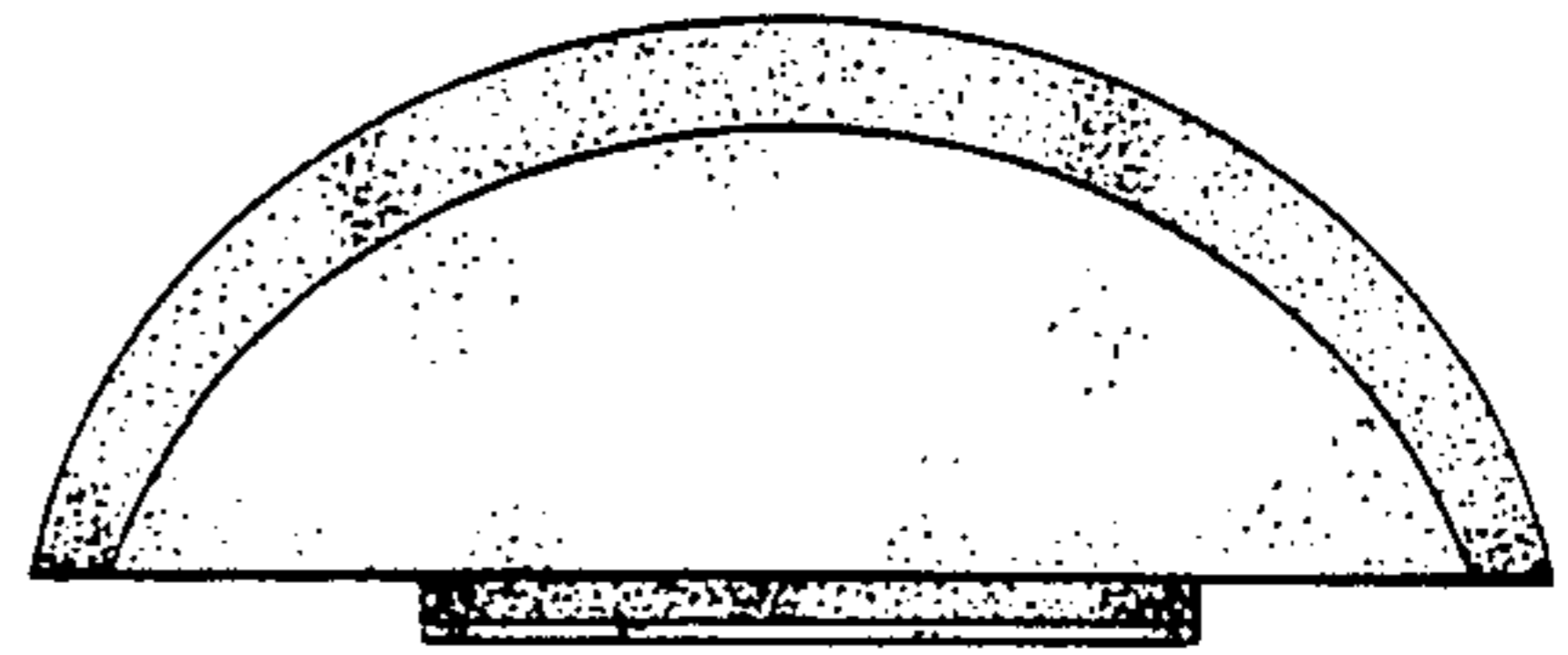



FIG. 1

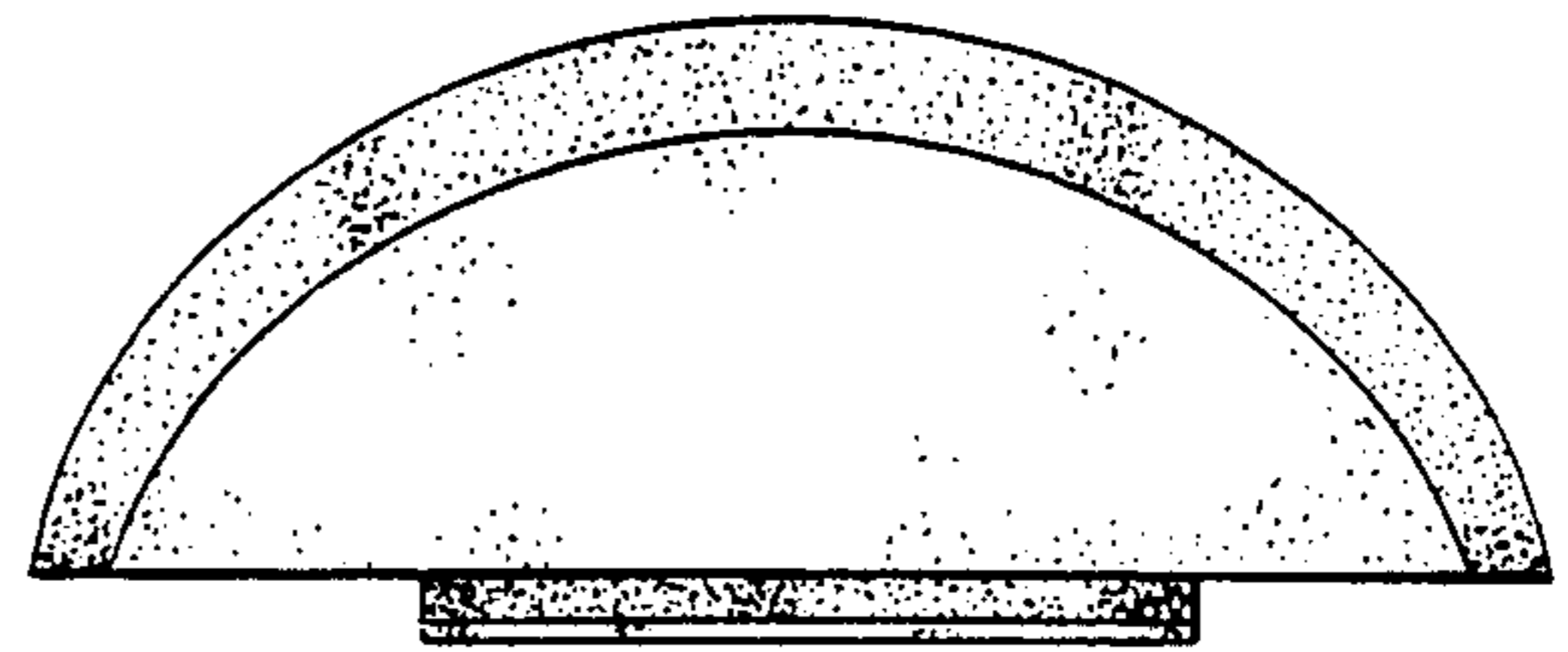
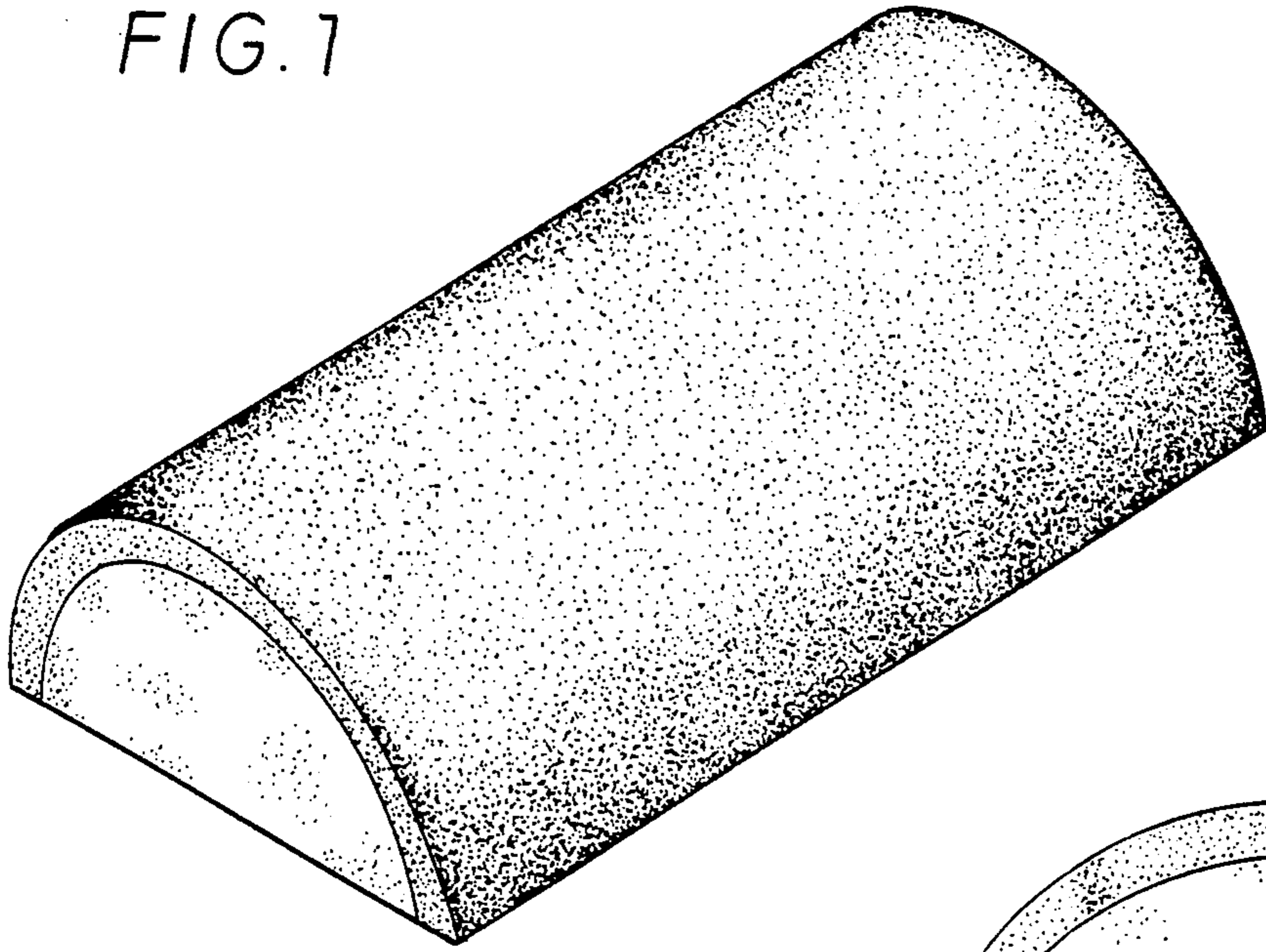


FIG. 2



FIG. 3

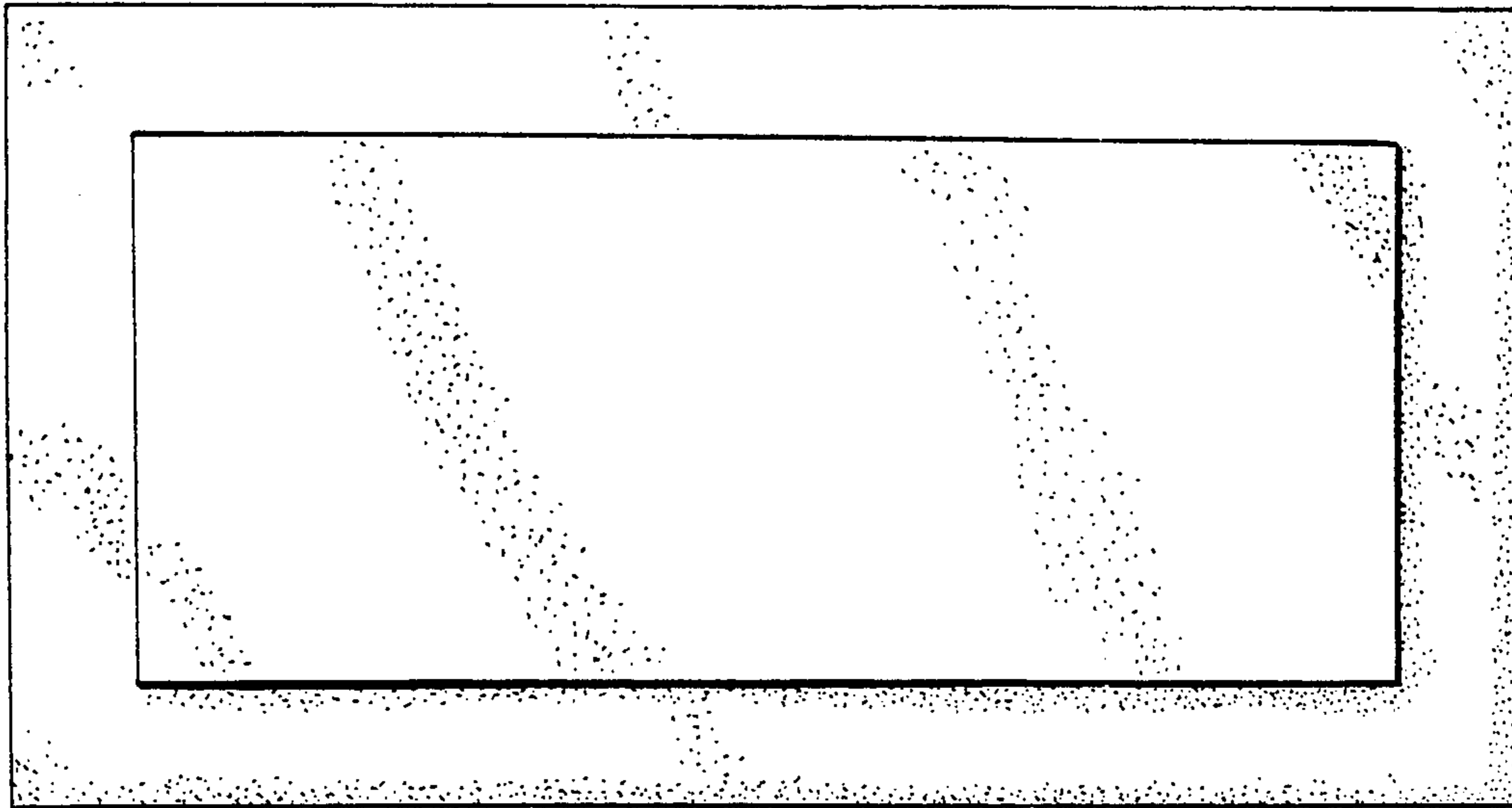


FIG. 4




FIG. 5