



US00D326929S

United States Patent [19]

[11] Patent Number: **Des. 326,929**

Carranza et al.

[45] Date of Patent: **** Jun. 9, 1992**

[54] **COMB**

[75] Inventors: **Victor Carranza**, Mexico City, Mexico, by Anne Smith, representative; **Stephen M. Smith**, deceased, late of Preston-Hollow, N.Y., By Anne Smith, Legal Representative

[73] Assignee: **Godinger Silver Art. Co., Ltd.**, New York, N.Y.

[**] Term: **14 Years**

[21] Appl. No.: **624,280**

[22] Filed: **Dec. 6, 1990**

D. 68,945	12/1925	Bechtold	D28/22
D. 105,096	6/1937	Girouard	D28/22
D. 116,739	9/1939	Gagnon	D28/22
D. 140,277	2/1945	Marder	.	
D. 146,823	5/1947	Daniels	.	
D. 150,326	7/1948	Ulvad	D28/21
D. 155,464	10/1949	Ulvad	.	
D. 160,273	9/1950	Richards	.	
D. 188,019	5/1960	Dorr	D28/22

Primary Examiner—Melvin B. Feifer
Assistant Examiner—Sandra Morris
Attorney, Agent, or Firm—Schechter, Brucker & Pavane

[57] CLAIM

The ornamental design for a comb, as shown and described.

Related U.S. Application Data

- [62] Division of Ser. No. 165,885, Mar. 8, 1988.
- [52] U.S. Cl. **D28/22**
- [58] Field of Search D28/21, 22, 23-30; 132/219

DESCRIPTION

FIG. 1 is a top plan view of a comb showing my new design;
FIG. 2 is a rear elevational view thereof;
FIG. 3 is a right side elevational view thereof;
FIG. 4 is a left side elevational view thereof;
FIG. 5 is a front elevational view thereof, the broken lines showing the comb teeth are for illustrative purposes only, and form no part of the claimed design; and,
FIG. 6 is a bottom plan view thereof.

[56] References Cited

U.S. PATENT DOCUMENTS

- D. 19,704 3/1890 Berry D28/30
- D. 26,270 11/1896 Dickinson .




FIG. 1



FIG. 3



FIG. 2



FIG. 4

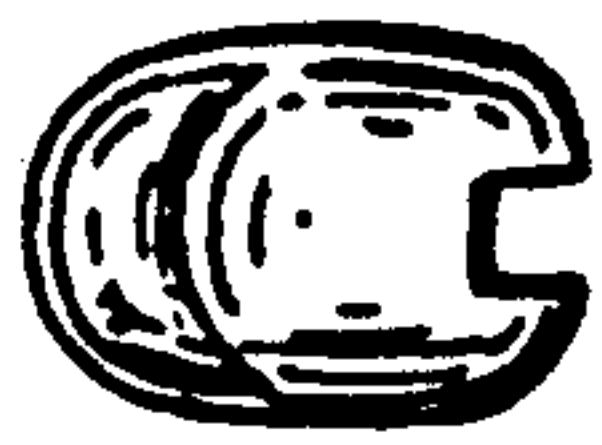


FIG. 5




FIG. 6

