



US00D326913S

United States Patent [19]

[11] Patent Number: **Des. 326,913**

Staples

[45] Date of Patent: **** Jun. 9, 1992**

[54] **THERAPEUTIC BACK BRIDGE**

[75] Inventor: **Thomas L. Staples, St. Louis, Mo.**

[73] Assignee: **Long River, Inc., St. Louis, Mo.**

[**] Term: **14 Years**

[21] Appl. No.: **451,555**

[22] Filed: **Dec. 18, 1989**

[52] U.S. Cl. **D24/188; D24/200; D24/213**

[58] Field of Search **D24/200, 211, 212, 213, D24/188; 128/71, 75, 69, 62 R**

[56] **References Cited**

U.S. PATENT DOCUMENTS

D. 275,607	9/1984	Blackman	D24/188
D. 321,402	11/1991	Hoshino	D24/213 X
2,152,734	4/1939	Ford	128/71 X
4,230,099	10/1980	Richardson	128/69
4,927,139	5/1990	Taltre	128/71 X

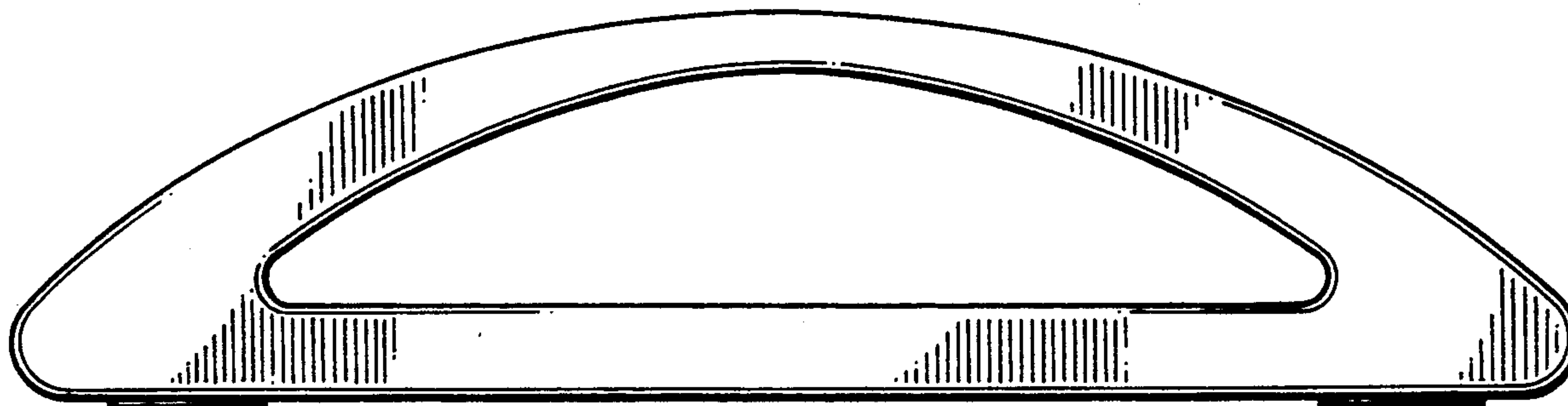
Primary Examiner—Stella Reid
Attorney, Agent, or Firm—Kalish & Gilster

[57] **CLAIM**

The ornamental design for a therapeutic back bridge, as shown and described.

DESCRIPTION

FIG. 1 is a side elevational view of a therapeutic back bridge, showing my new design, the opposite side elevational view being identical;
 FIG. 2 is a top plan view thereof;
 FIG. 3 is an end elevational view thereof, the opposite end elevational view being identical;
 FIG. 4 is a bottom plan view thereof;
 FIG. 5 is a side elevational view of a second embodiment of the therapeutic back bridge;
 FIG. 6 is a top plan view thereof;
 FIG. 7 is an end elevational view thereof, the opposite end elevational view being identical;
 FIG. 8 is a bottom plan view thereof;
 FIG. 9 is a side elevational view of a third embodiment of the therapeutic back bridge;
 FIG. 10 is a top plan view thereof;
 FIG. 11 is an end elevational view thereof, the opposite end elevational view being identical; and,
 FIG. 12 is a bottom plan view thereof.



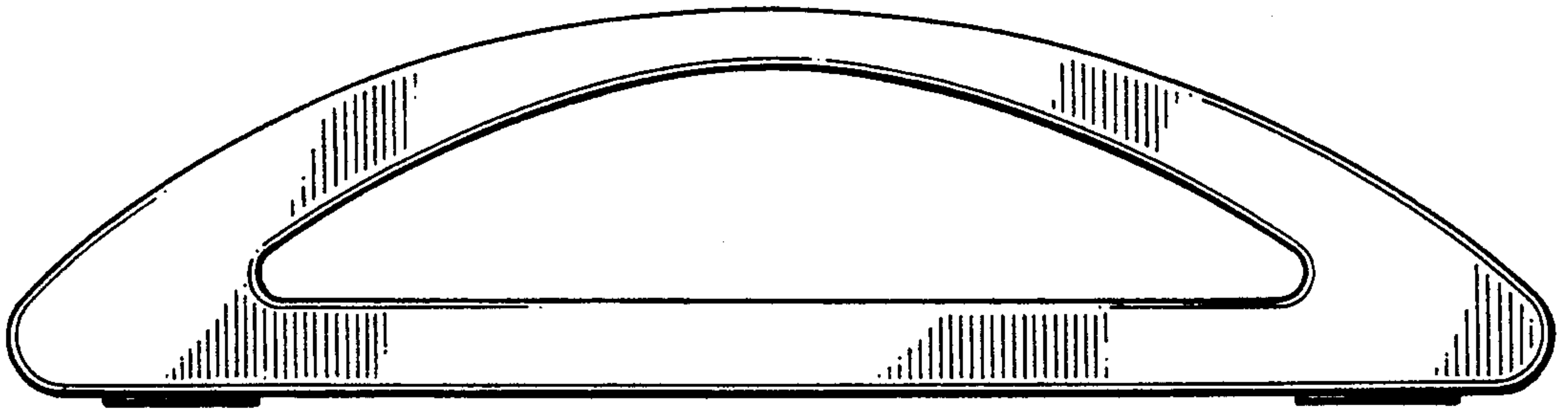


FIG. 1

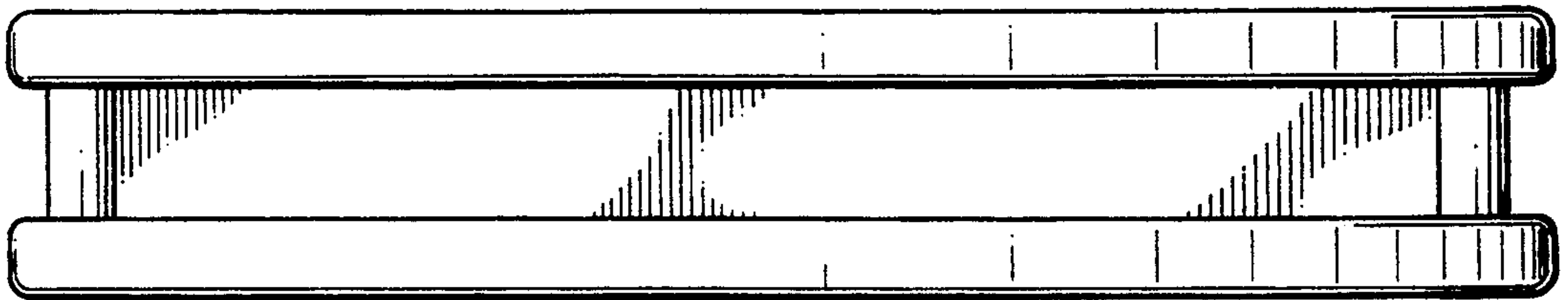


FIG. 2

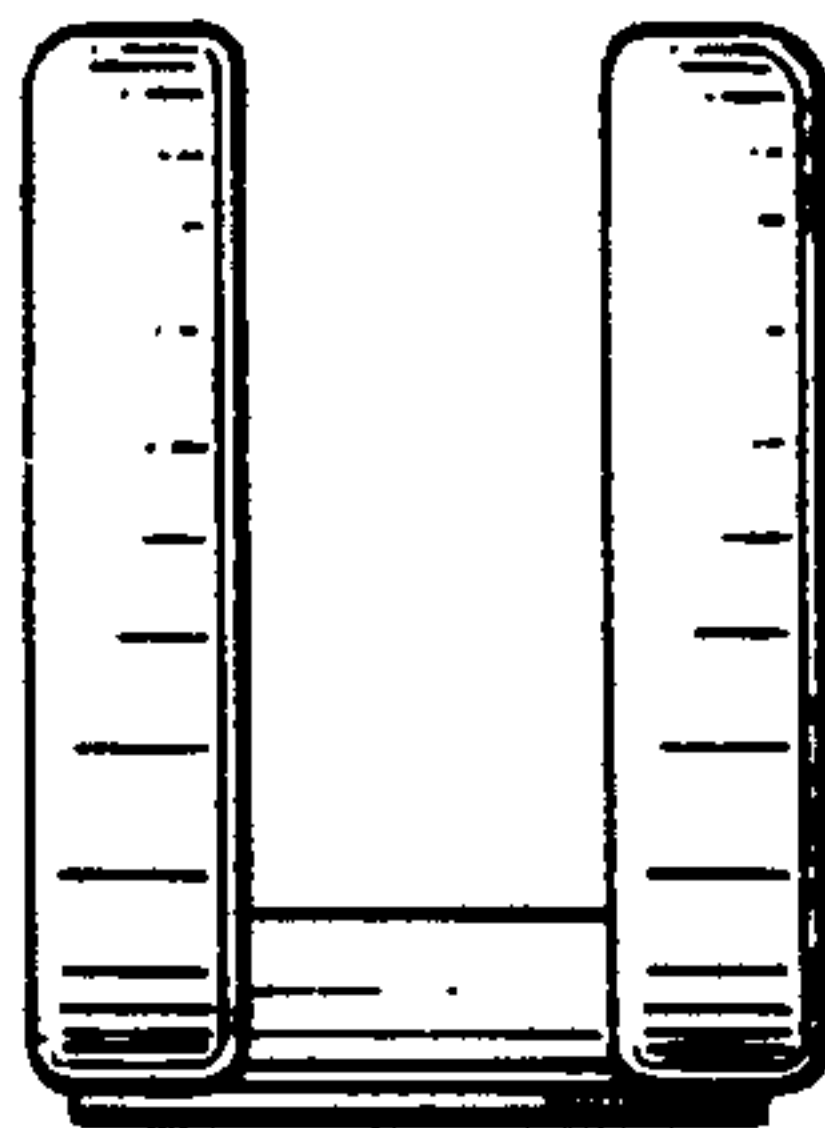


FIG. 3




FIG. 4




FIG. 5




FIG. 6




FIG. 7




FIG. 8

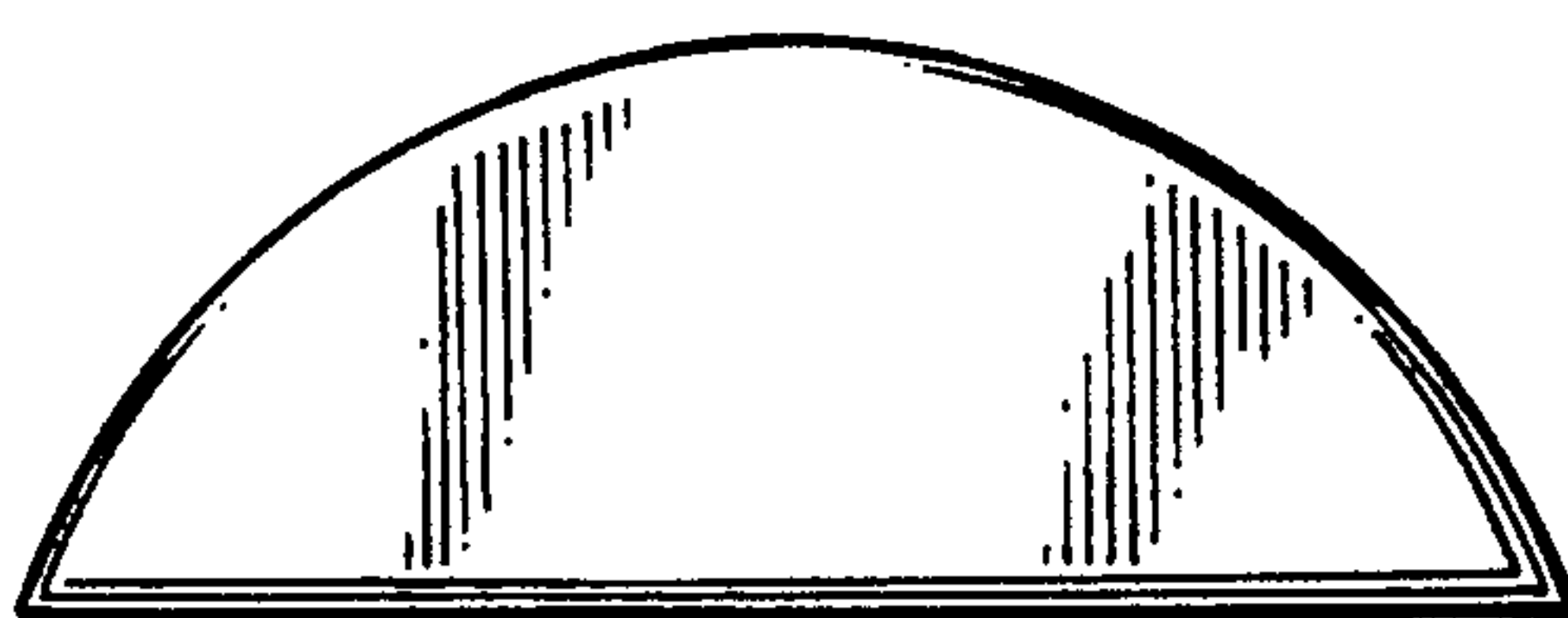


FIG. 9




FIG. 10

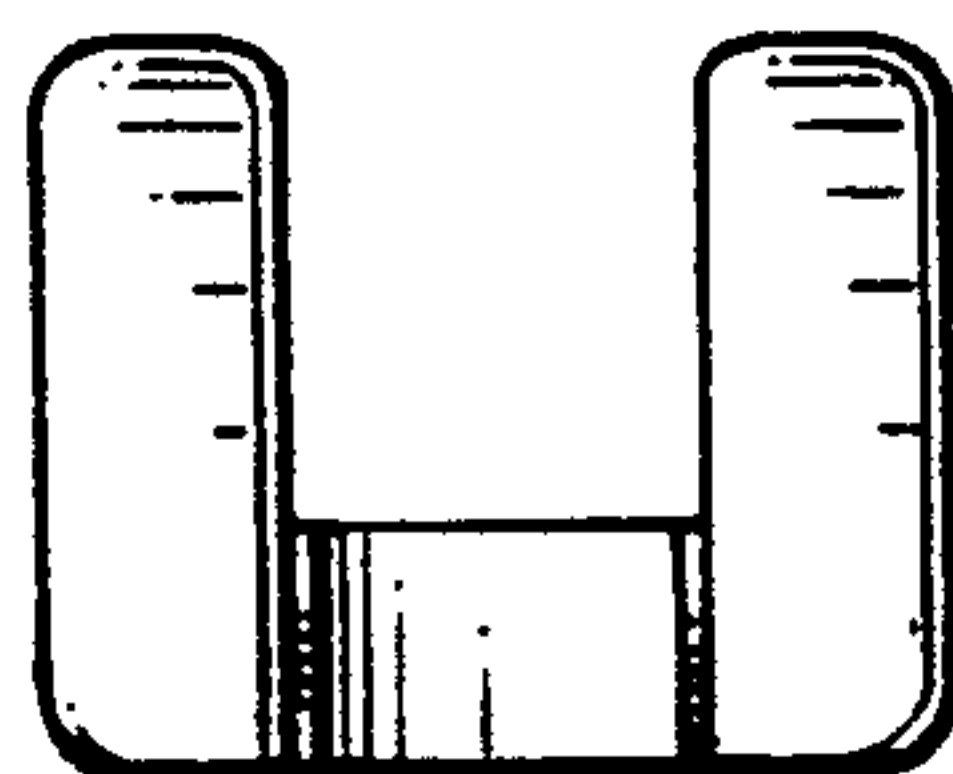


FIG. 11




FIG. 12