



US00D326904S

# United States Patent [19]

Waldren

[11] Patent Number: **Des. 326,904**

[45] Date of Patent: **\*\* Jun. 9, 1992**

[54] **TOILET**

[75] Inventor: **Jonathan G. Waldren**, London, England

[73] Assignee: **B.C. Sanitan Limited**, Berkshire, England

[\*\*] Term: **14 Years**

[21] Appl. No.: **467,220**

[22] Filed: **Jan. 19, 1990**

[30] **Foreign Application Priority Data**

Jul. 21, 1989 [GB] United Kingdom ..... 1060987

[52] U.S. Cl. .... **D23/301**

[58] Field of Search ..... D23/295-302, D23/309-313; 4/300, 329-332, 353, 354, 363-365, 420, 420.1-420.5, 443-448

[56] **References Cited**

**U.S. PATENT DOCUMENTS**

D. 47,656 7/1915 Stern ..... D23/313

D. 75,193	5/1928	Smith	.....	D23/313
D. 75,703	7/1928	Tilden	.....	D23/313
D. 80,721	3/1930	Crane, II	.....	D23/301
D. 83,770	3/1931	Tilden	.....	D23/301
D. 95,210	4/1935	Morgan	.....	D23/301
D. 101,534	10/1936	Karstadt	.....	D23/301
D. 101,536	10/1936	Karstadt	.....	D23/301
D. 256,611	8/1980	Primault	.....	D23/301
D. 262,647	1/1982	Kaiser	.....	D23/301
D. 276,176	10/1984	Kaiser	.....	D23/201

*Primary Examiner*—James R. Largen  
*Attorney, Agent, or Firm*—Welsh & Katz, Ltd.

[57] **CLAIM**

The ornamental design for a toilet, as shown and described.

**DESCRIPTION**

FIG. 1 is a front elevational view of a toilet showing my new design;  
FIG. 2 is a left side elevational view thereof, the right side being a mirror image of the left side; and,  
FIG. 3 is a top plan view thereof.

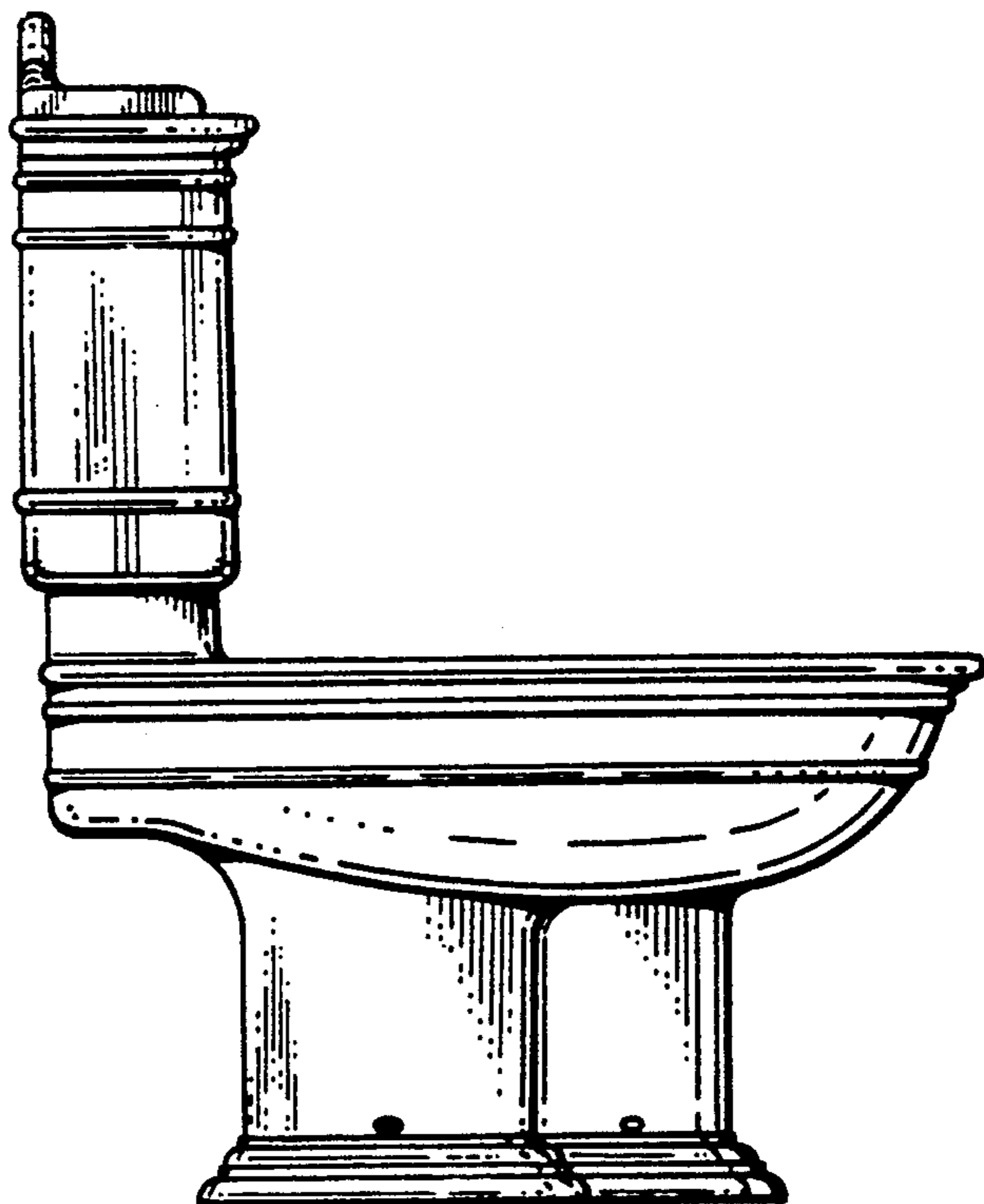
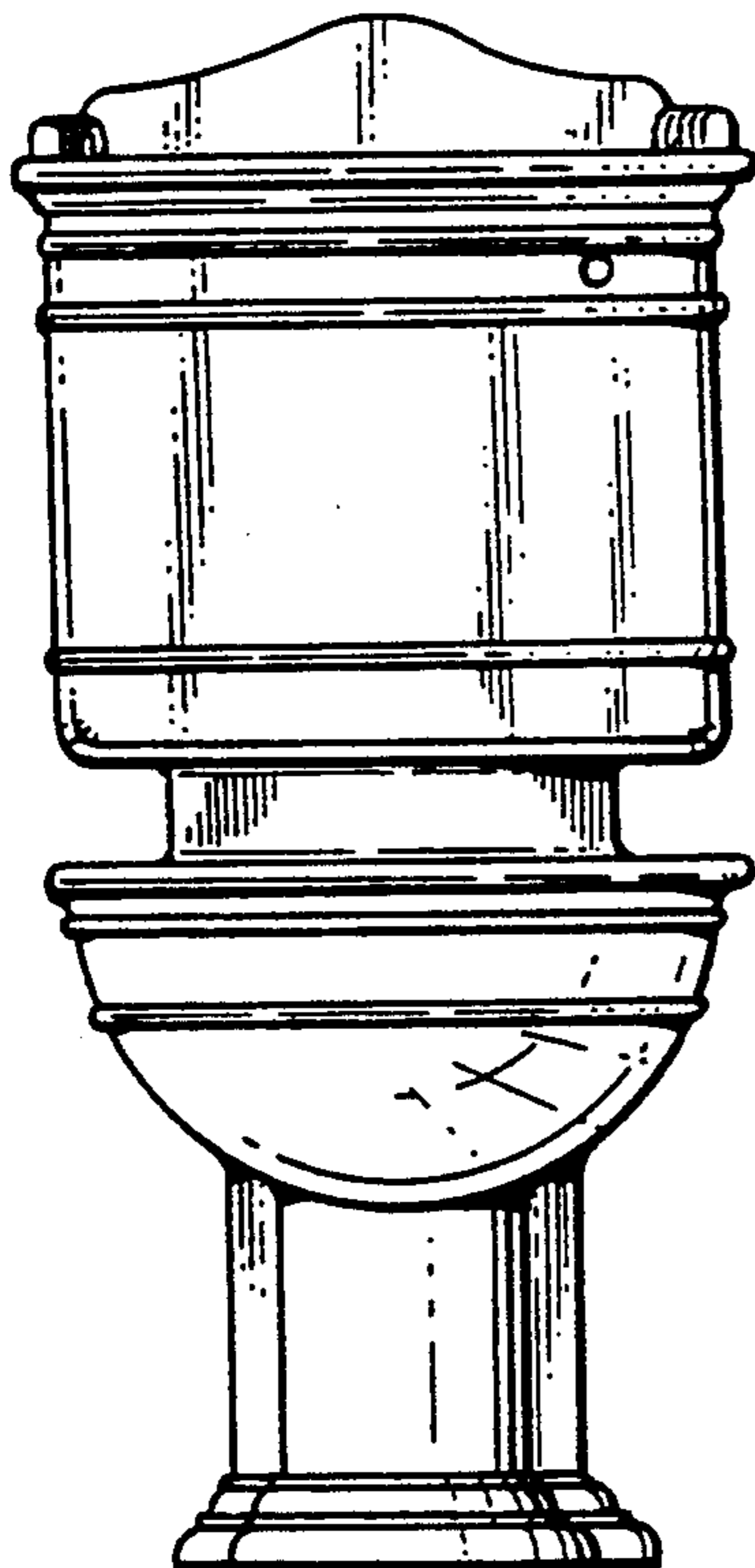


FIG. 1

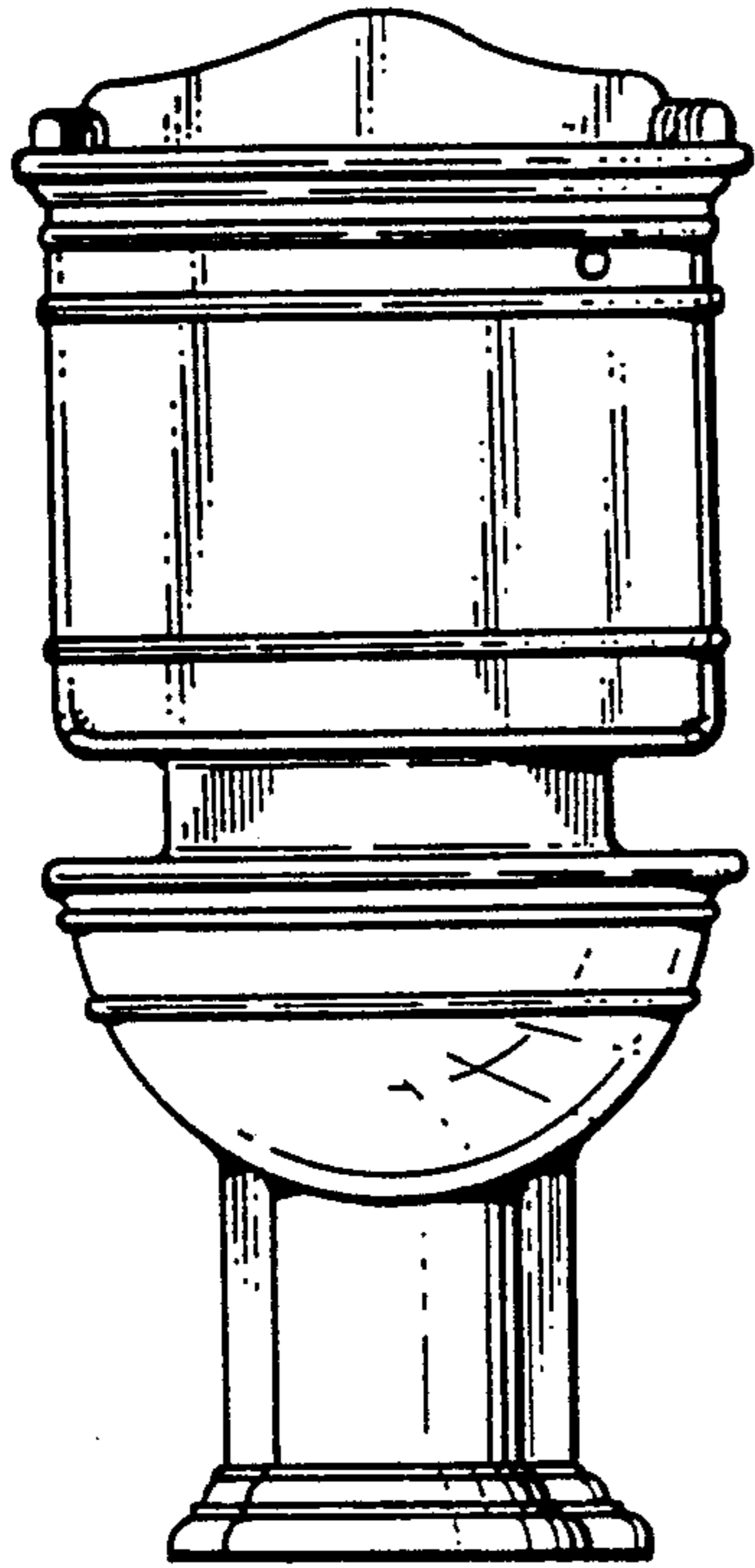


FIG. 2

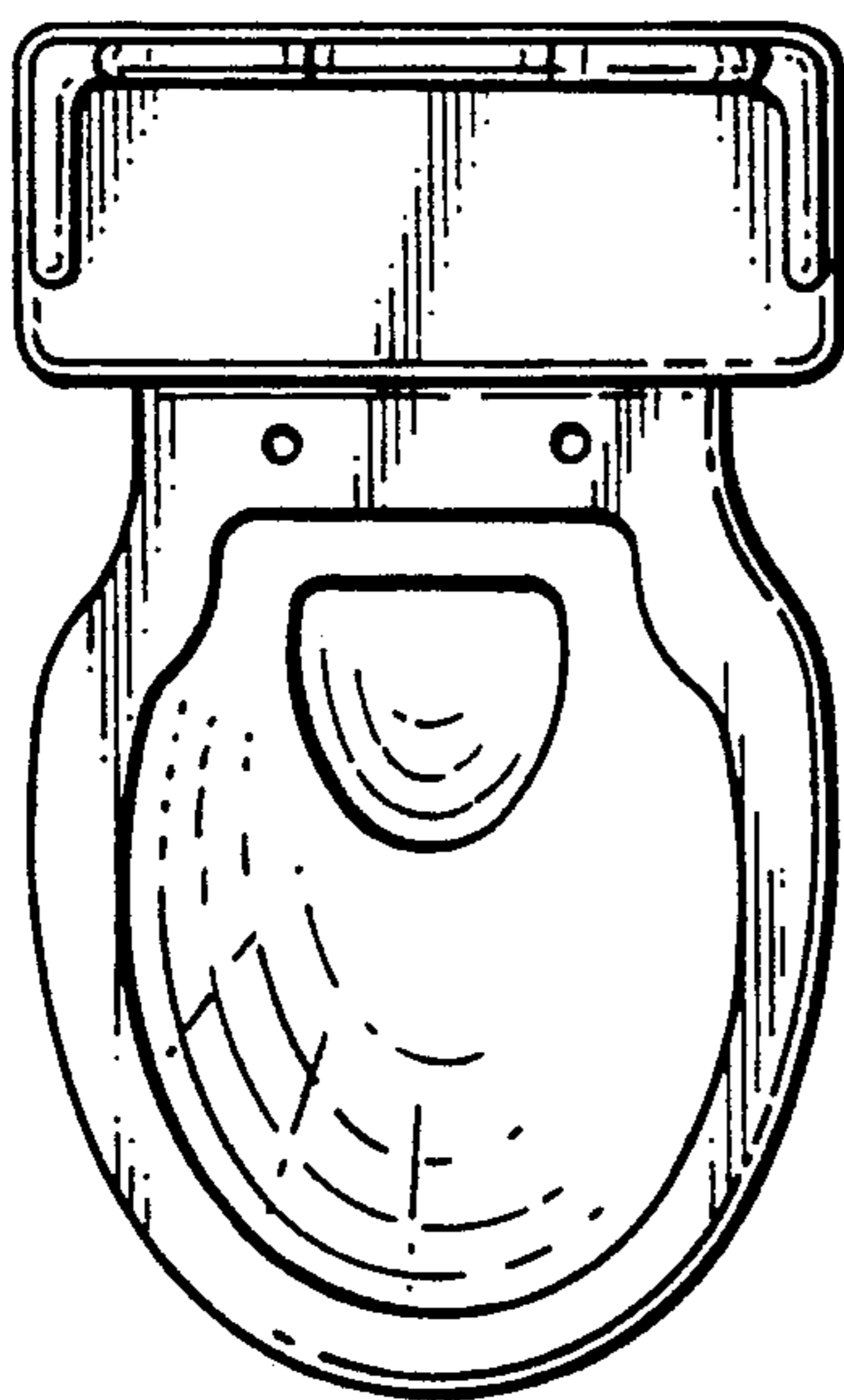



FIG. 3