



US00D326903S

# United States Patent [19]

Reid

[11] Patent Number: Des. 326,903  
[45] Date of Patent: \*\* Jun. 9, 1992

## [54] COMBINED LAVATORY AND TABLE TOP

- [75] Inventor: Mary J. Reid, Sheboygan, Wis.  
[73] Assignee: Kohler Co., Kohler, Wis.  
[\*] Notice: The portion of the term of this patent subsequent to Feb. 17, 2005 has been disclaimed.  
[\*\*] Term: 14 Years  
[21] Appl. No.: 655,567  
[22] Filed: Feb. 13, 1991

### Related U.S. Application Data

- [63] Continuation of Ser. No. 45,255, May 1, 1987, Pat. No. Des. 317,498, which is a continuation-in-part of Ser. No. 3,215, Jan. 14, 1987, abandoned.  
[52] U.S. Cl. .... D23/284  
[58] Field of Search .... D23/284-294,  
D23/308; 4/619, 625, 630-659

### [56] References Cited

#### U.S. PATENT DOCUMENTS

D. 16,949	10/1886	Bunting, Jr. ....	D23/294
D. 17,950	12/1887	Torrance ....	D23/290
D. 30,135	2/1899	Peet ....	D23/294
D. 37,957	4/1906	Zipp ....	D23/284
D. 74,845	2/1928	Smith ....	D23/294
D. 76,700	10/1928	Nash ....	D23/294
D. 76,745	10/1928	Frankenberger ....	D23/294
D. 84,499	6/1931	Steek ....	D23/294
D. 89,200	2/1933	Kohler, Jr. et al. ....	D23/291
D. 197,879	4/1964	Korol ....	D23/294
D. 238,070	12/1975	Granger ....	D23/294

## OTHER PUBLICATIONS

Page 126 from Kohler Co. 1925 catalog.  
Pages 232, 232A and 235 from Kohler Co. 1929 catalog.  
Page 36 from Kohler Co. 1939 catalog.  
Pages 45, 46, 47, and 53 from a 1973 "K73 Plumbing Products Catalog" by Kohler Co.  
Pages 8-2a, 8-18a, and 10-10 from a 1986 Kohler Co. "K-400" catalog, admitted prior art.


Primary Examiner—James R. Largen  
Attorney, Agent, or Firm—Quarles & Brady

## [57] CLAIM

The ornamental design for a combined lavatory and table top, as shown and described.

## DESCRIPTION

FIG. 1 is a perspective view taken from the top, front and the left side of a combined lavatory and table top showing my new design;  
FIG. 2 is a top plan view thereof;  
FIG. 3 is a front elevational view thereof;  
FIG. 4 is a bottom plan view thereof;  
FIG. 5 is a left side elevational view thereof;  
FIG. 6 is a right side elevational view thereof;  
FIG. 7 is a perspective view taken from the top, front and the left side of a second embodiment thereof;  
FIG. 8 is a perspective view taken from the top, front and the left side of the third embodiment thereof;  
FIG. 9 is a front elevational view of FIG. 8;  
FIG. 10 is a left side elevational view of FIG. 8; and,  
FIG. 11 is a right side elevational view of FIG. 8.  
The broken line showing of support legs and a towel bar in FIG. 1 and of fitting openings in FIGS. 1 and 8-11 are for purposes of illustration only and form no part of the claimed design.






FIG 1

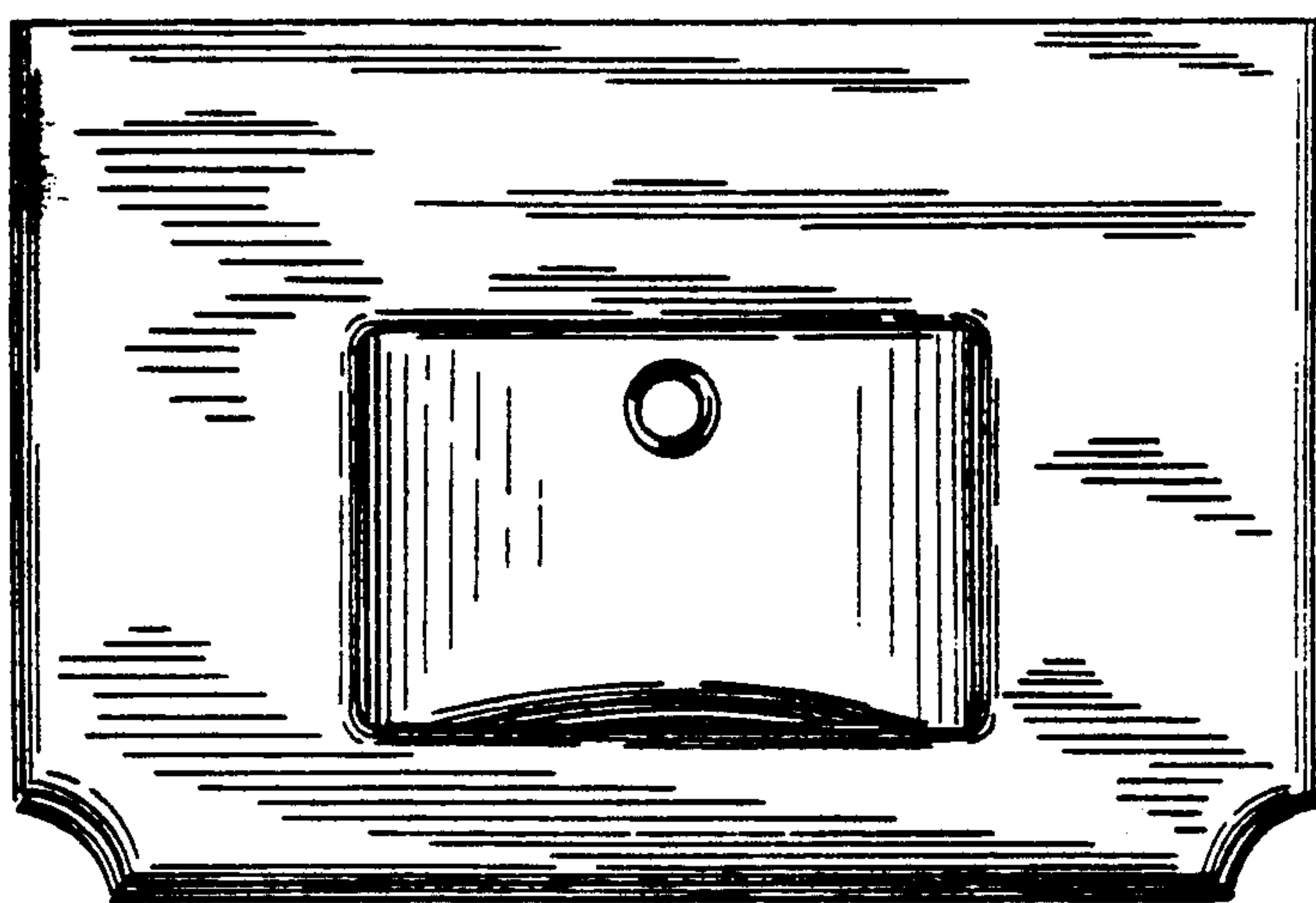


FIG. 2




FIG. 3

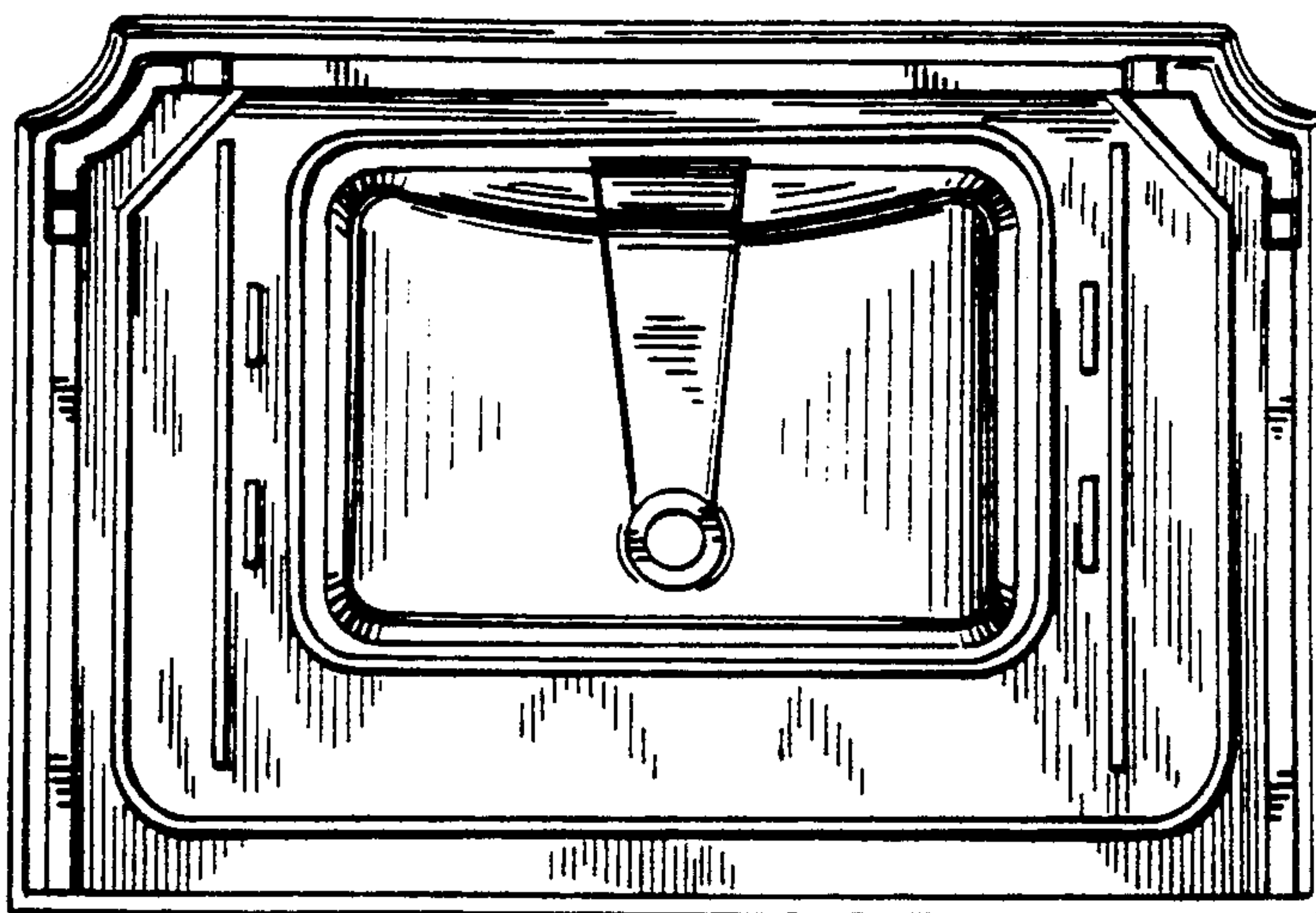


FIG. 4




FIG. 5




FIG. 6




FIG. 7






FIG. 8




FIG. 9



FIG. 10




FIG. 11

UNITED STATES PATENT AND TRADEMARK OFFICE  
**CERTIFICATE OF CORRECTION**

PATENT NO. : Des. 326, 903

DATED : June 9, 1992

INVENTOR(S) : Mary J. Reid

It is certified that error appears in the above-identified patent and that said Letters Patent is hereby corrected as shown below:

On the title page: In the disclaimer notice, [Feb.17, 2005] should be -- Dec. 17, 2005 --.

Item [56] Reference Cited: In the Related U.S. Application Data, the first [Continuation] should be -- Division --.

Signed and Sealed this

Twenty-fourth Day of August, 1993



Attest:

BRUCE LEHMAN

Attesting Officer

Commissioner of Patents and Trademarks