



US00D326901S

# United States Patent [19]

[11] Patent Number: **Des. 326,901**

Yost

[45] Date of Patent: **\*\* Jun. 9, 1992**

## [54] SPOUT FOR PLUMBING FIXTURE

[75] Inventor: **Holly K. Yost**, Santa Monica, Calif.

[73] Assignee: **Emhart Inc.**, Newart, Del.

[\*] Notice: The portion of the term of this patent subsequent to Feb. 25, 2006 has been disclaimed.

[\*\*] Term: **14 Years**

[21] Appl. No.: **144,393**

[22] Filed: **Jan. 14, 1988**

[52] U.S. Cl. .... **D23/255**

[58] Field of Search ..... **D23/238-243, D23/255-257, 191, 192; 137/801**

### [56] References Cited

#### U.S. PATENT DOCUMENTS

- D. 278,270 4/1985 Niemann .
- D. 278,271 4/1985 Niemann .

- D. 279,598 7/1985 Rademacher .
- D. 284,992 8/1986 Joerger .
- D. 291,236 8/1987 Delepine .

### OTHER PUBLICATIONS

Domestic Engineering, Mar. 1985, p. 60, top right item.

*Primary Examiner*—James R. Largen  
*Attorney, Agent, or Firm*—J. Bruce Hoofnagle

### [57] CLAIM

The ornamental design for a spout for plumbing fixture, as shown and described.

### DESCRIPTION

FIG. 1 is a top plan view of a spout for plumbing fixture embodying my new design;



FIG. 2 is a right side elevational view thereof;

FIG. 3 is a front elevational view thereof;

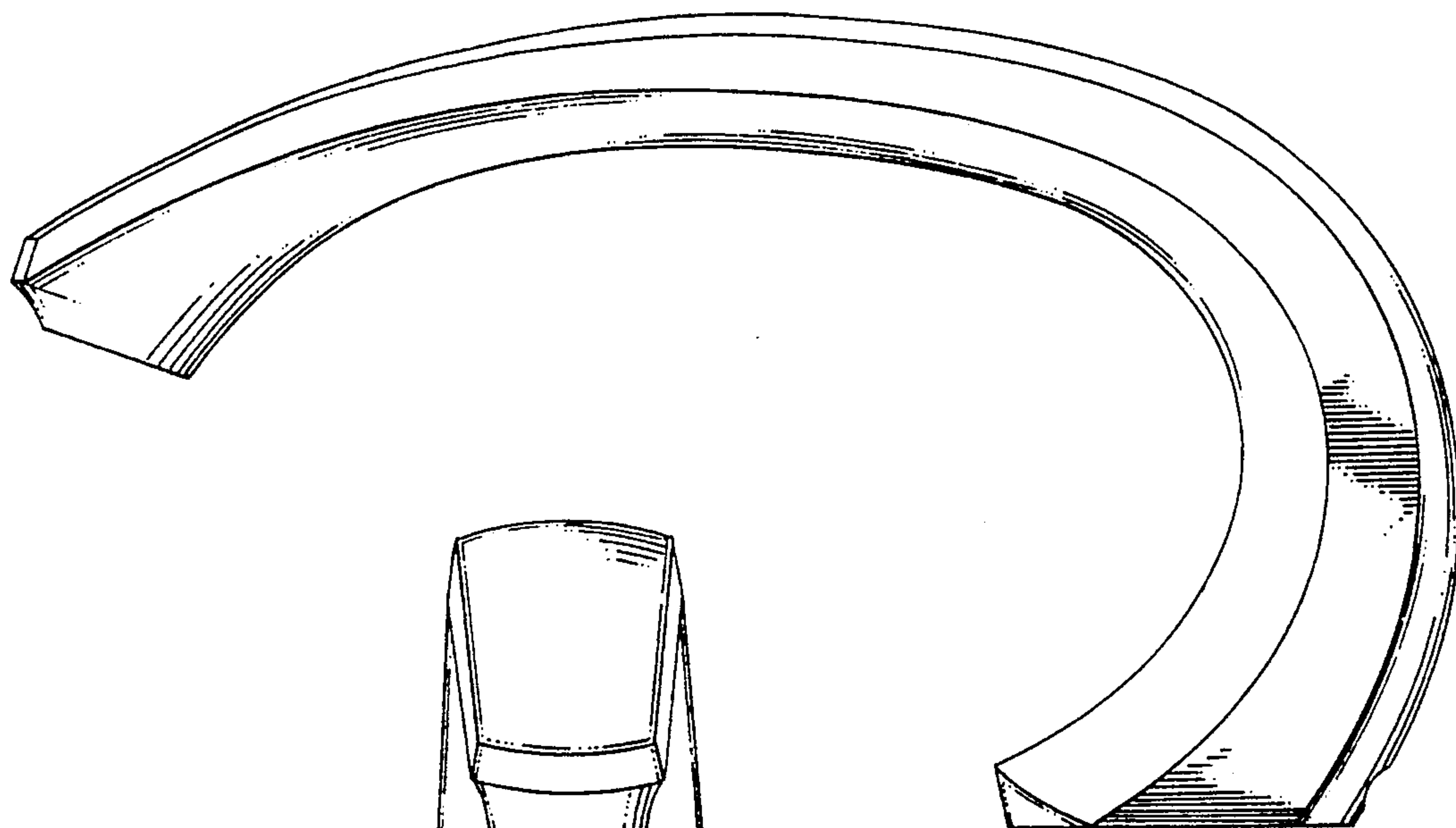

FIG. 4 is a left side elevational view thereof;

FIG. 5 is a rear elevational view thereof; and,

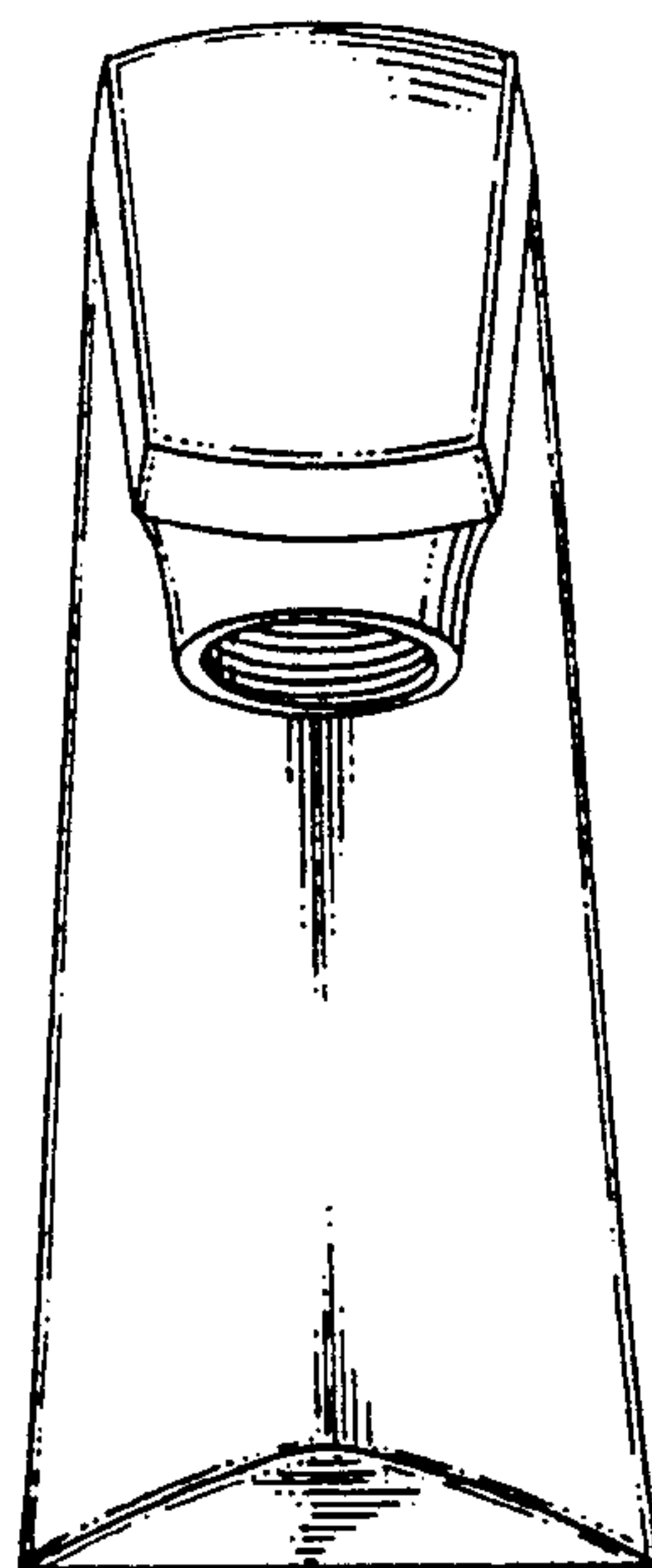
FIG. 6 is a bottom plan view thereof.



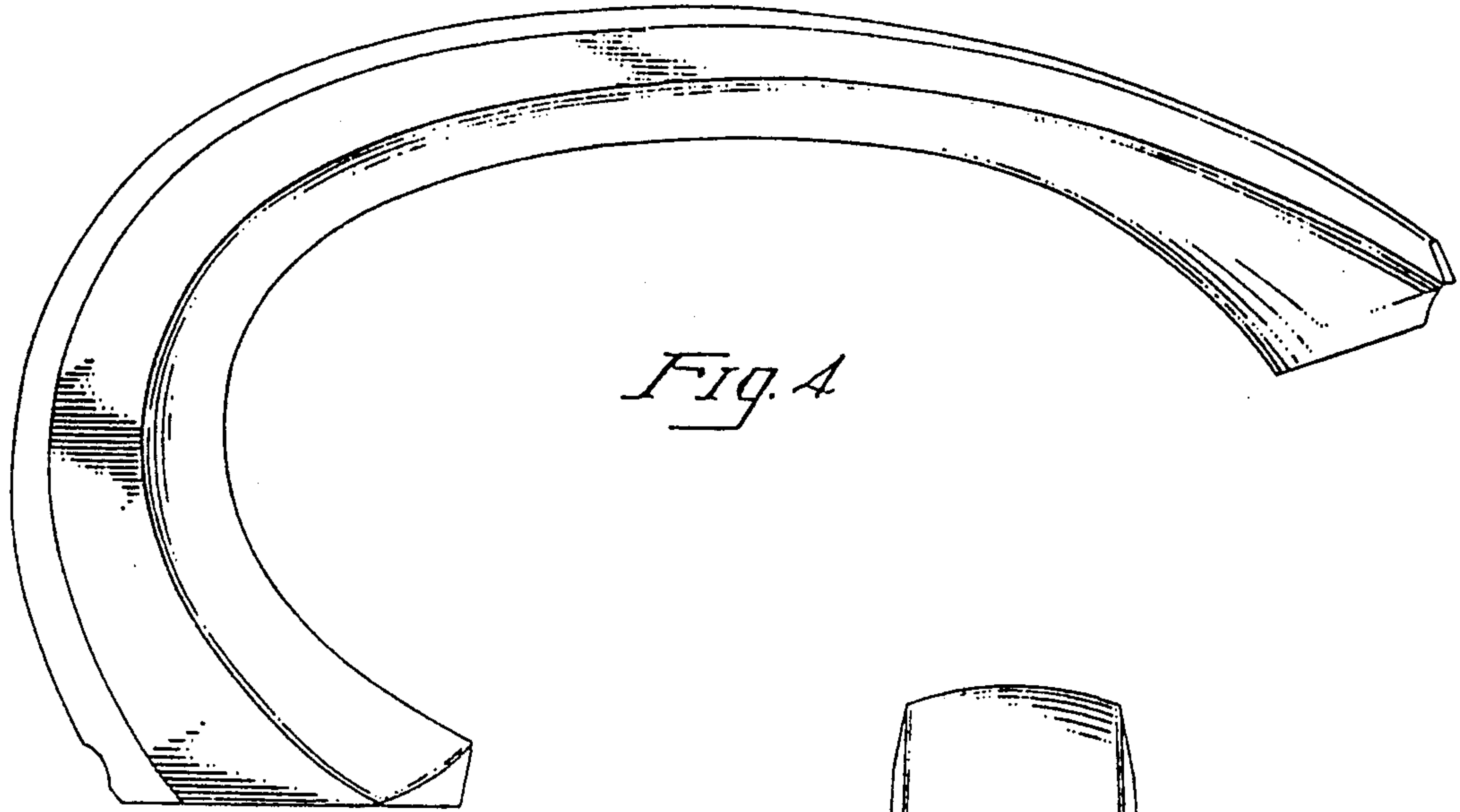
*Fig. 1*



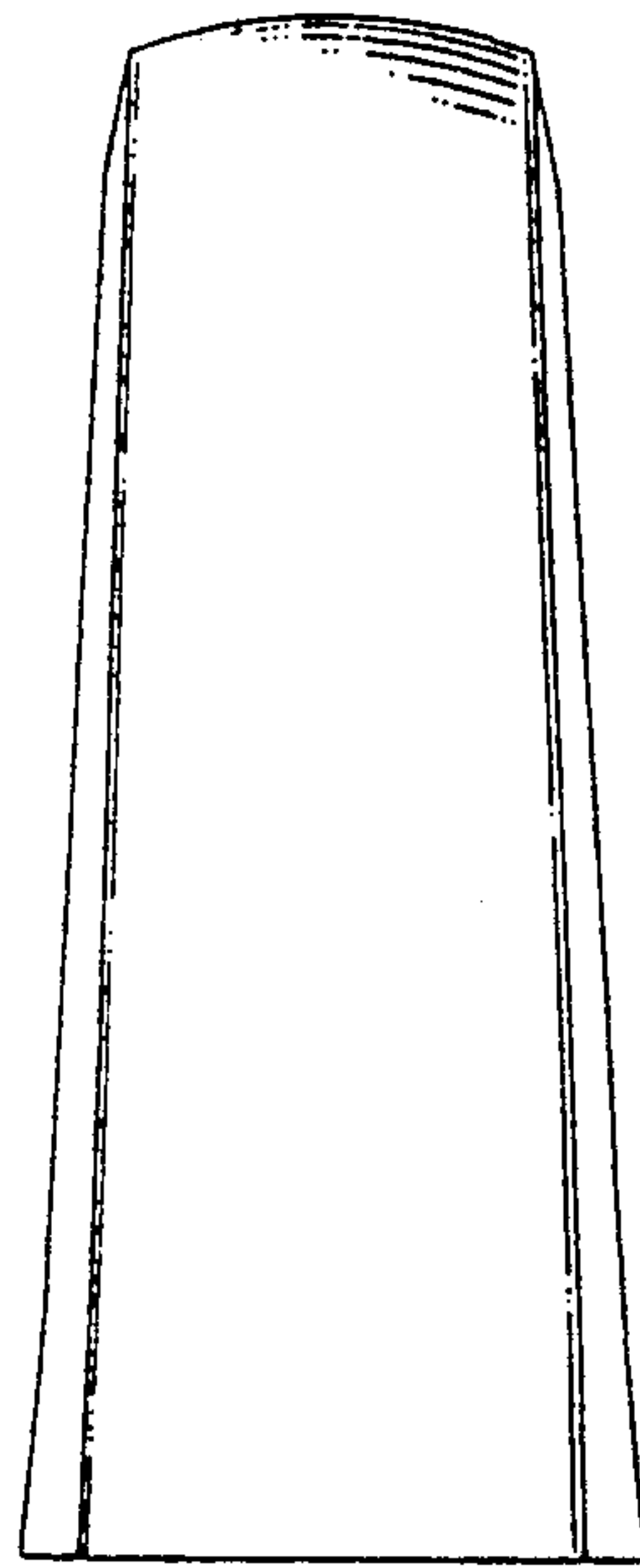
*Fig. 2*



*Fig. 3*



*Fig. 4*



*Fig. 5*

*Fig. 6*

