



US00D326899S

# United States Patent [19]

[11] Patent Number: **Des. 326,899**

Haug et al.

[45] Date of Patent: **\*\* Jun. 9, 1992**

[54] **FAUCET HANDLE**

[75] Inventors: **Andreas Haug; Thomas Schönherr,**  
both of Stuttgart, Fed. Rep. of  
Germany

[73] Assignee: **Hans Grohe GmbH & Co. KG,** Fed.  
Rep. of Germany

[\*] Notice: The portion of the term of this patent  
subsequent to Jun. 9, 2006 has been  
disclaimed.

[\*\*] Term: **14 Years**

[21] Appl. No.: **351,602**

[22] Filed: **May 12, 1989**

[30] **Foreign Application Priority Data**

Nov. 14, 1988 [DE] Fed. Rep. of  
Germany ..... M8803312.0

[52] U.S. Cl. .... **D23/250; D8/310**

[58] Field of Search ..... **D23/238-243,**  
**D23/250-254; D8/300, 307-312; 4/191, 192;**  
**16/110, 118, 121**

[56] **References Cited**

**U.S. PATENT DOCUMENTS**

D. 266,348	9/1982	Piesco .....	D23/252
D. 268,513	4/1983	Thompson .....	D8/307
D. 290,387	6/1987	Joerger .....	D8/312 X
D. 291,233	8/1987	Jans .....	D23/242
D. 291,824	9/1987	Lathrop .....	D23/254
D. 294,631	3/1988	Bourbon .....	D23/291
D. 299,160	12/1988	Lathrop .....	D23/252
D. 300,942	5/1989	Paul .....	D23/242
D. 309,005	7/1990	Strignano .....	D23/242
D. 316,592	4/1991	Jans .....	D23/250
1,701,776	2/1929	Hinman .....	16/21
4,783,885	11/1988	Bory .....	16/121


*Primary Examiner*—James R. Largen  
*Attorney, Agent, or Firm*—Quarles & Brady

[57] **CLAIM**

The ornamental design for a faucet handle, as shown or described.

**DESCRIPTION**

FIG. 1 is a top perspective view of a faucet handle showing our new design;  
FIG. 2 is a top plan view thereof;  
FIG. 3 is a bottom plan view thereof; and,  
FIG. 4 is a side elevation view thereof, the other sides being the same as the side shown.



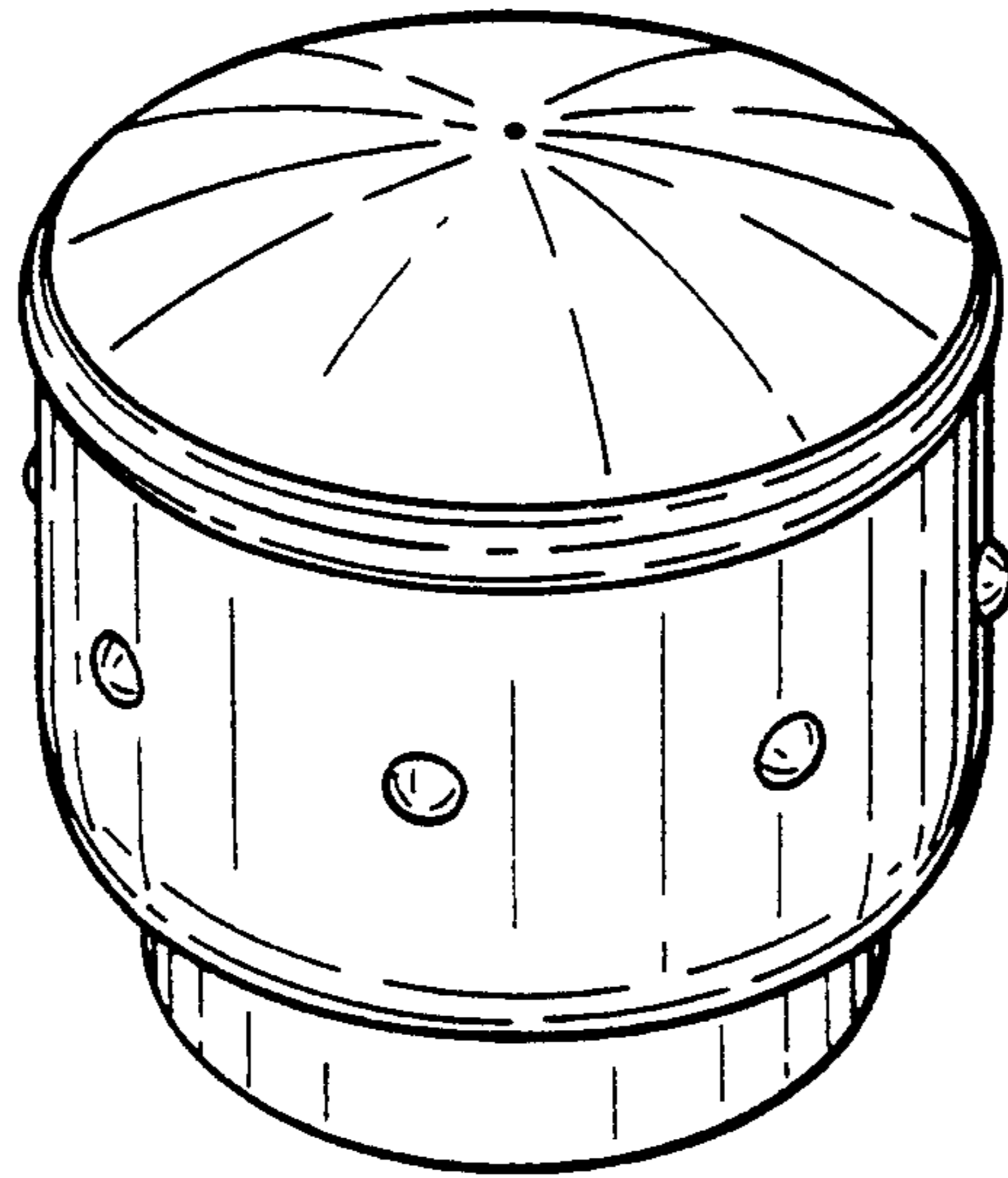


FIG. 1

FIG. 2

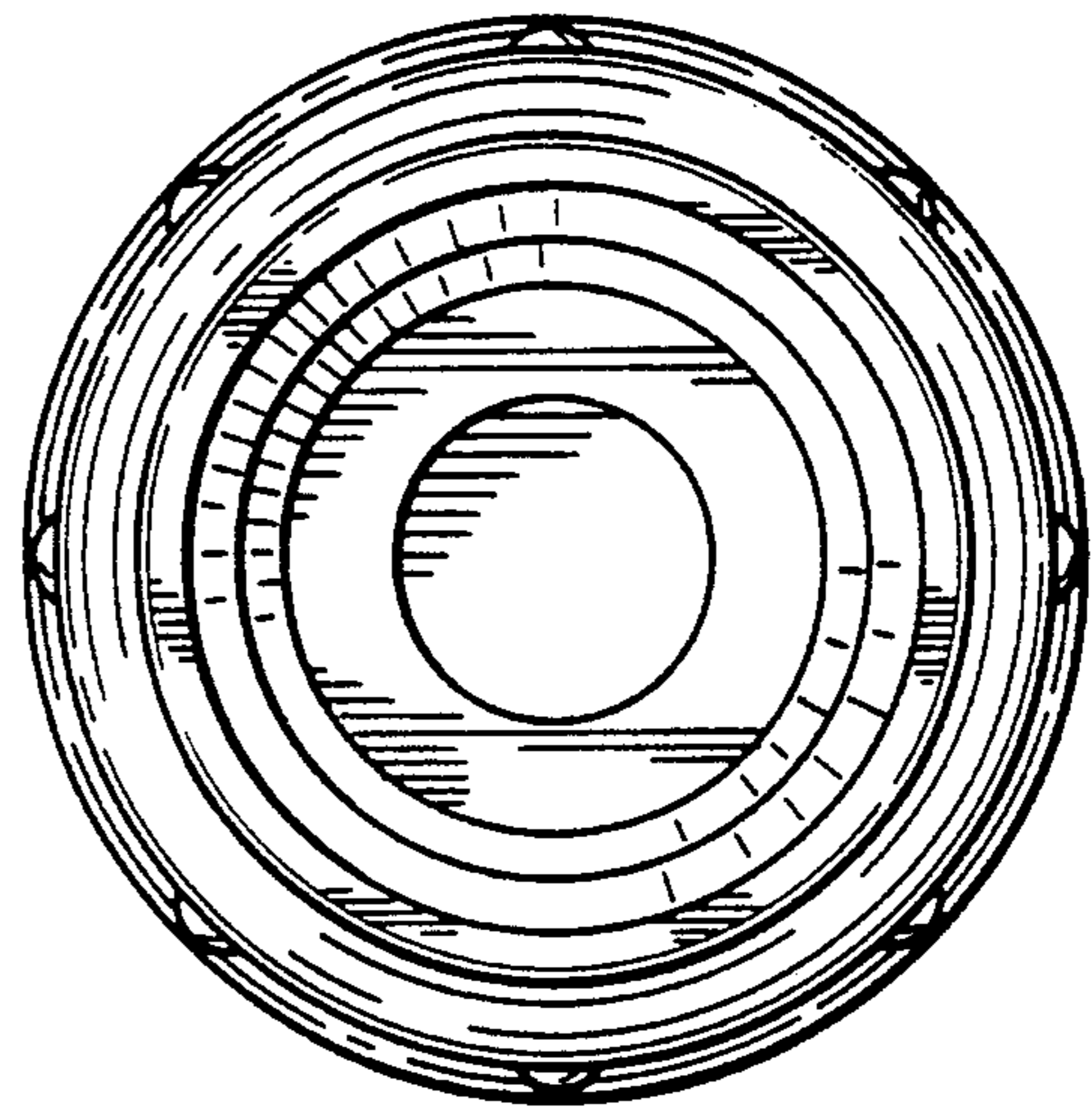
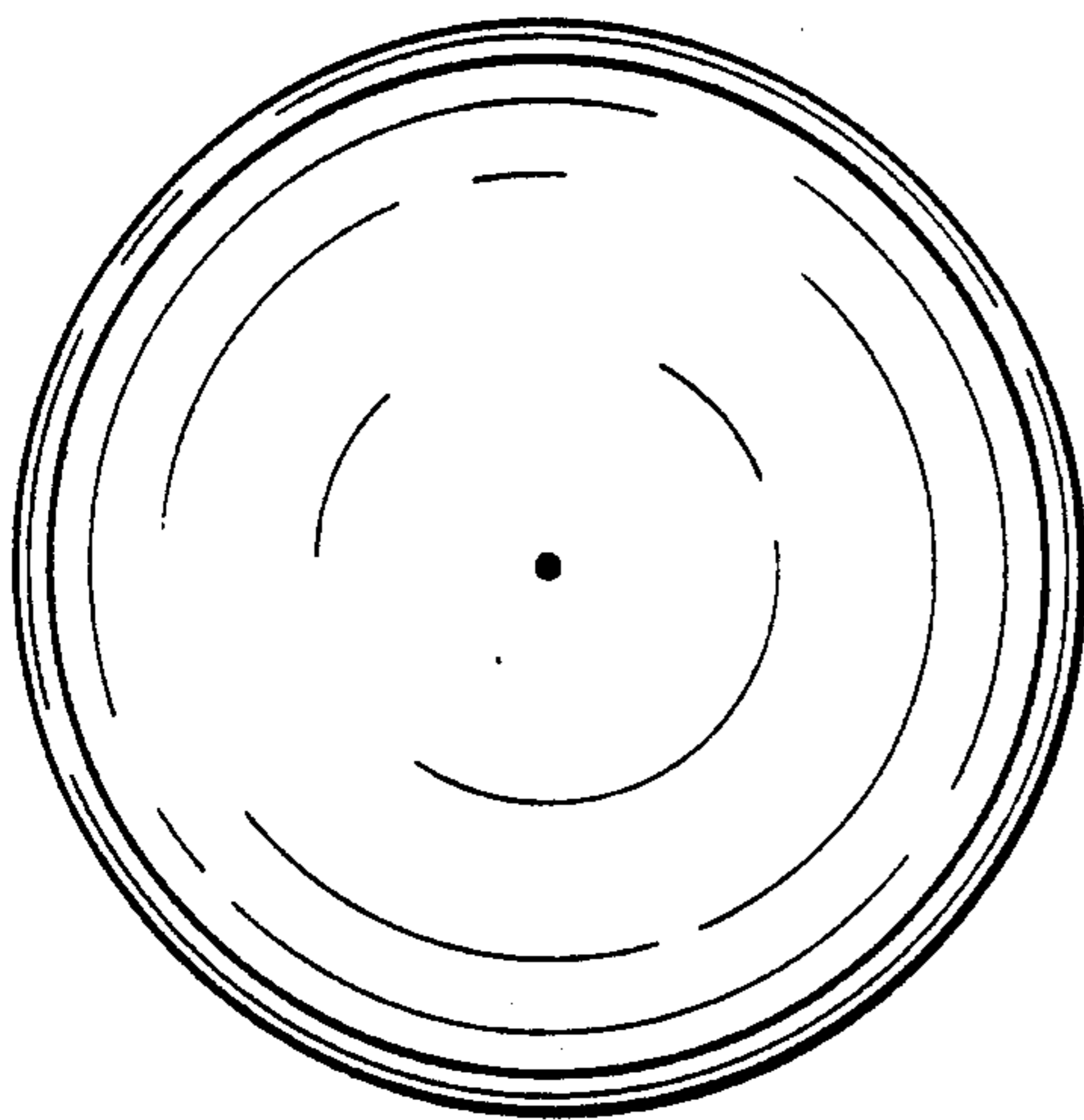


FIG. 3

FIG. 4

