



US00D326894S

**United States Patent** [19]  
**Mundy, Jr.**

[11] **Patent Number:** **Des. 326,894**  
[45] **Date of Patent:** **\*\* Jun. 9, 1992**

[54] **FISHING ROD HANDLE**  
[76] **Inventor:** **Russell L. Mundy, Jr.,** 303 Elam Ave., Eden, N.C. 27288  
[\*\*] **Term:** **14 Years**  
[21] **Appl. No.:** **369,901**  
[22] **Filed:** **Jun. 20, 1989**  
[52] **U.S. Cl.** ..... **D22/142**  
[58] **Field of Search** ..... D22/142, 137, 138, 139; 43/18.1, 22, 23; D8/DIG. 10, 7, 8, 107

3,080,673 3/1963 Smith ..... 43/22  
3,774,302 11/1973 Ketchpel, Jr. et al. .... D8/8 X  
4,858,365 8/1989 Struntz ..... 43/23

*Primary Examiner*—A. Hugo Word  
*Assistant Examiner*—Doris V. Coles

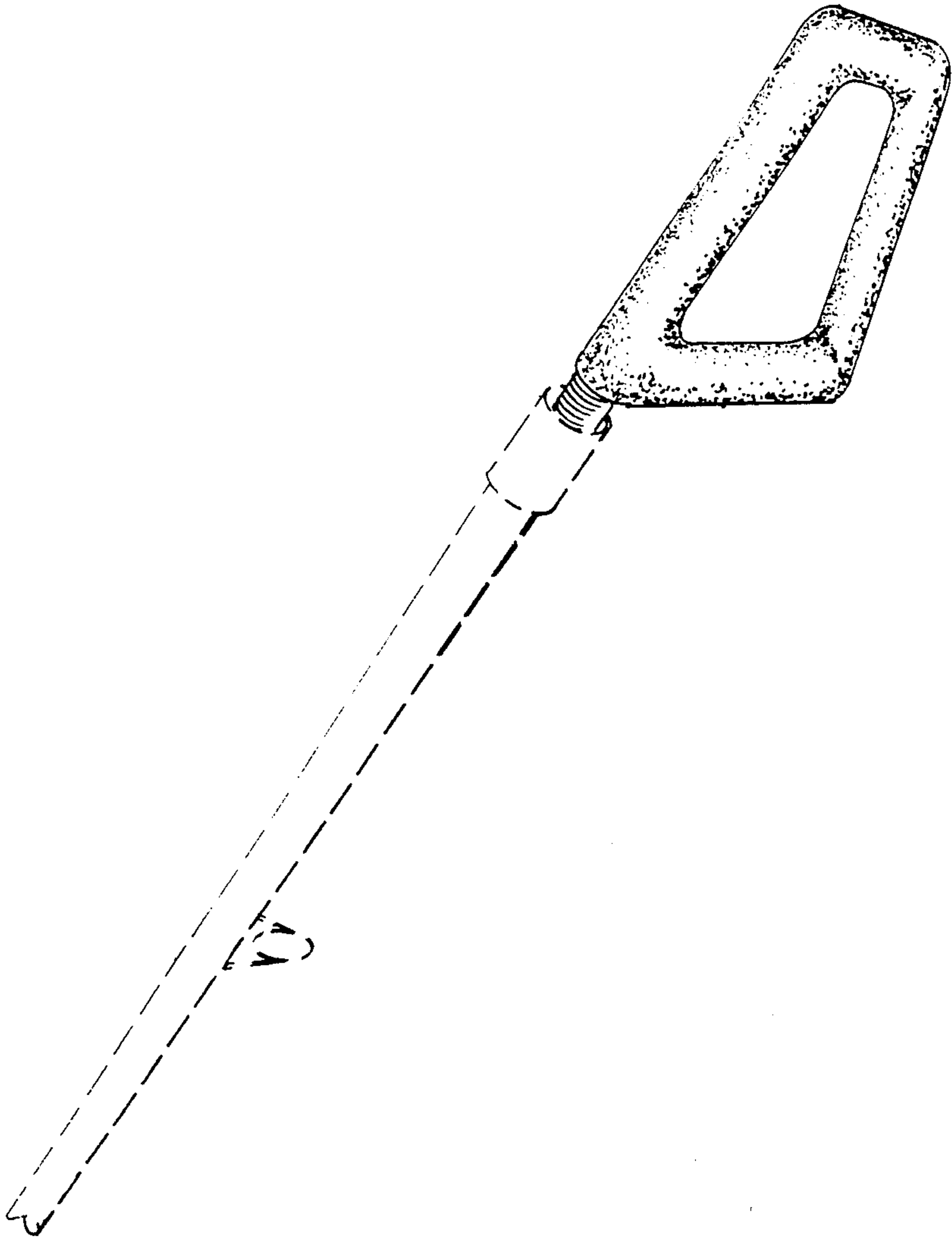
[57] **CLAIM**

The ornamental design for a fishing rod handle, as shown and described.

**DESCRIPTION**

FIG. 1 is a perspective view of a fishing rod handle showing my new design; The broken line showing of part of a fishing rod is for illustrative purposes only and forms no part of claimed design;  
FIG. 2 is an enlarged left side elevational view thereof;  
FIG. 3 is a front elevational view thereof;  
FIG. 4 is a rear elevational view thereof;  
FIG. 5 is a right side elevational view thereof; and,  
FIG. 6 is a bottom plan view thereof.

[56] **References Cited**  
**U.S. PATENT DOCUMENTS**  
D. 195,724 7/1963 McElroy ..... D22/ 137, 138, 139; 43 142  
D. 256,769 9/1980 Irelan ..... D8/8  
D. 273,972 5/1984 Fee ..... D22/8 138  
D. 305,198 12/1989 White et al. .... D8/, 138, 139; 43 142



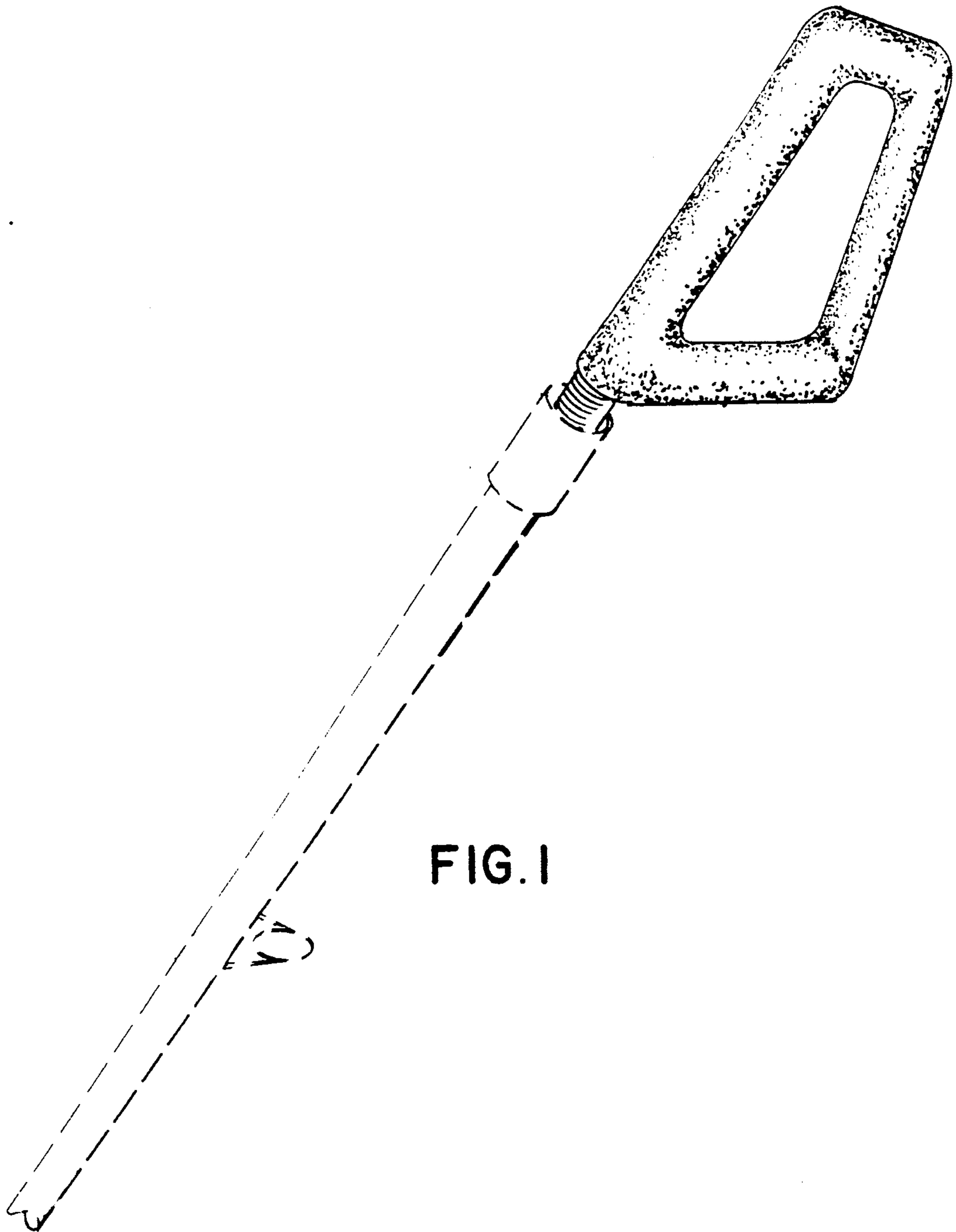


FIG. 1




FIG. 6




FIG. 2




FIG. 3




FIG. 4




FIG. 5