



US00D326828S

United States Patent [19]
Bulgari

[11] **Patent Number: Des. 326,828**

[45] **Date of Patent: ** Jun. 9, 1992**

[54] **EARRING**

[75] **Inventor: Paolo Bulgari, Rome, Italy**

[73] **Assignee: Partecipazioni Bulgari S.p.A., Rome, Italy**

[**] **Term: 14 Years**

[21] **Appl. No.: 629,635**

[22] **Filed: Dec. 18, 1990**

[30] **Foreign Application Priority Data**

Jul. 3, 1990 [IB] Int'l Pat. Institute DM/017.067

[52] **U.S. Cl. D11/42; D11/43; D11/79**

[58] **Field of Search D11/1-2, D11/40-50, 53-58, 63, 66, 73-78, 20, 79-87, 95-108, 3; 63/1.1, 2, 12-14.8**

[56] **References Cited**

U.S. PATENT DOCUMENTS

D. 285,501 9/1986 Kirk D11/40
D. 286,990 12/1986 Burlingham D11/79

OTHER PUBLICATIONS

Bennett Blue Book, Jan 1978 Earrings located left center of p. 97.

Jewelers Circular Keystone—Mar. 1983 Pendant in upper left corner of p. 366.

Primary Examiner—A. Hugo Word

Assistant Examiner—R. Seifert

Attorney, Agent, or Firm—Barnes, Kisselle, Raisch, Choate, Whittemore & Hulbert

[57] **CLAIM**

The ornamental design for an earring, as shown and described.

DESCRIPTION

FIG. 1 is a left side perspective view of an earring showing my new design;

FIG. 2 is a front elevational view;

FIG. 3 is a perspective view as seen from the top;

FIG. 4 is a top plan view;

FIG. 5 is a rear elevational view;

FIG. 6 is a bottom plan view;

FIG. 7 is a right side perspective view of an earring showing a second embodiment of my new design;

FIG. 8 is a front elevational view of FIG. 7;

FIG. 9 is a perspective view of FIG. 7 as seen from the top;

FIG. 10 is a top plan view of FIG. 7;

FIG. 11 is a rear elevational view of FIG. 7; and,

FIG. 12 is a bottom plan view of FIG. 7.




FIG. 1




FIG. 7




FIG. 2




FIG. 8




FIG. 3

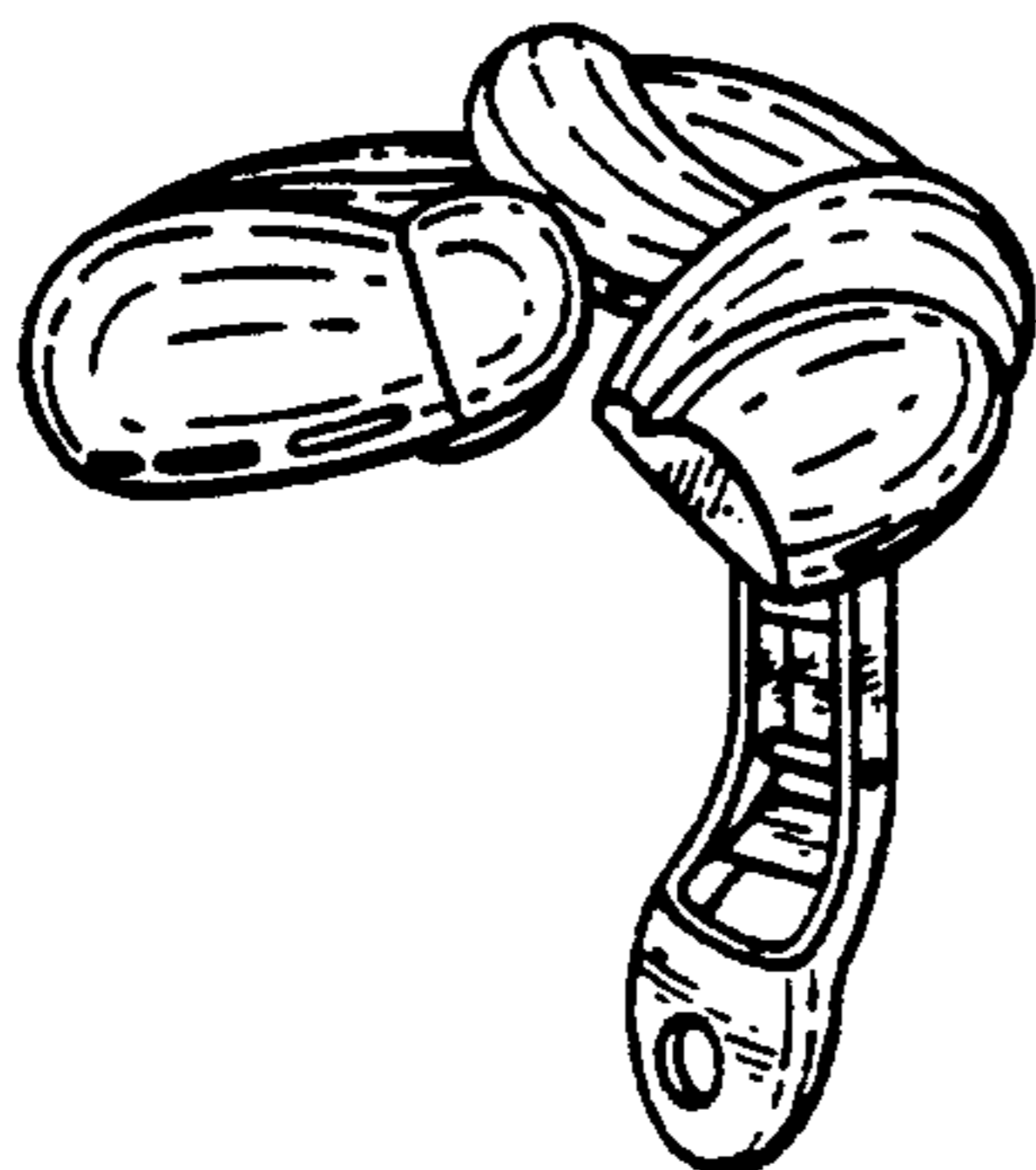


FIG. 9

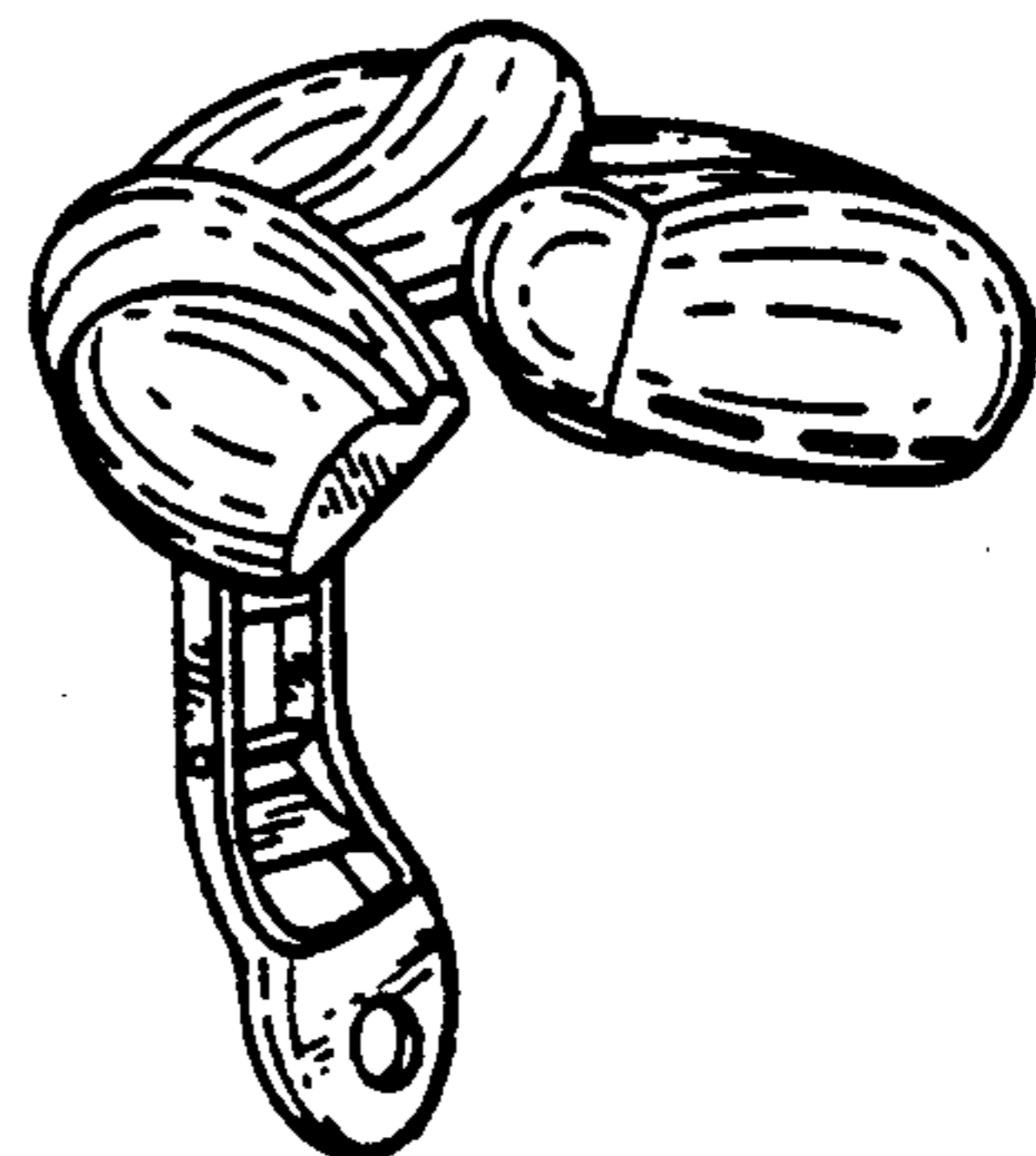


FIG. 4




FIG. 10




FIG. 5




FIG. 11



FIG. 6

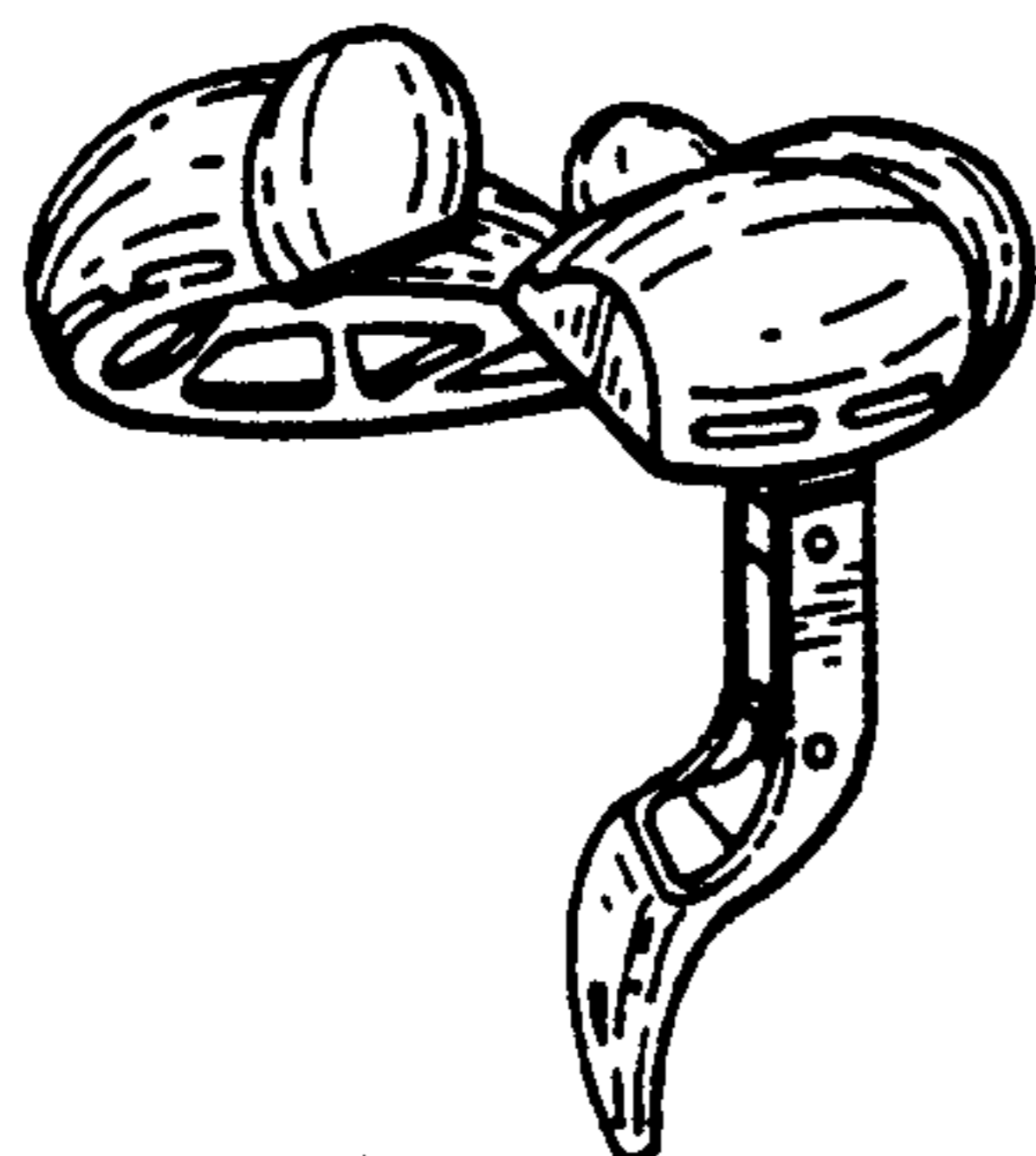


FIG. 12

