



US00D326823S

United States Patent [19]

[11] Patent Number: **Des. 326,823**

Wunderman

[45] Date of Patent: **** Jun. 9, 1992**

[54] WRISTWATCH AND STRAP

[75] Inventor: **Severin Wunderman**, Laguna Beach, Calif.

[73] Assignee: **Severin Montres AG**, Lengnau, Switzerland

[**] Term: **14 Years**

[21] Appl. No.: **341,053**

[22] Filed: **Apr. 19, 1989**

[30] Foreign Application Priority Data

Oct. 19, 1988 [XH] Hague DMA/000858

[52] U.S. Cl. **D10/32; D10/39**

[58] Field of Search **D10/30-32, D10/38, 39, 122-124, 126; 368/220-239, 276, 278, 281-286, 294-297**

[56] References Cited

U.S. PATENT DOCUMENTS

D. 303,504 9/1989 Hysek D10/32
2,361,563 10/1944 Pellaton 368/228 X

OTHER PUBLICATIONS

Jewelry; 3/1951; p. 75; #Tri-Compax top of page. Goldschmiede Zeitung (G2); 10/1987; p. 129; Watch top row second from left.

Swiss Watch & Jewelry Journal (SW&JJ); 2/1988; pp. 204 & 403 left side of page & right side of page respectively.

Primary Examiner—Donald P. Walsh

Assistant Examiner—Caron D. Veynar

Attorney, Agent, or Firm—McGlew & Tuttle

[57] CLAIM

The ornamental design for a wristwatch and strap, as shown and described.

DESCRIPTION

FIG. 1 is a top plan view of a wristwatch and strap showing my design;


FIG. 2 is a bottom plan view thereof;

FIG. 3 is a left side elevational view of a wristwatch and strap thereof, the right side elevational view being a mirror image thereof;

FIG. 4 is a perspective view thereof;

FIG. 5 is a rear elevational view thereof; and,

FIG. 6 is a front elevational view thereof.






FIG. 1




FIG. 2

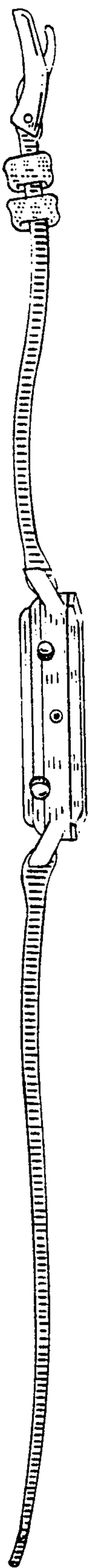


FIG. 3

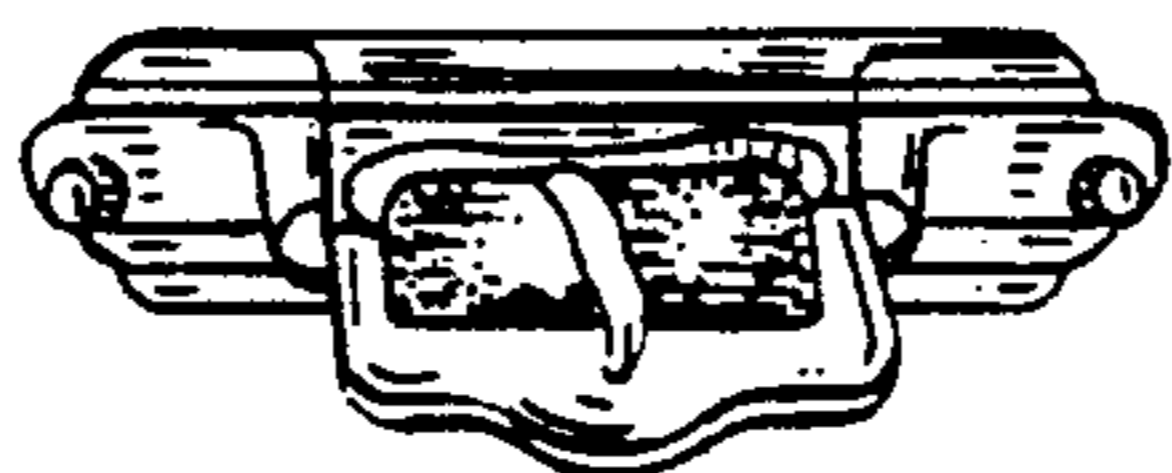


FIG. 5



FIG. 6

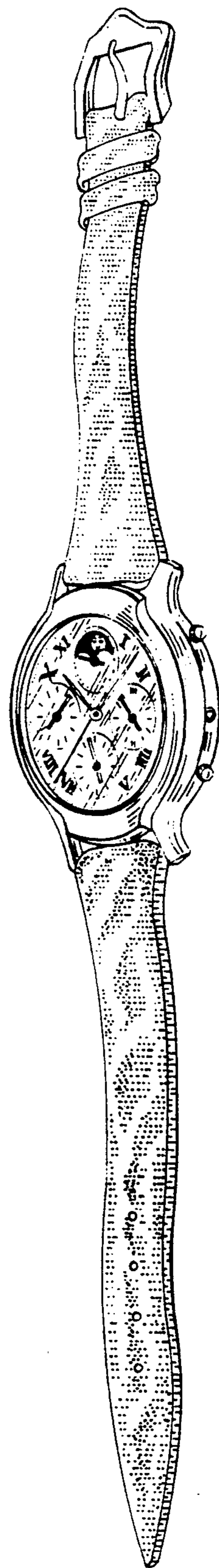


FIG. 4