



US00D326822S

**United States Patent** [19]  
**Wuest**

[11] **Patent Number: Des. 326,822**  
[45] **Date of Patent: \*\* Jun. 9, 1992**

[54] **WRIST-WATCH**

[75] **Inventor: Walter Wuest, Hong Kong, Hong Kong**

[73] **Assignee: S. T. Dupont S.A., Paris, France**

[\*\*] **Term: 14 Years**

[21] **Appl. No.: 354,096**

[22] **Filed: May 18, 1989**

[30] **Foreign Application Priority Data**

Nov. 23, 1988 [FR] France ..... 88 7159  
[52] **U.S. Cl. .... D10/32; D10/38**  
[58] **Field of Search .... D10/30-32,**  
D10/38, 39, 122-124, 126; 368/220-239, 276,  
278, 281-286, 294-297

[56] **References Cited**

**U.S. PATENT DOCUMENTS**

D. 271,471 11/1983 Bulgari ..... D10/39 X  
D. 284,556 7/1986 Kanoui ..... D10/32  
D. 294,806 3/1988 Perrin ..... D10/32  
322,375 7/1885 Heysinger ..... 368/239

**OTHER PUBLICATIONS**

Swiss Watch & Jewelry Journal; Feb. 1982; p. 247.  
Jewelers Circular—Keystone; Oct. 1985; p. 125; #4  
bottom left.  
Jewelers Circular—Keystone; Feb. 1986; p. 216; Digital  
watch lower right.  
Hong Kong Enterprise; Mar. 1987; p. 244; #312G/C  
2nd row 4th from the right.

*Primary Examiner*—Donald P. Walsh  
*Assistant Examiner*—Caron D. Veynar  
*Attorney, Agent, or Firm*—Owen J. Meegan; Aubrey C.  
Brine

[57] **CLAIM**

The ornamental design for a wrist watch, as shown and  
described.

**DESCRIPTION**

FIG. 1 is a top plan view of a wrist watch showing my  
new design;  
FIG. 2 is a bottom plan view;  
FIG. 3 is a right side elevational view;  
FIG. 4 is a left side elevational view;  
FIG. 5 is a front elevational view;  
FIG. 6 is a rear elevational view; and,  
FIG. 7 is a right, front and top perspective view.  
FIGS. 3-6 show portions of the watch band.




FIG. 1

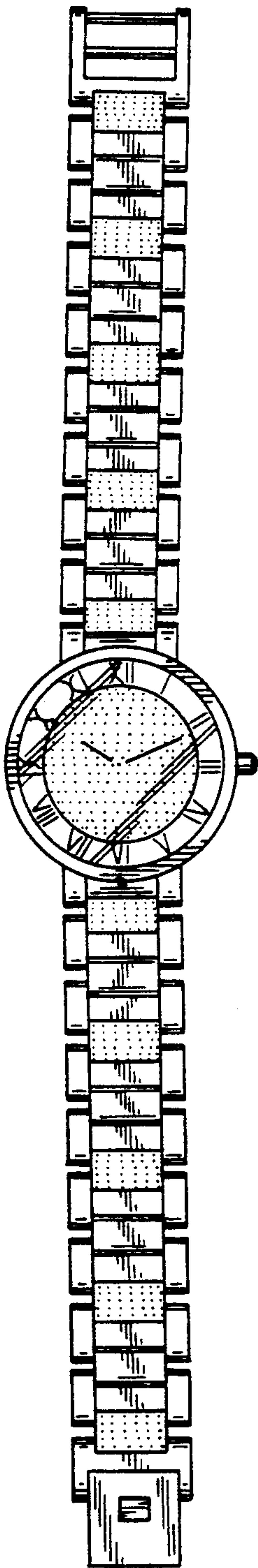


FIG. 2

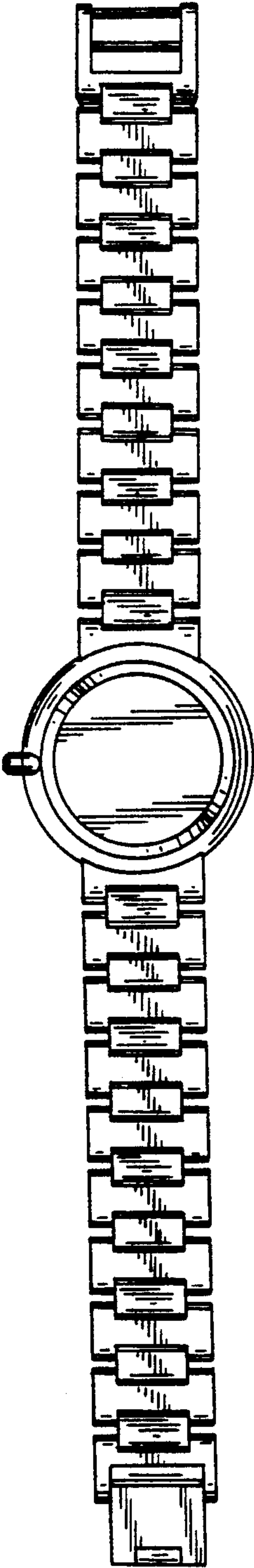


FIG. 3




FIG. 4




FIG. 5

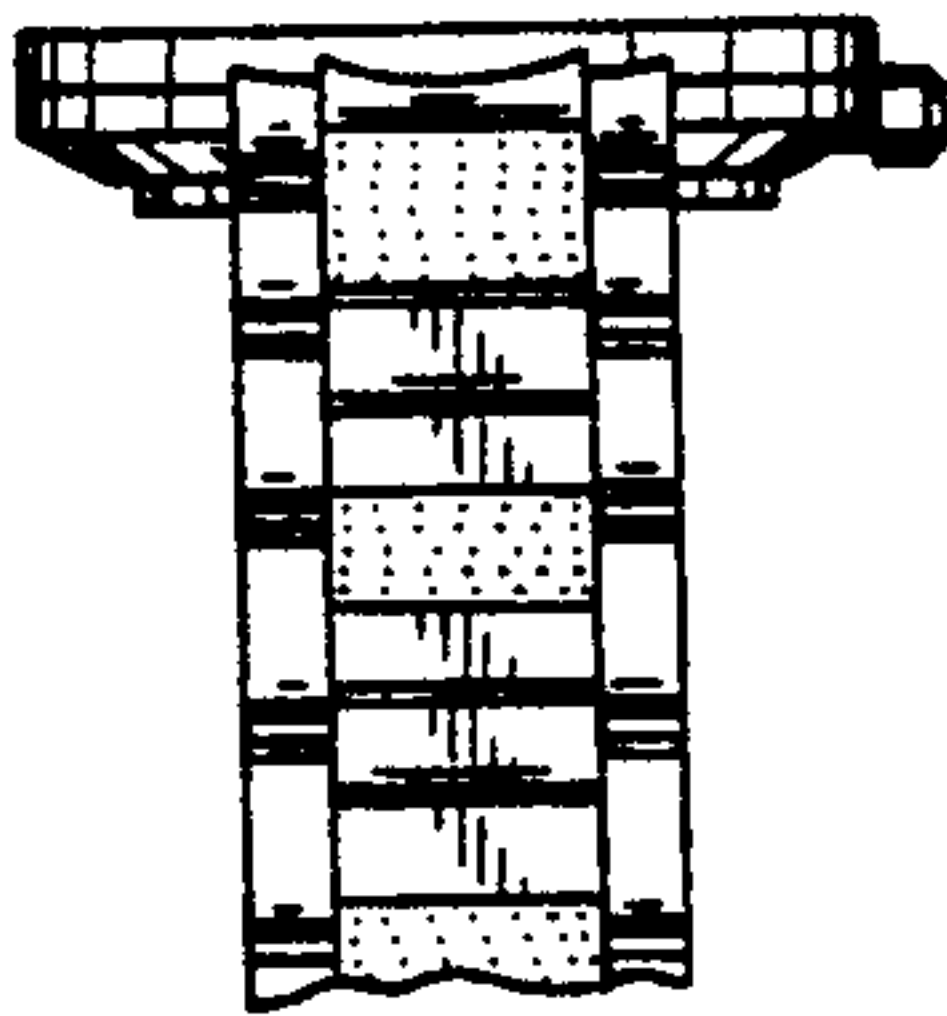


FIG. 6

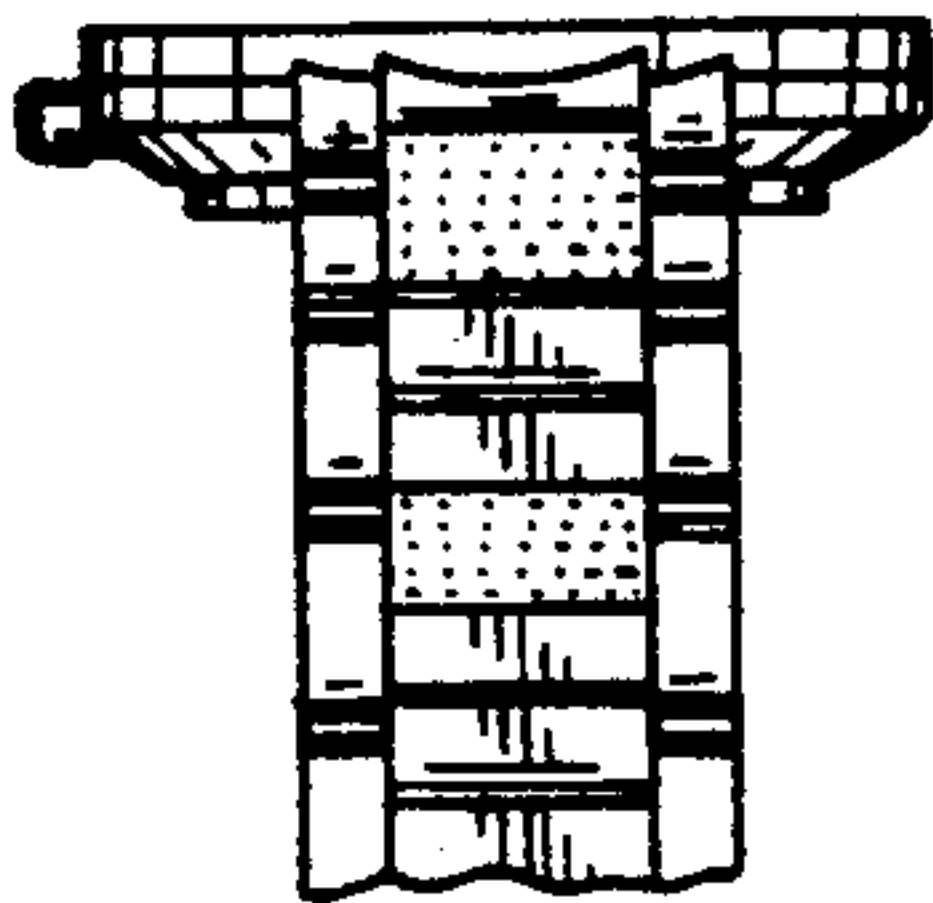


FIG. 7

