



US00D326821S

United States Patent [19]

[11] Patent Number: **Des. 326,821**

Wuest

[45] Date of Patent: **** Jun. 9, 1992**

[54] WRIST-WATCH

[75] Inventor: **Walter Wuest, Hong Kong, Hong Kong**

[73] Assignee: **S.T. Dupont S.A., Paris, France**

[**] Term: **14 Years**

[21] Appl. No.: **354,097**

[22] Filed: **May 18, 1989**

[30] Foreign Application Priority Data

Nov. 23, 1988 [FR] France 88 7159

[52] U.S. Cl. **D10/32; D10/38; D10/39**

[58] Field of Search **D10/30-32, D10/38, 39, 122-124, 126; 368/220-239, 276, 278, 281-286, 294, 297**

[56] References Cited

U.S. PATENT DOCUMENTS

322,375 7/1885 Heysinger 368/239

OTHER PUBLICATIONS

Best Catalogue; Jan. 1986; p. 87; #17 Seiko Watch upper right corner.

Hong Kong Enterprise; Mar. 1987; pp. 86 & 244; #1028A 2nd from right; #312G/C 2nd row 4th from left..

Primary Examiner—Nelson C. Holtje

Assistant Examiner—Caron D. Veynar

Attorney, Agent, or Firm—Owen J. Meegan; Aubrey C. Brine

[57] CLAIM

The ornamental design for a wrist watch, as shown and described.

DESCRIPTION

FIG. 1 is a top plan view of a wrist watch showing my new design;

FIG. 2 is a bottom plan view;

FIG. 3 is a right side elevational view;

FIG. 4 is a left side elevational view;

FIG. 5 is a front elevational view;

FIG. 6 is a rear elevational view; and,

FIG. 7 is a right, front and top perspective view.

FIGS. 3-6 showing portions of the watch band.

The characteristic feature of the design resides in the prism shaped arms having rows of dots thereon, best illustrated in FIGS. 3, 4 and 7.

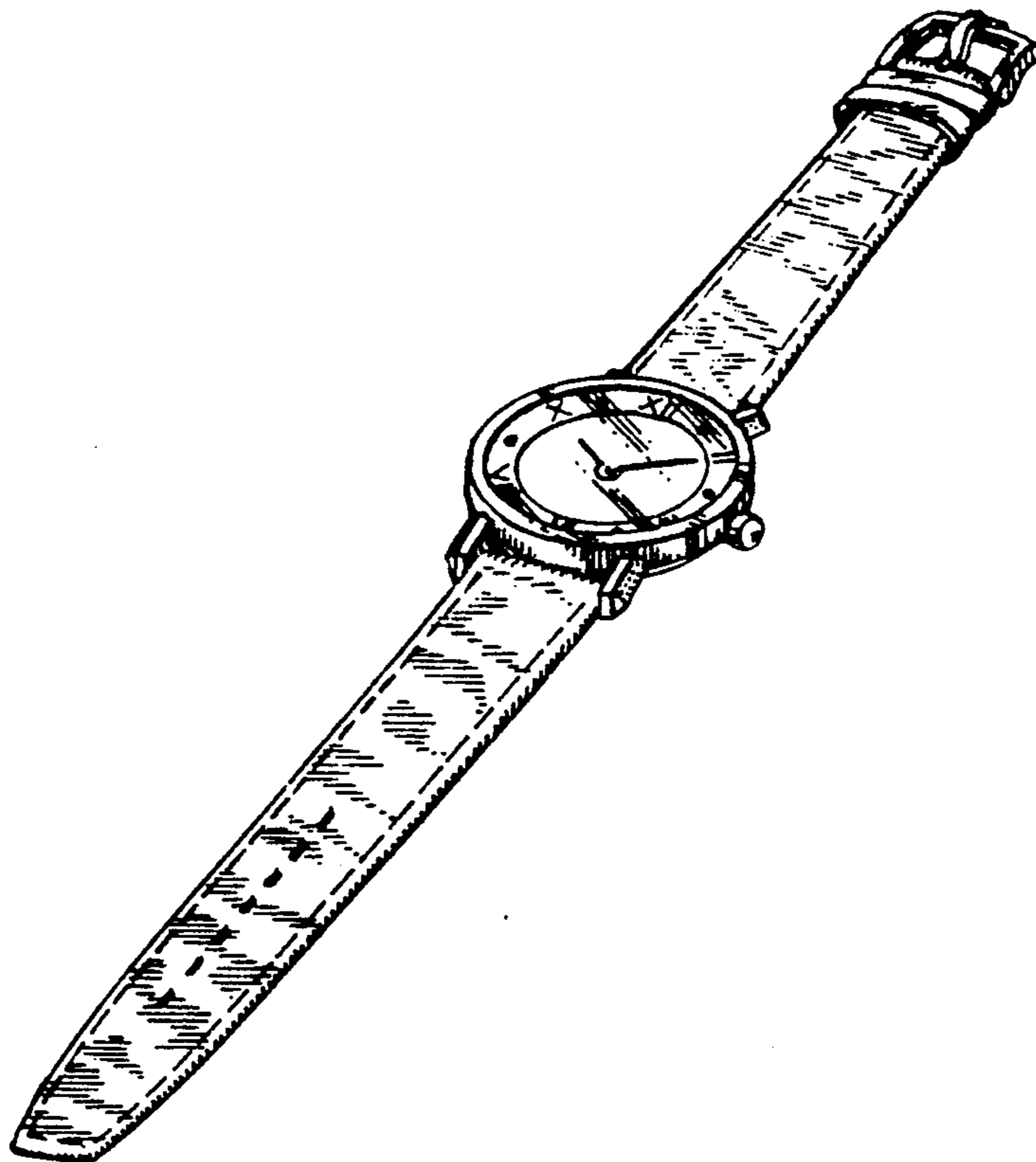


FIG. 1

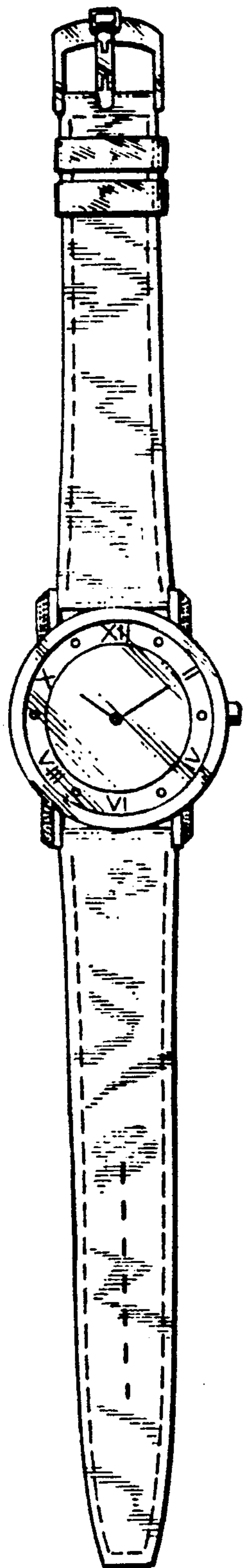


FIG. 2




FIG. 3



FIG. 4



FIG. 5




FIG. 6

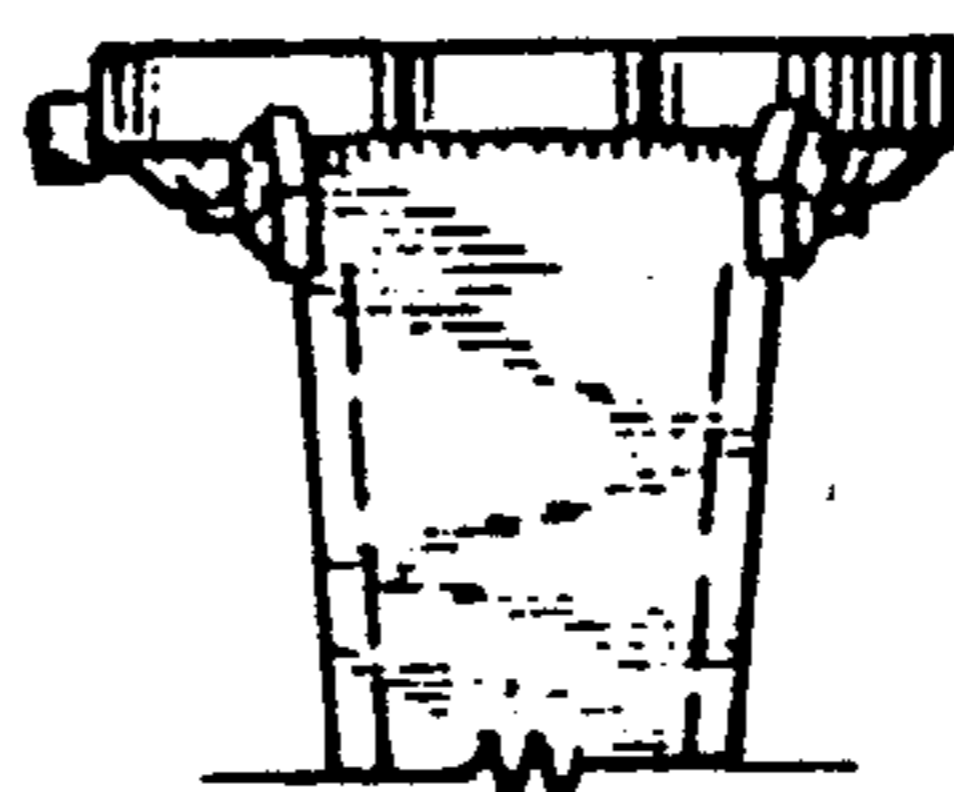


FIG. 7

