



US00D326819S

# United States Patent [19]

Border

[11] Patent Number: **Des. 326,819**

[45] Date of Patent: **\*\* Jun. 9, 1992**

[54] PAINT CAN LID

[76] Inventor: **Carl A. Border**, 413 Anita Dr., Goose Creek, S.C. 29445

[\*\*] Term: **14 Years**

[21] Appl. No.: **480,503**

[22] Filed: **Feb. 15, 1990**

[52] U.S. Cl. .... **D9/447; D9/435; D9/436**

[58] Field of Search ..... **D9/434-436, D9/439, 447, 451; 222/517, 556, 563, 566, 570; 220/306, 307, 352, 356, 733, 202**

[56] **References Cited**

### U.S. PATENT DOCUMENTS

D. 26,539	1/1897	Schram	.....	D9/447
D. 51,618	12/1917	Thompson	.....	D9/451
D. 247,848	5/1978	Croyle	.....	D9/447
D. 260,735	9/1981	Heath	.....	D9/447
D. 277,937	3/1985	Fortuna	.....	D9/447

D. 286,860	11/1986	Di Fede	.....	D9/435
2,326,881	8/1943	Packer	.....	222/517
2,764,199	9/1956	Tupper	.....	222/556
2,873,052	2/1959	Atherton	.....	222/570
3,620,408	11/1971	Holbrook et al.	.....	222/202

*Primary Examiner*—Bernard Ansher  
*Assistant Examiner*—Dominic Simone  
*Attorney, Agent, or Firm*—Leon Gilden

### [57] CLAIM

The ornamental design for a paint can lid, as shown and described.

### DESCRIPTION

FIG. 1 is a front elevational view of a paint can lid showing my new design, the can shown in broken lines for illustrative purposes only;

FIG. 2 is a rear elevational view thereof;

FIG. 3 is a left side elevational view thereof;

FIG. 4 is a right side elevational view thereof;

FIG. 5 is a top plan view thereof; and,

FIG. 6 is a bottom plan view thereof.


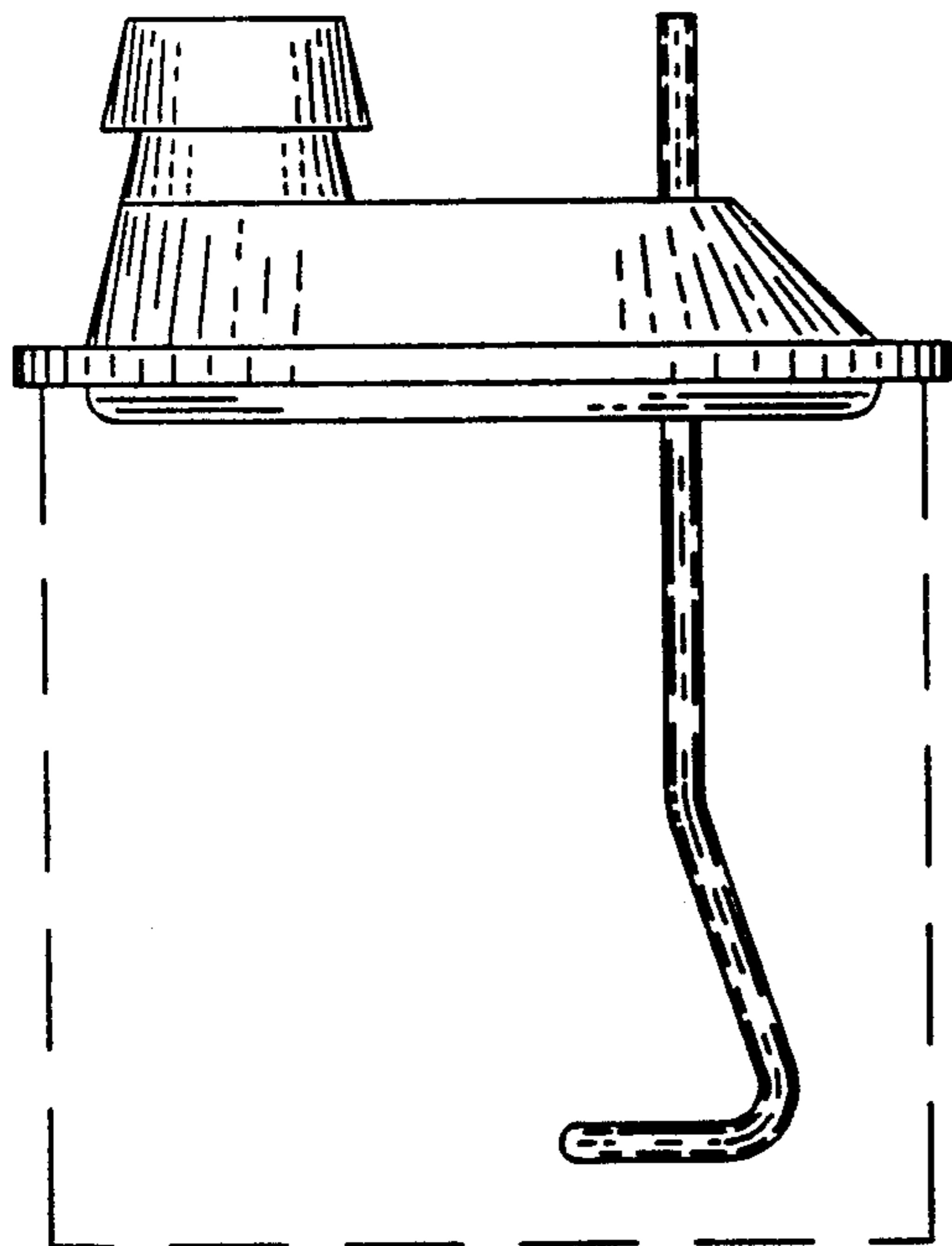


FIG. 1

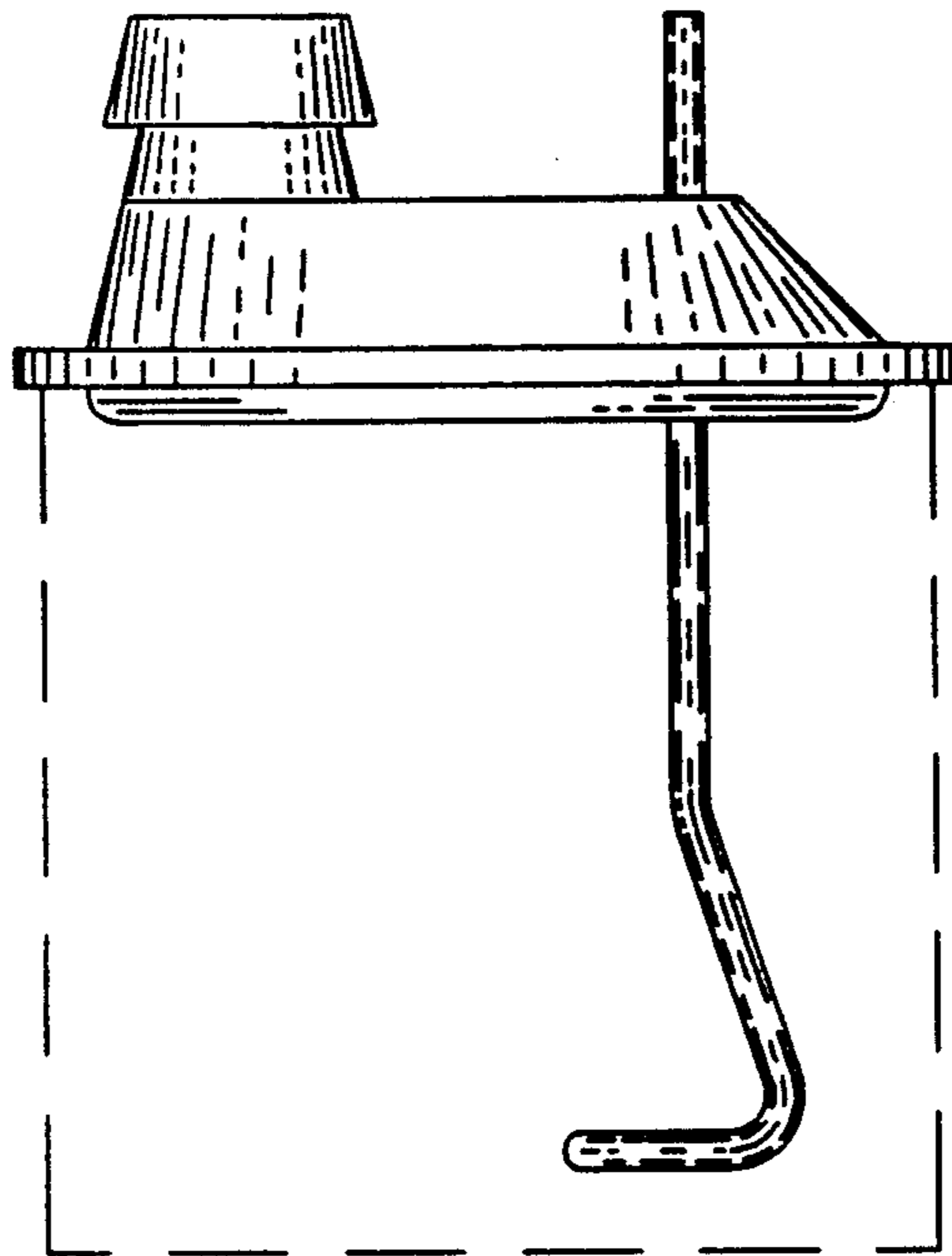
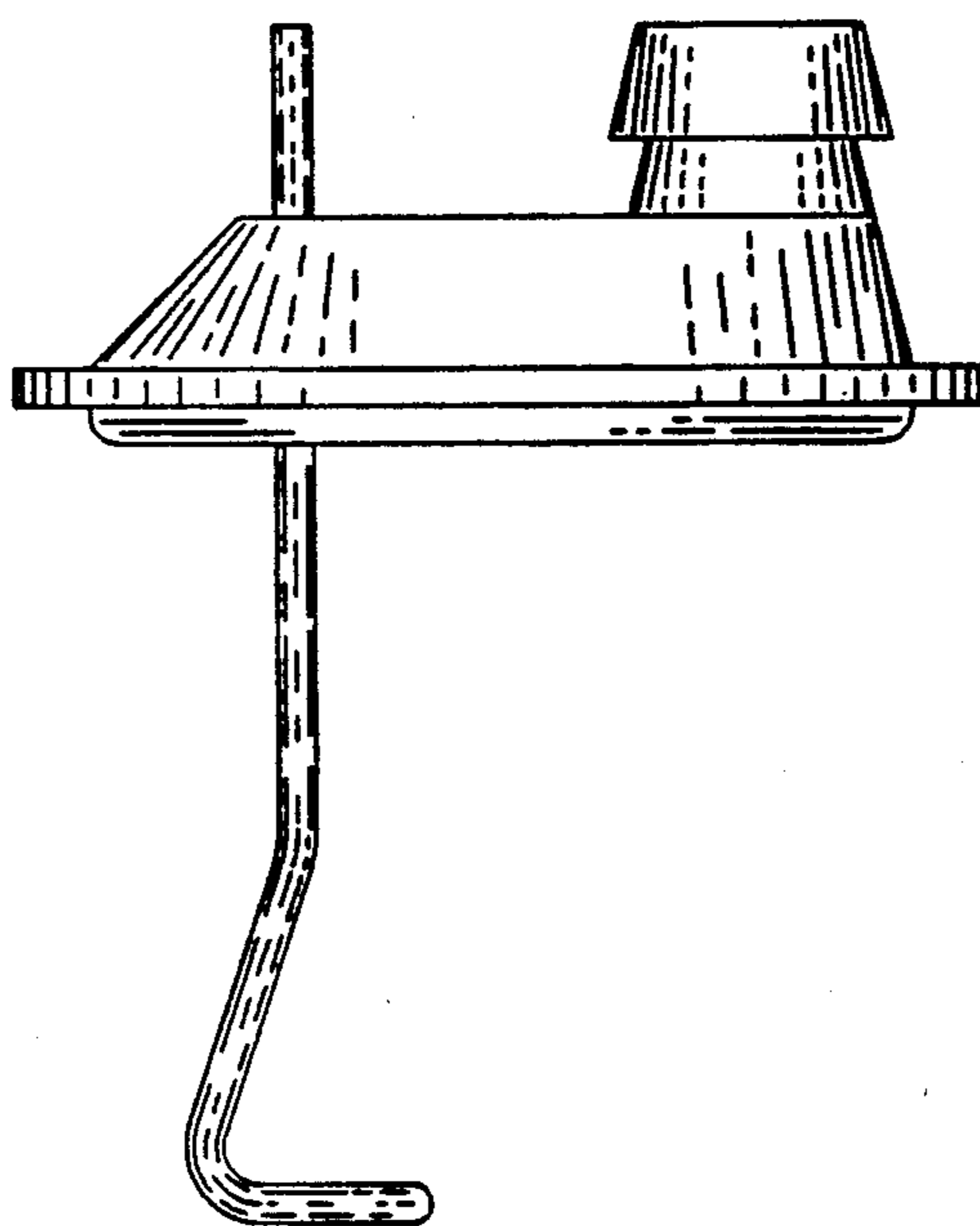
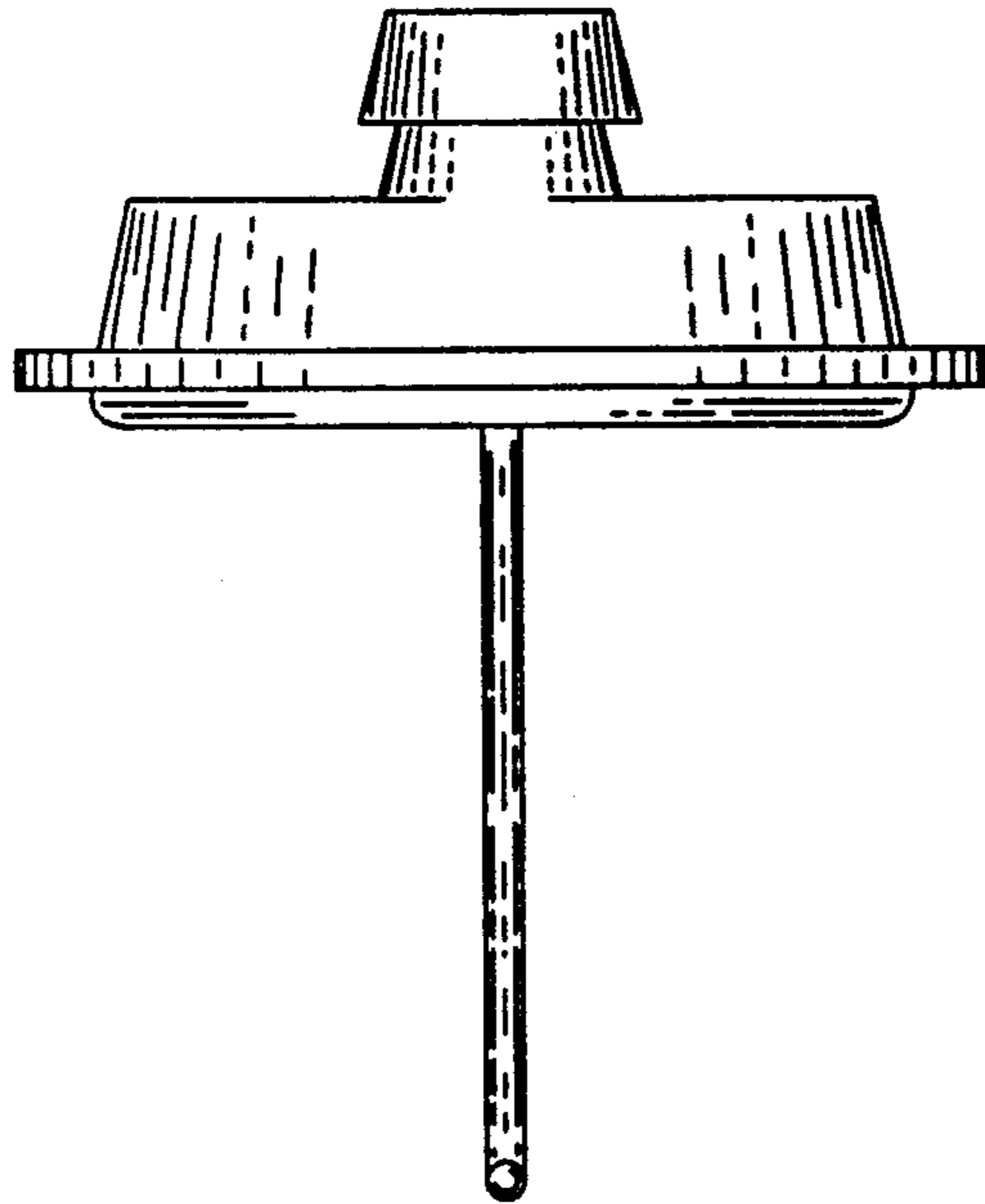



FIG. 2




*FIG. 3*



*FIG. 4*



*FIG. 5*



*FIG. 6*

