



US00D326806S

# United States Patent [19]

## Marques

[11] Patent Number: **Des. 326,806**

[45] Date of Patent: **\*\* Jun. 9, 1992**

[54] **DOOR PLATE**

[75] Inventor: **A. Ludgero Marques**, Feira Codex, Portugal

[73] Assignee: **Broadway Industries, Inc.**, Kansas City, Mo.

[\*\*] Term: **14 Years**

[21] Appl. No.: **485,324**

[22] Filed: **Feb. 23, 1990**

[52] U.S. Cl. .... **D8/352**

[58] Field of Search ..... **D8/350-353, D8/301; 174/66; 292/357; 220/241; 70/450, 452**

[56] **References Cited**

**U.S. PATENT DOCUMENTS**

D. 246,503	11/1977	Clayton	.....	D8/352
D. 261,857	11/1981	Valli	.....	D8/301
4,708,007	11/1987	Stoia	.....	70/452

**OTHER PUBLICATIONS**

Barrows Locks & Hardware Cat; ©1939; p. 187; Escutcheon 149103.

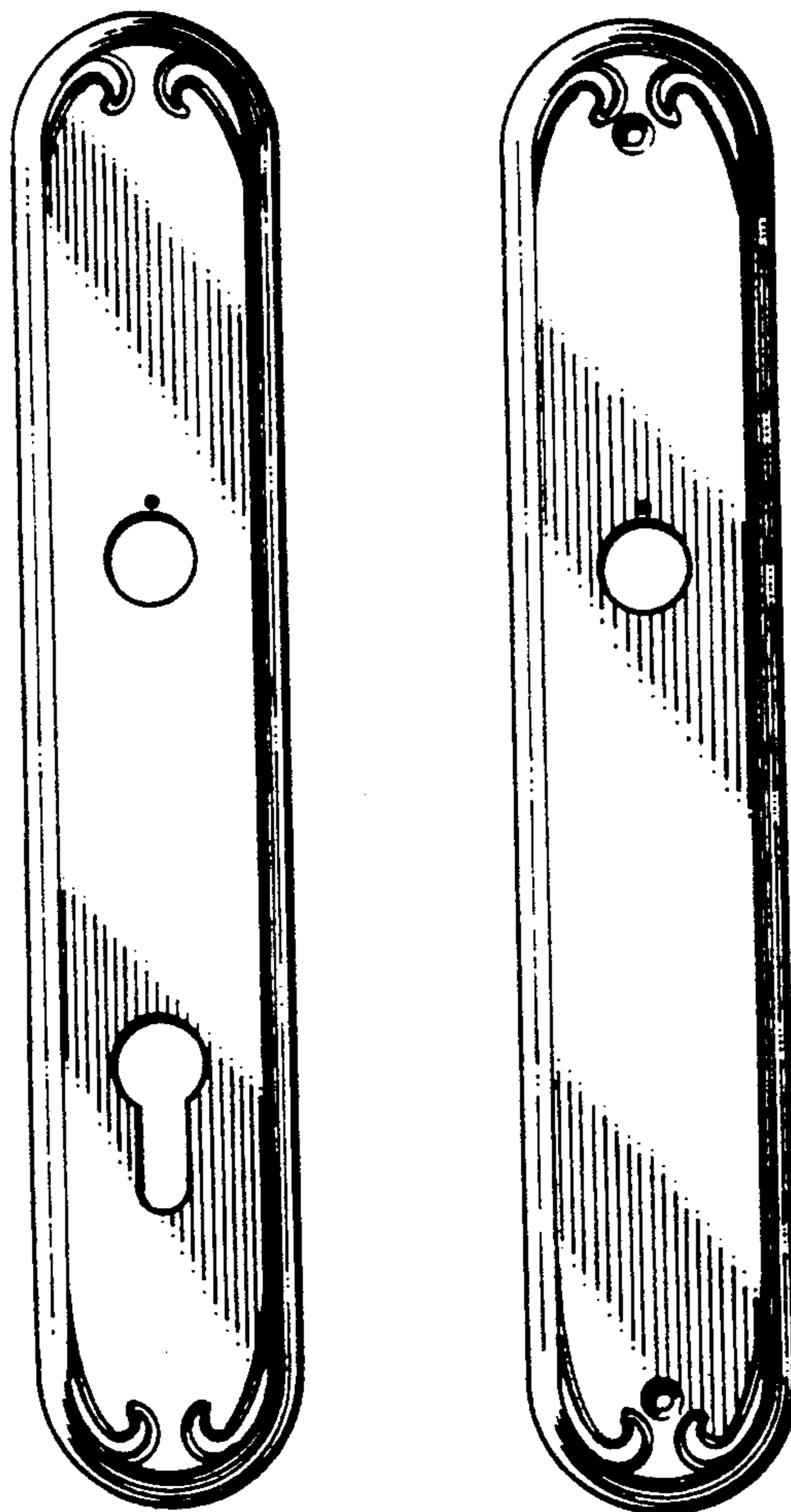
*Primary Examiner*—B. J. Bullock  
*Attorney, Agent, or Firm*—Hovey, Williams, Timmons & Collins

[57] **CLAIM**

The ornamental design for a door plate, as shown and described.

**DESCRIPTION**

FIG. 1 is a front elevation of a door plate showing my new design, the rear being unornamented;  
FIG. 2 is a right side elevation thereof, the left side being a mirror image;  
FIG. 3 is a bottom plan view thereof, the top being a mirror image;  
FIG. 4 is a front elevation of a second embodiment of the design of FIG. 1, the rear being unornamented;  
FIG. 5 is a right side elevation of FIG. 4, the left side being a mirror image; and,  
FIG. 6 is a bottom plan view of FIG. 4, the top being a mirror image.






FIG. 1




FIG. 2




FIG. 4



FIG. 5



FIG. 3




FIG. 6