



US00D326771S

United States Patent [19]

Bukovac

[11] **Patent Number: Des. 326,771**

[45] **Date of Patent: ** Jun. 9, 1992**

[54] **VENTILATED GOLF CLUB HOLDER**
[76] **Inventor: John P. Bukovac, 128 Pershing Cir., Latrobe, Pa. 15650**

3,164,393 1/1965 Upham D21/223
3,985,229 10/1976 Maki 206/315.6

[**] **Term: 14 Years**

[21] **Appl. No.: 396,001**

[22] **Filed: Aug. 21, 1989**

[52] **U.S. Cl. D3/37; D21/223**

[58] **Field of Search D21/222, 223; D3/37; 150/159, 160; 273/81 R, 81 B, 81 C, 81 D, 81.4, 81.5, 81.6, 32 E; 206/315.6, 315.3**

OTHER PUBLICATIONS

Montgomery Ward, 1974, Fall & Winter, p. 847, bottom right, item No. 31, Drain Pipe.

Primary Examiner—Melvin B. Feifer
Attorney, Agent, or Firm—William J. Ruano

[57] CLAIM

The ornamental design for a ventilated golf club holder, as shown and described.

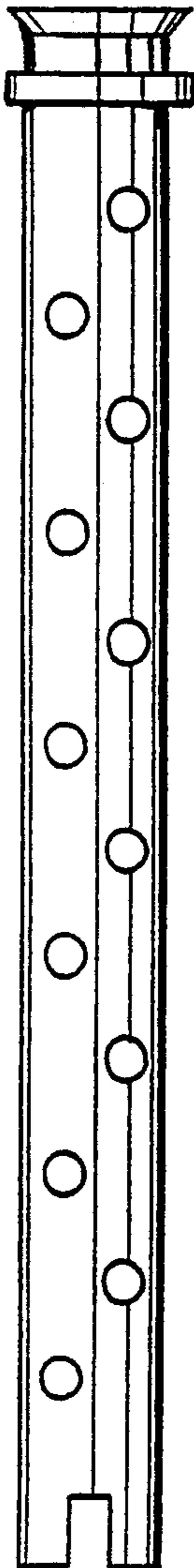
[56] References Cited

U.S. PATENT DOCUMENTS

D. 30,708 5/1899 Griffith D21/222
1,435,088 11/1922 Smith 273/81.6
3,164,185 1/1965 Ingoldt 206/315.6

DESCRIPTION

FIG. 1 is an elevational view of a ventilated golf club holder showing my new design; FIG. 2 is a top view thereof; and, FIG. 3 is a bottom view thereof.



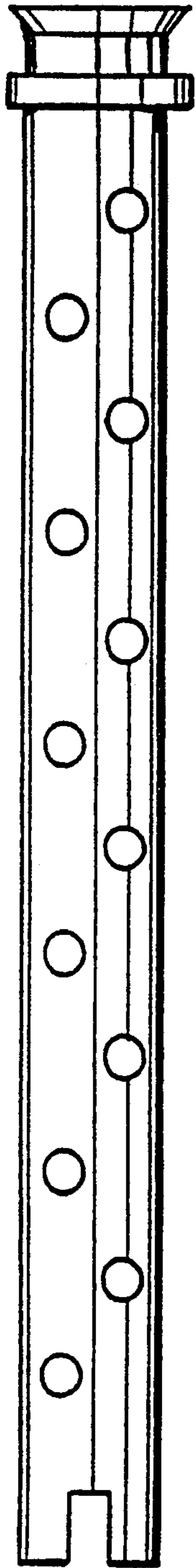


FIG. 1

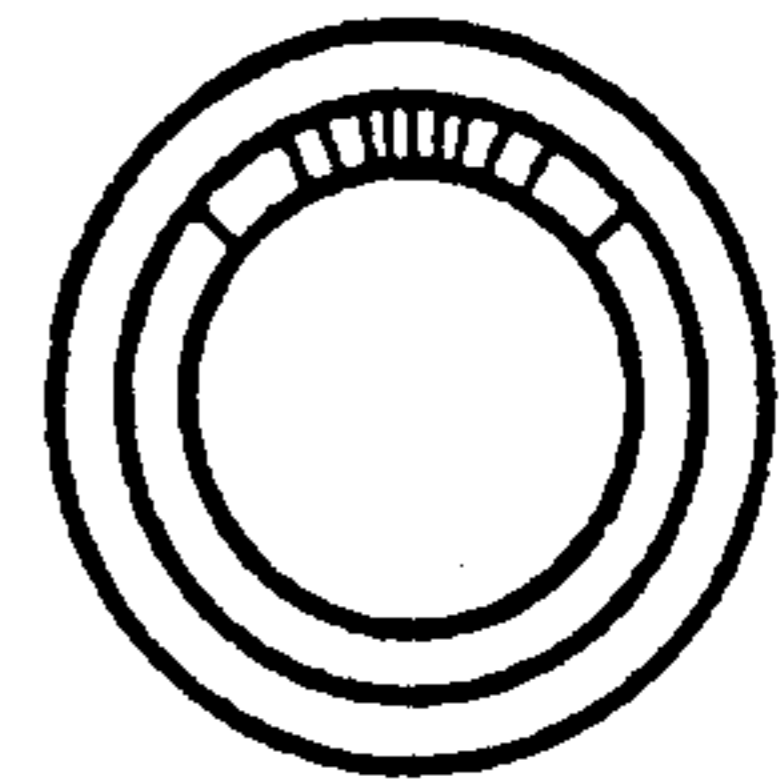


FIG. 2

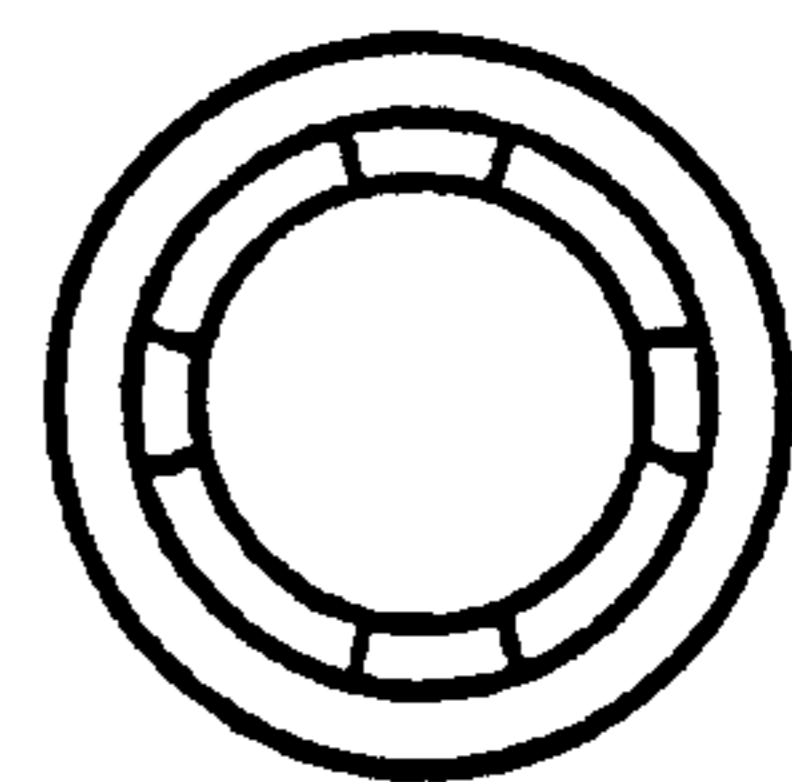


FIG. 3