



US00D326756S

# United States Patent [19]

Milliken

[11] Patent Number: **Des. 326,756**

[45] Date of Patent: **\*\* Jun. 2, 1992**

[54] **SCRIP DISPENSER**

[75] Inventor: **Robert A. Milliken**, Foster City, Calif.

[73] Assignee: **Atlantic Richfield Company**, Los Angeles, Calif.

[\*\*] Term: **14 Years**

[21] Appl. No.: **357,434**

[22] Filed: **May 26, 1989**

[52] U.S. Cl. .... **D99/28**

[58] Field of Search ..... **D99/28; D14/100, 105, D14/102, 106, 115; D20/1, 2, 3, 4, 5, 6; 109/24.1; 235/379, 380; 194/206, 207**

[56] **References Cited**

**U.S. PATENT DOCUMENTS**

- D. 238.429 1/1976 Hermann ..... D99/28
- D. 267.127 11/1982 Noel ..... D99/28
- D. 268.062 2/1983 Chance ..... D99/28

- D. 293.269 12/1987 Prinzhorn ..... D99/28
- 3,996.450 12/1976 Kerkhoff ..... D99/28 X
- 4,253.016 2/1981 Hirose ..... 194/207
- 4,312.277 1/1982 Graef et al. .... 109/24.1
- 4,450.978 5/1984 Graef et al. .... 194/206


*Primary Examiner*—Nelson C. Holtje  
*Assistant Examiner*—J. H. Musgrove  
*Attorney, Agent, or Firm*—Billy A. Robbins

[57] **CLAIM**

The design of a scrip dispenser, as shown and described.

**DESCRIPTION**

FIG. 1 is a perspective view showing the left side and front of my scrip dispenser;  
 FIG. 2 is a front elevational view thereof;  
 FIG. 3 is a left side view thereof;  
 FIG. 4 is a bottom plan view thereof;  
 FIG. 5 is a right side view thereof;  
 FIG. 6 is a rear elevational view thereof; and,  
 FIG. 7 is a top plan view thereof.






FIG. 1




FIG. 3

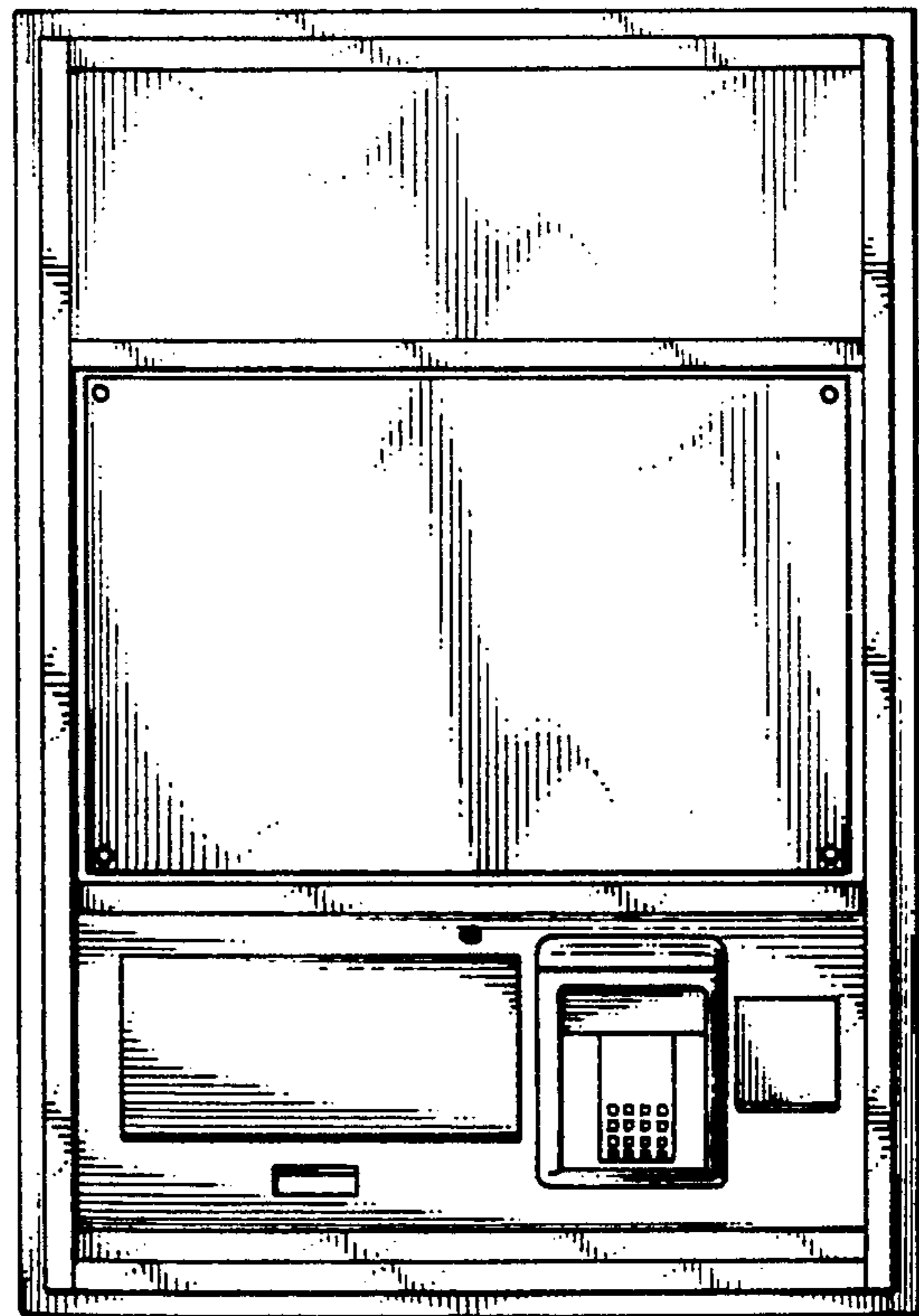


FIG. 2

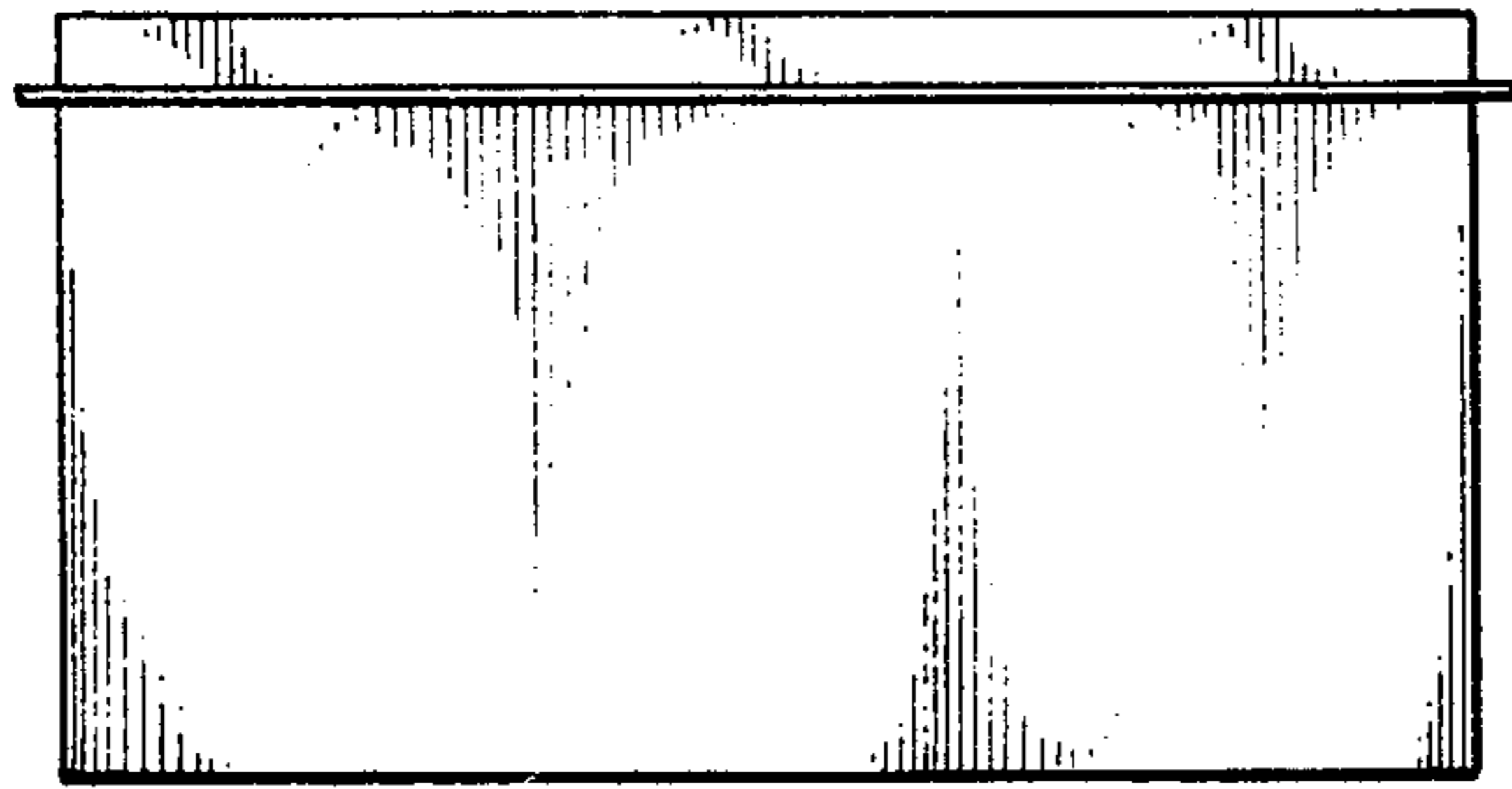


FIG. 4

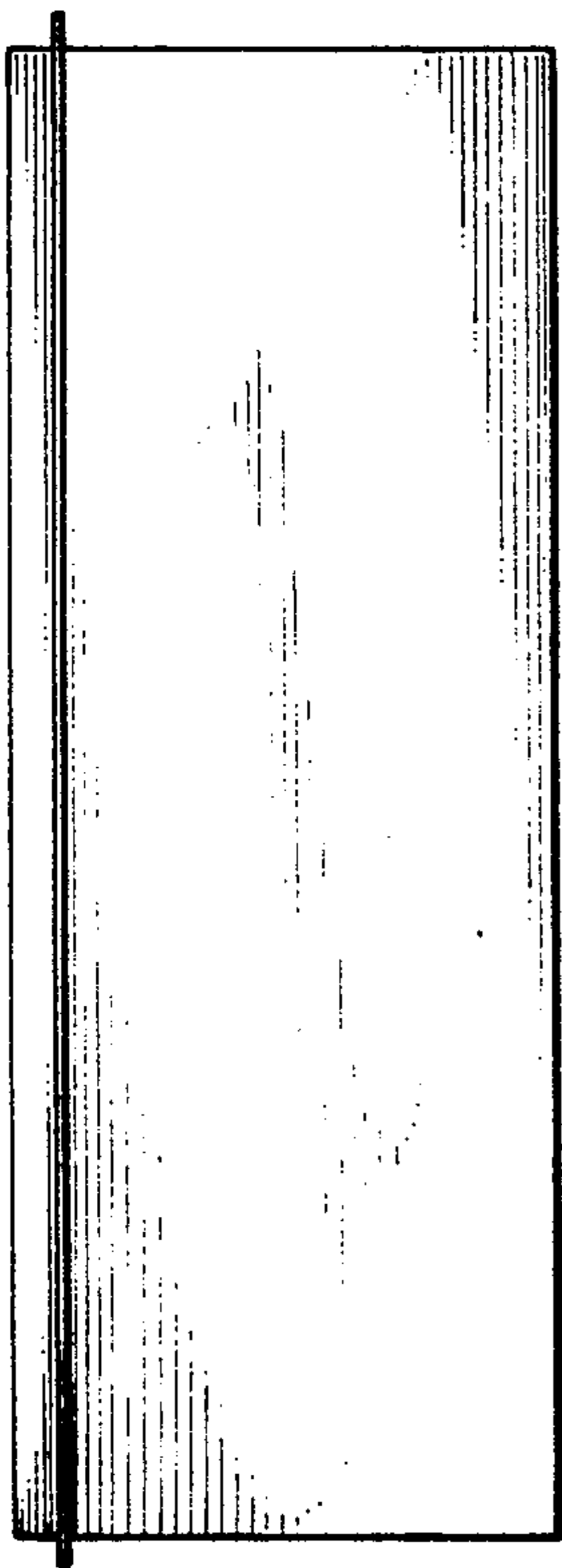


FIG. 5




FIG. 6

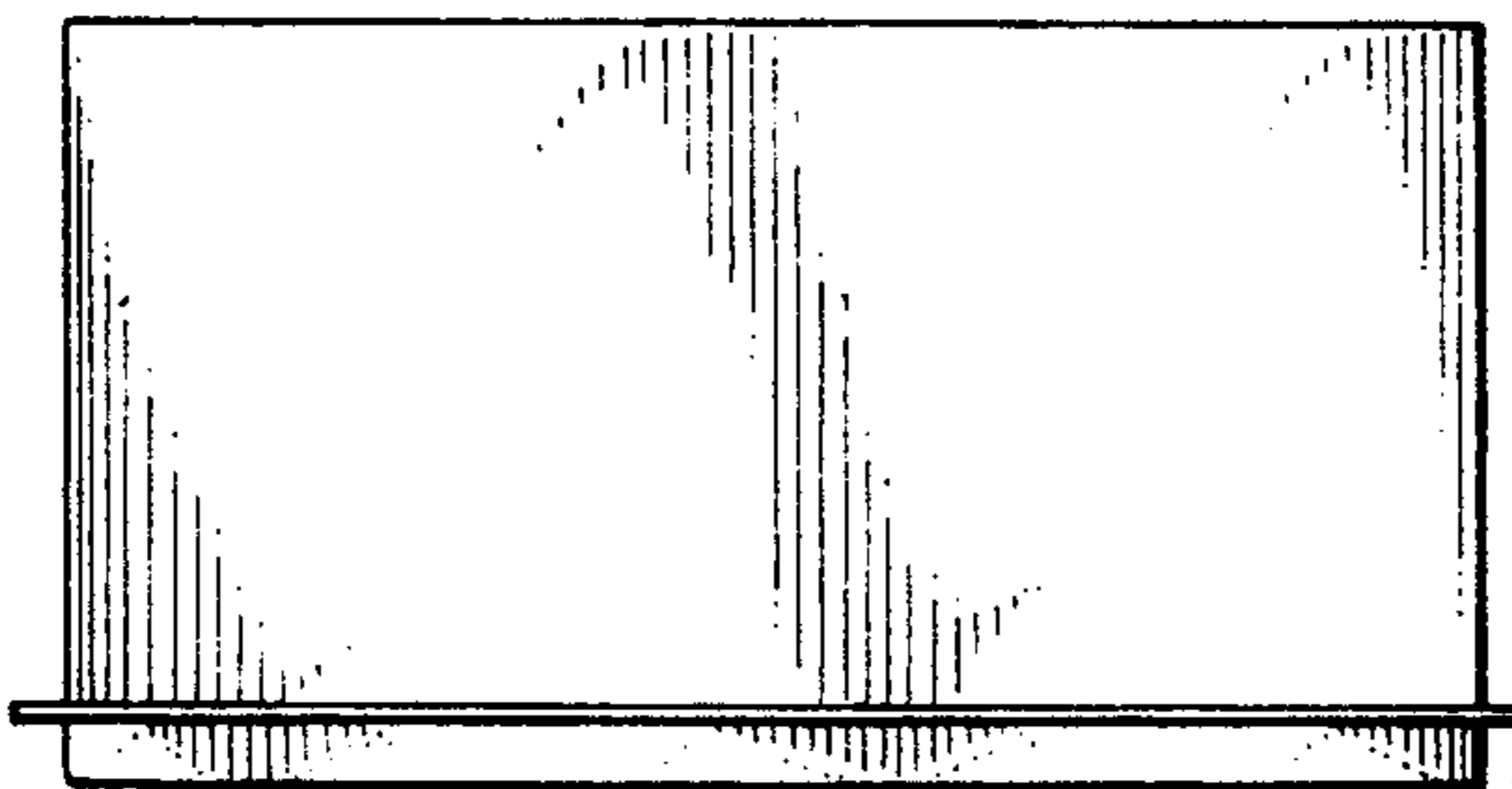


FIG. 7