



US00D326750S

# United States Patent [19]

[11] Patent Number: **Des. 326,750**

**Druzek**

[45] Date of Patent: **\*\* Jun. 2, 1992**

[54] METAL SINK MAT

D. 205,716	9/1966	Christoffersen	.....	D7/409
D. 239,245	3/1976	Fletcher	.....	D32/57
D. 263,919	4/1982	Anderson, Jr.	.....	D7/388
D. 269,321	6/1983	Zannini	.....	D7/388

[76] Inventor: **Michael Druzek**, 914 Union St.,  
Westfield, N.J. 07090

[\*\*] Term: **14 Years**

*Primary Examiner*—Wallace R. Burke  
*Assistant Examiner*—Lavone D. Tabor  
*Attorney, Agent, or Firm*—Leon Gilden

[21] Appl. No.: **377,299**

[57] **CLAIM**

[22] Filed: **Jul. 10, 1989**

The ornamental design for a metal sink mat, as shown and described.

[52] U.S. Cl. .... **D32/57; D7/388; D7/409**

[58] Field of Search ..... **D7/388. 409; D32/55-57; 4/637, 656; 108/16; 126/137 R, 137 A**


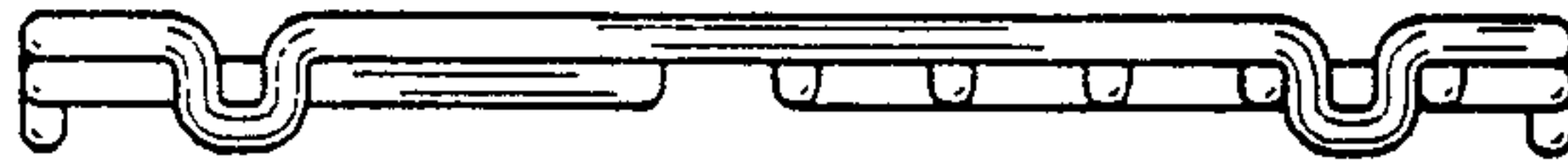
**DESCRIPTION**

FIG. 1 is a front elevational view of a metal sink mat showing my new design;  
FIG. 2 is a rear elevational view thereof;  
FIG. 3 is a left side elevational view thereof;  
FIG. 4 is a right side elevational view thereof;  
FIG. 5 is a top plan view thereof; and,  
FIG. 6 is a bottom plan view thereof.

[56] **References Cited**

**U.S. PATENT DOCUMENTS**

D. 133,311	8/1942	Tinney	.....	D32/55
D. 186,708	11/1959	Bliss	.....	D32/57




*FIG. 1*



*FIG. 2*



*FIG. 3*



*FIG. 4*

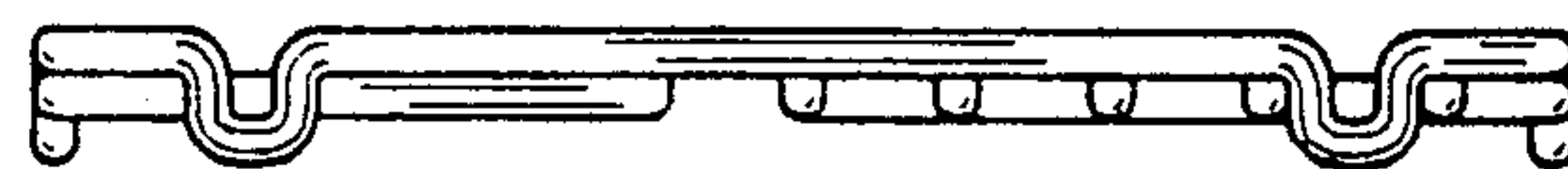


FIG. 5




FIG. 6

