



US00D326736S

**United States Patent** [19]  
**Oord**

[11] **Patent Number: Des. 326,736**

[45] **Date of Patent: \*\* Jun. 2, 1992**

[54] **DRY SHAVER**

[75] **Inventor: Klaas T. Oord, Drachten, Netherlands**

[73] **Assignee: U.S. Philips Corporation, New York, N.Y.**

[\*\*] **Term: 14 Years**

[21] **Appl. No.: 551,835**

[22] **Filed: Jul. 10, 1990**

[30] **Foreign Application Priority Data**

Jan. 18, 1990 [WO] World Int. Prop. O. ... DM/ 016.587

[52] **U.S. Cl. .... D28/50**

[58] **Field of Search .... D28/44, 49-54; 30/32, 34.05, 34.8, 34.2, 41, 42, 43, 43.1-43.92, 44, 45, 85-90**

[56] **References Cited**

**U.S. PATENT DOCUMENTS**

- D. 250,212 11/1978 Takagi et al. .... D28/50
- D. 279,723 7/1985 Nagelkerke et al. .... D28/50
- D. 291,496 8/1987 Oord ..... D28/50
- D. 306,778 3/1990 Meelen ..... D28/50
- D. 311,973 11/1990 Izumi ..... D28/50

*Primary Examiner*—Bernard Ansher  
*Assistant Examiner*—C. Tuttle  
*Attorney, Agent, or Firm*—Jack E. Haken

[57] **CLAIM**

The ornamental design for a dry shaver, as shown.

**DESCRIPTION**

FIG. 1 is a perspective view of a dry shaver showing my new design;

FIG. 2 is a front elevational view thereof;


FIG. 3 is a rear elevational view thereof;


FIG. 4 is a right side elevational view thereof;

FIG. 5 is a left side elevational view thereof;


FIG. 6 is a top plan view thereof; and,

FIG. 7 is a bottom plan view thereof.







**FIG. 1**



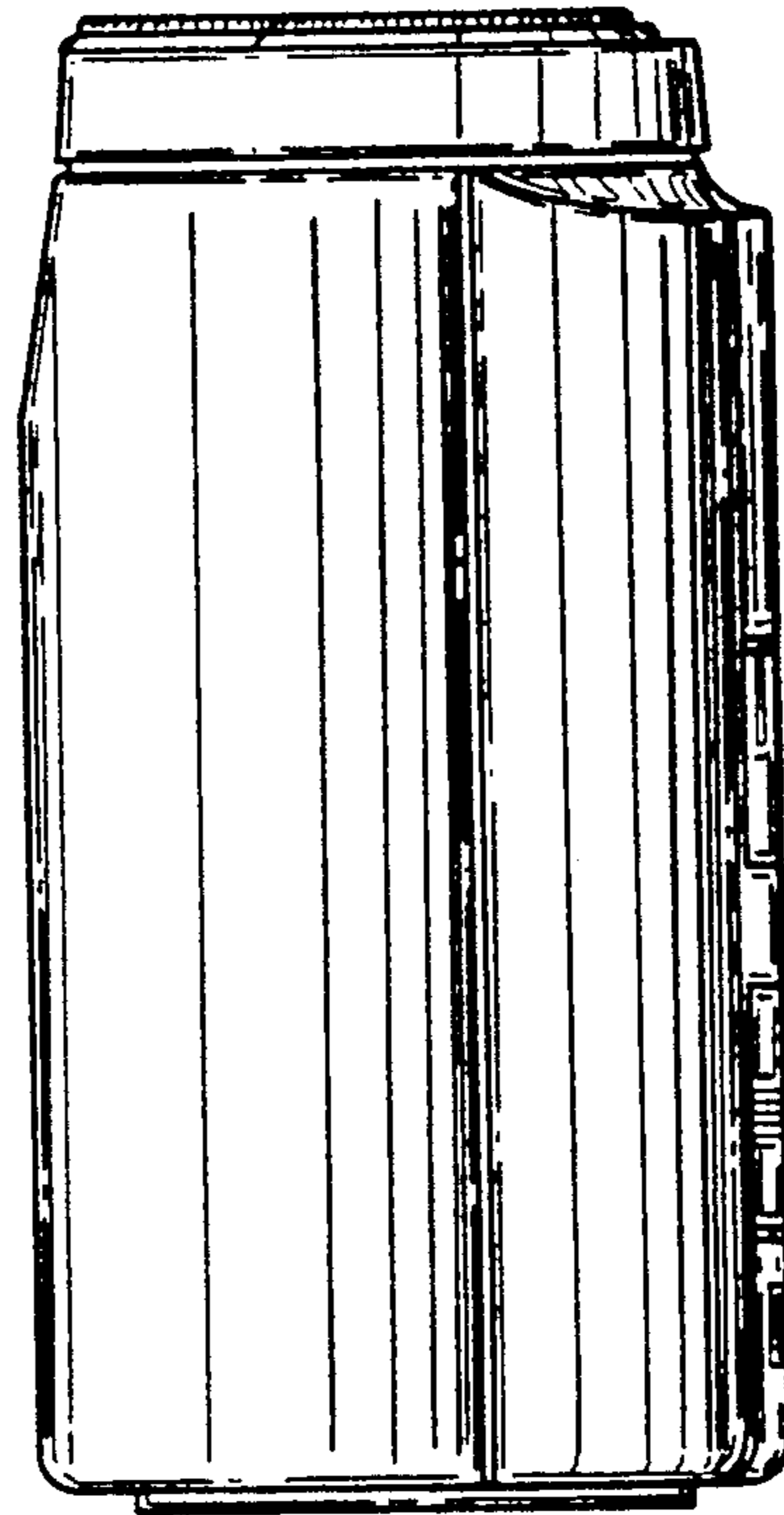
**FIG. 2**




**FIG. 3**




**FIG. 4**



**FIG. 5**



**FIG. 6**



**FIG. 7**