



US00D326726S

United States Patent [19]

[11] Patent Number: **Des. 326,726**

Swain, Jr.

[45] Date of Patent: **** Jun. 2, 1992**

[54] **COMBINED NIGHT LIGHT AND ALARM CLOCK**

2.245.686 6/1941 Kollath 362/344

[76] Inventor: **Ivan D. Swain, Jr., 174 Sinclair Street, Winnipeg, Manitoba, Canada, R2X 1X2**

FOREIGN PATENT DOCUMENTS

229601 2/1963 Austria 362/87

[**] Term: **14 Years**

OTHER PUBLICATIONS

Progress Lighting Catalog, ©1980, p. 105, Hanging Lamp, D 4058-30.

[21] Appl. No.: **306,038**

Primary Examiner—Susan J Lucas

[22] Filed: **Feb. 3, 1989**

Attorney, Agent, or Firm—Murray E. Thrift; Stanley G. Ade; Adrian D. Battison

[52] U.S. Cl. **D26/54; D26/85**

[58] Field of Search **D26/24, 26, 54, 119, D26/128-137, 72, 80-92; 362/226, 86, 87, 396, 341, 345, 346, 347, 350, 351, 355, 354, 367, 153.1, 404-408, 432; D30/114, 115, 116, 117; D10/5**

[57] CLAIM

The ornamental design for a combined night light and alarm clock, as shown and described.

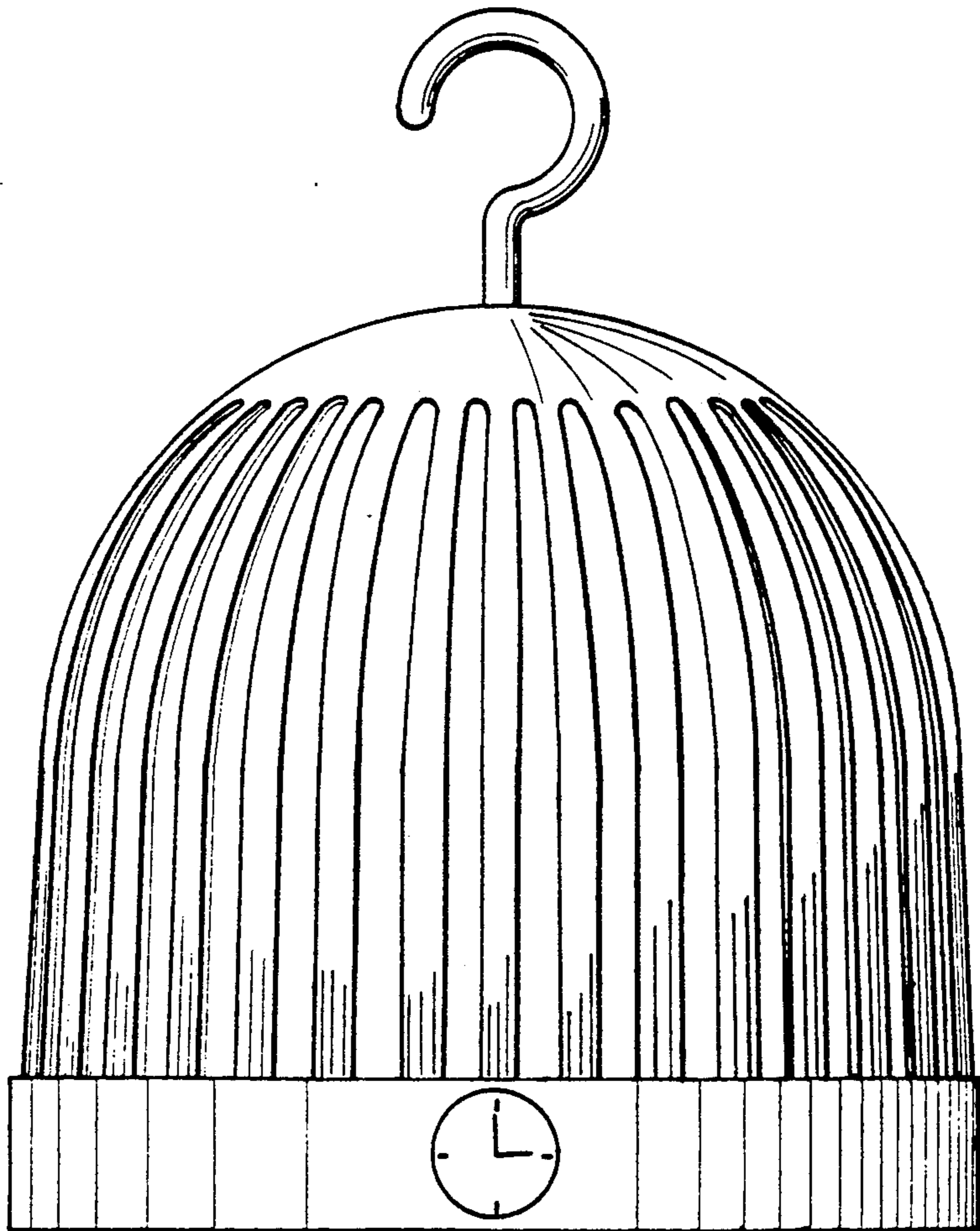
[56] References Cited

U.S. PATENT DOCUMENTS

- D. 75,296 5/1928 Straus D26/54
- D. 178,807 9/1956 Powell D26/54
- 1,149,237 8/1915 White 362/344
- 1,425,139 8/1922 Rumsey 362/153.1

DESCRIPTION

FIG. 1 is a front elevational view of a combined night light and alarm clock showing my new design;
 FIG. 2 is a top plan view thereof;
 FIG. 3 is a rear elevational view thereof;
 FIG. 4 is a right side elevational view thereof;
 FIG. 5 is a left side elevational view thereof; and,
 FIG. 6 is a bottom plan view thereof.






FIG. 1

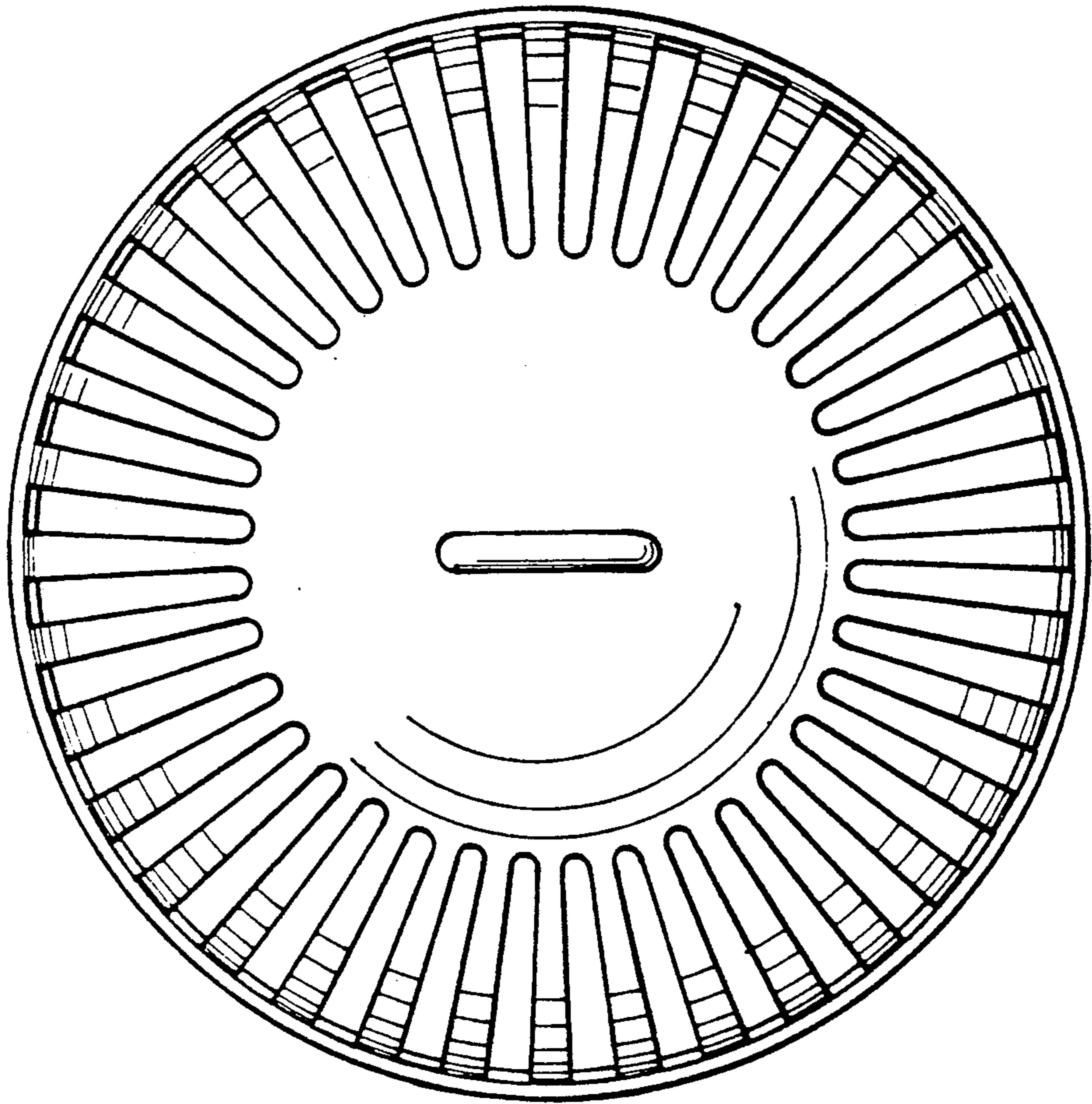


FIG. 2




FIG. 3

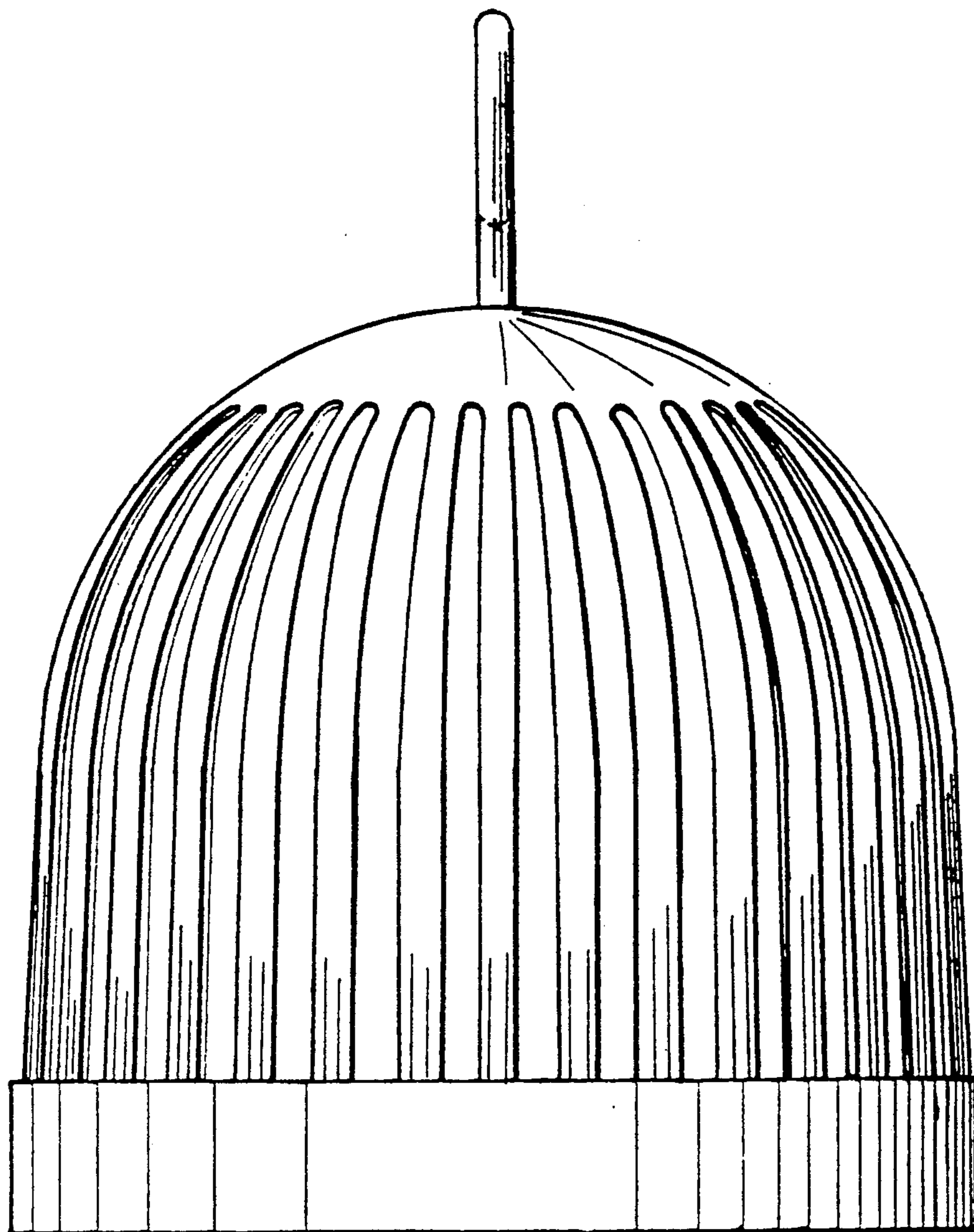


FIG. 4




FIG. 5

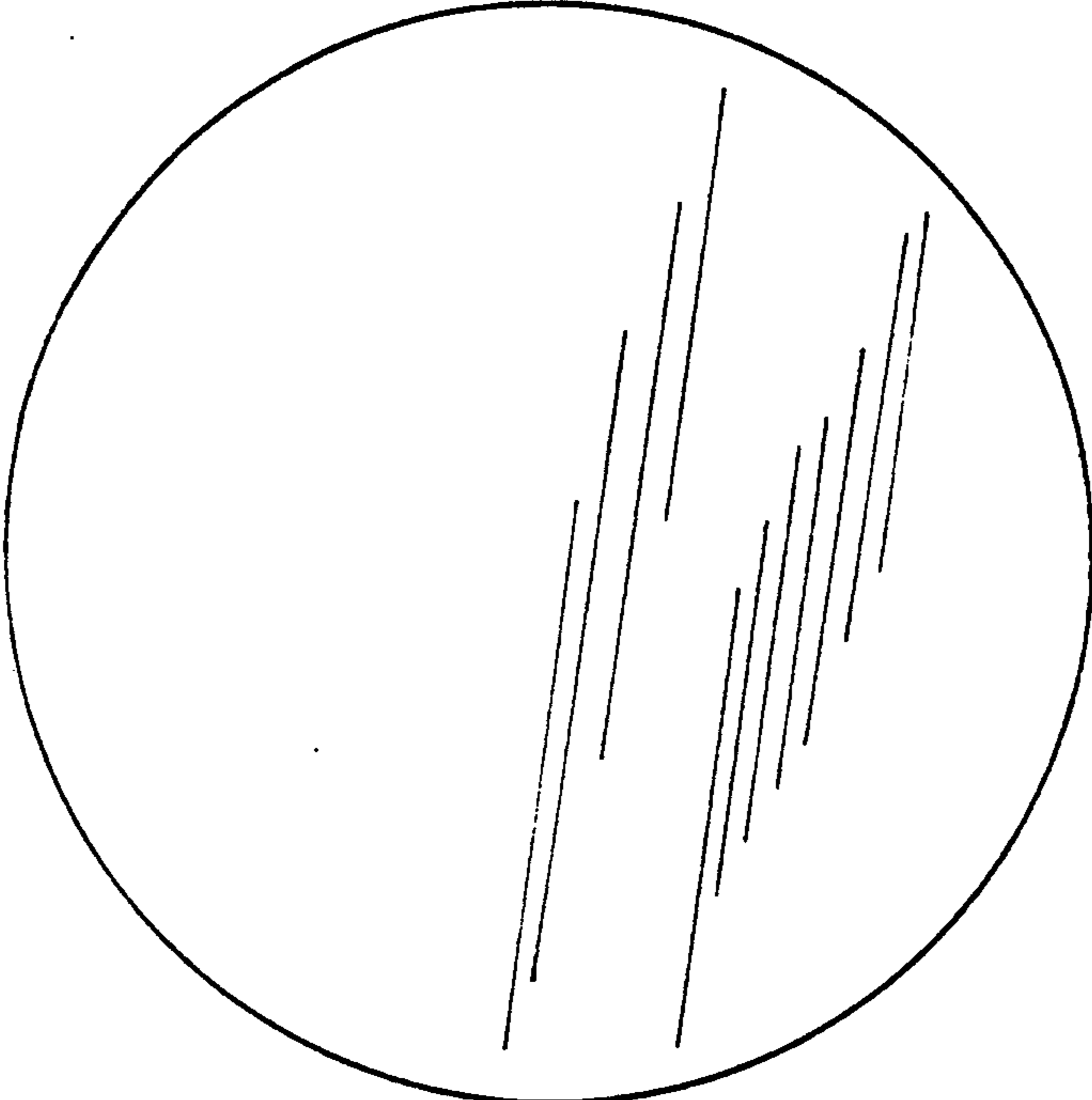


FIG. 6