



US00D326725S

United States Patent [19]

[11] Patent Number: **Des. 326,725**

Bareiss

[45] Date of Patent: **** Jun. 2, 1992**

[54] **PILLAR OR SIMILAR ARTICLE**

[76] Inventor: **Raymond E. Bareiss, 234 Black Horse Pike, Glendora, N.J. 08029**

[**] Term: **14 Years**

[21] Appl. No.: **117,095**

[22] Filed: **Nov. 5, 1987**

[52] U.S. Cl. **D25/126**

[58] Field of Search **D25/38-39, D25/41-51, 126-127, 131-135, 113-114; 256/2, 19, 22, 23, 27, 32, 34-35, 47, 48, 59, 60, 64, DIG. 526; 52/301, 152, 154, 73, 233, 313; 211/148, 182; D21/108, 114; D6/425**

[56] **References Cited**

U.S. PATENT DOCUMENTS

1,269,819 6/1918 Johnson 256/34

FOREIGN PATENT DOCUMENTS

1145366 3/1969 United Kingdom 52/609

OTHER PUBLICATIONS

Franz Zeier Paper Construction ©1974, p. 128 Illustration 288 center column.

Primary Examiner—A. Hugo Word

Assistant Examiner—Doris Clark

[57] **CLAIM**

The ornamental design for a pillar or similar article, as shown and described.

DESCRIPTION

FIG. 1 is a top perspective view of a pillar or similar article showing my new design;
FIG. 2 is a front elevational view thereof;
FIG. 3 is a front, left side perspective view thereof;
FIG. 4 is a left side elevational view thereof;
FIG. 5 is a rear, left side perspective view thereof;
FIG. 6 is a rear elevational view thereof;
FIG. 7 is a rear, right side perspective view thereof;
FIG. 8 is a right side elevational view thereof;
FIG. 9 is a front, right side perspective view thereof;
FIG. 10 is a top plan view thereof; and,
FIG. 11 is a bottom plan view thereof.




FIG. 1




FIG. 2

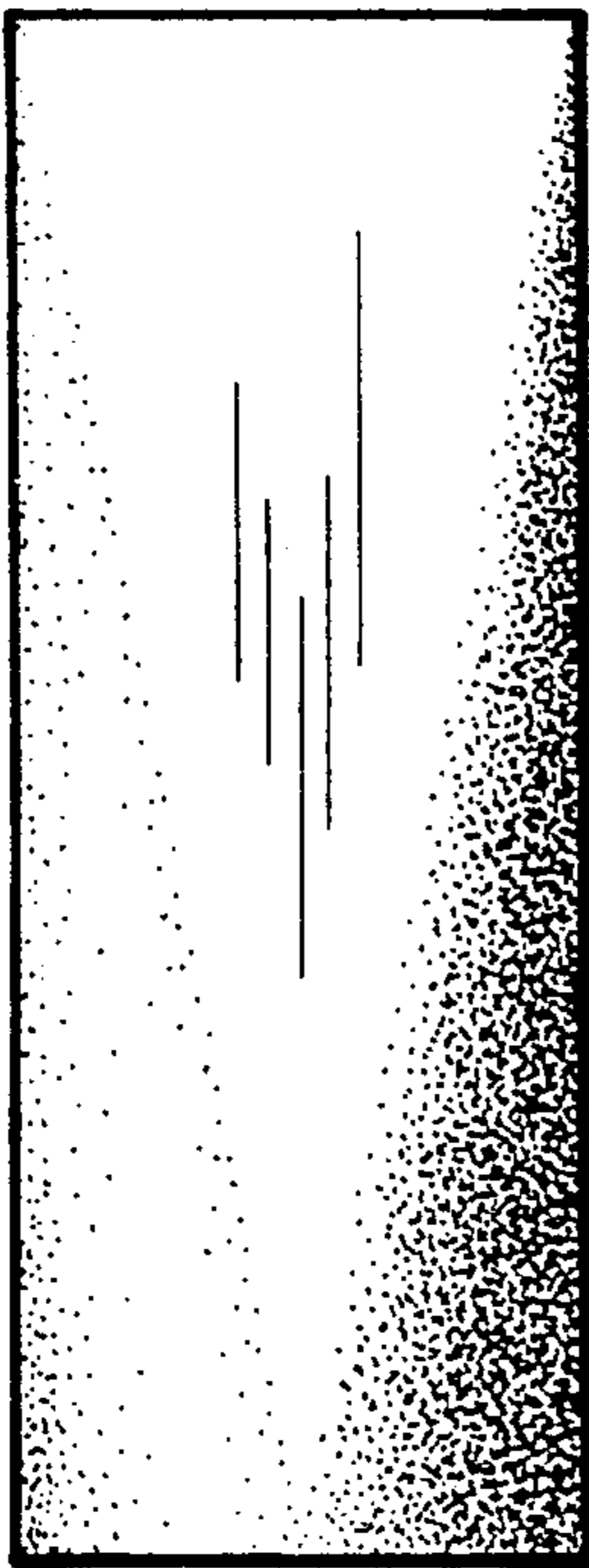


FIG. 3




FIG. 4



FIG. 5

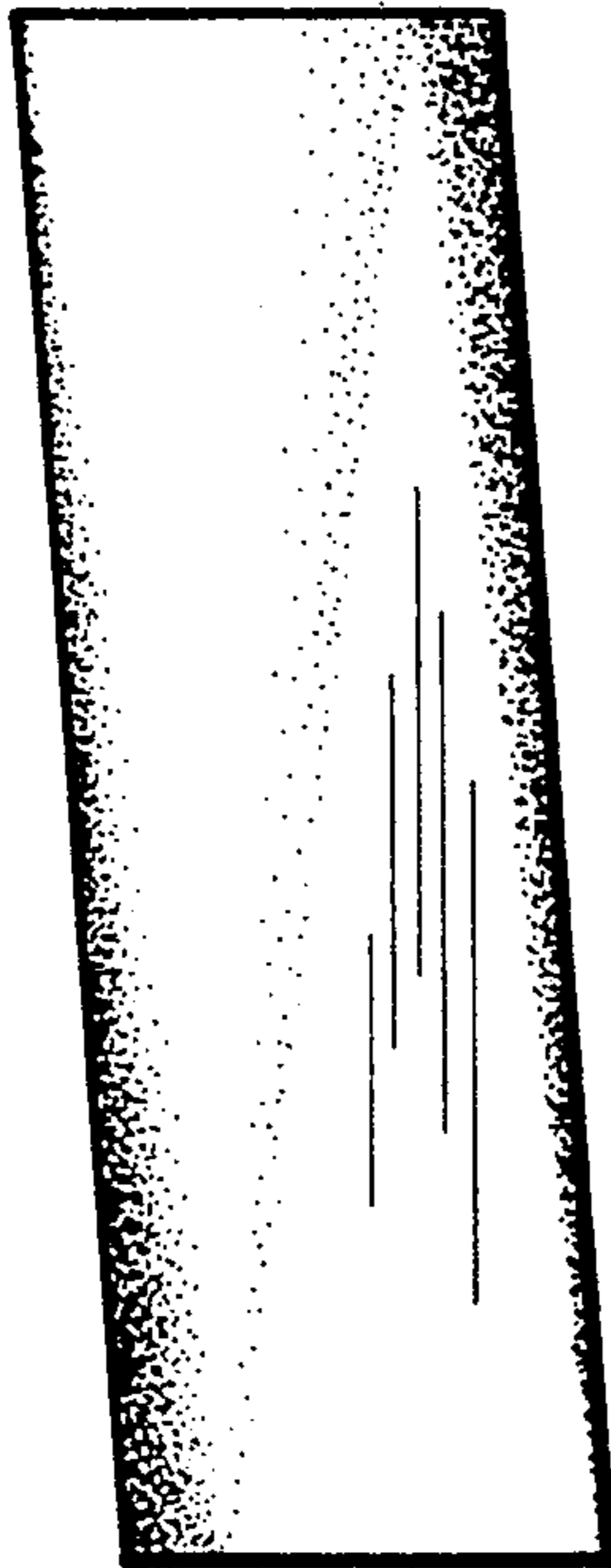


FIG. 6




FIG. 7




FIG. 8



FIG. 9




FIG. 10



FIG. 11

