



US00D326721S

United States Patent [19]

[11] Patent Number: **Des. 326,721**

Ujifusa et al.

[45] Date of Patent: **** Jun. 2, 1992**

[54] **TOOL FOR APPLYING PRESSURE TO PARTS OF THE HUMAN BACK AND NECK**

4,944,747 7/1990 Newth et al. 606/204

[76] Inventors: **Jean Ujifusa**, 1510 Kristianna Cir., Salt Lake City, Utah 84103; **Laurie Stewart**, 2615 E. Commonwealth Ave., Salt Lake City, Utah 84109

Primary Examiner—Stella Reid
Attorney, Agent, or Firm—Mallinckrodt & Mallinckrodt

[**] Term: **14 Years**

[57] **CLAIM**

[21] Appl. No.: **441,052**

The ornamental design for a tool for applying pressure to parts of the human back and neck, as shown and described.

[22] Filed: **Nov. 22, 1989**

DESCRIPTION

[52] U.S. Cl. **D24/211; D24/200; D24/214**

FIG. 1 is a side elevational view of a tool for applying pressure to parts of the human back and neck showing our new design, the opposite side being a mirror image thereof;

[58] **Field of Search** D24/211, 212, 213, 214, D24/200; 128/64, 60, 62 R, 24.2, 36, 32, 380

FIG. 2 is a side elevational view thereof looking from the left in FIG. 1;

[56] **References Cited**

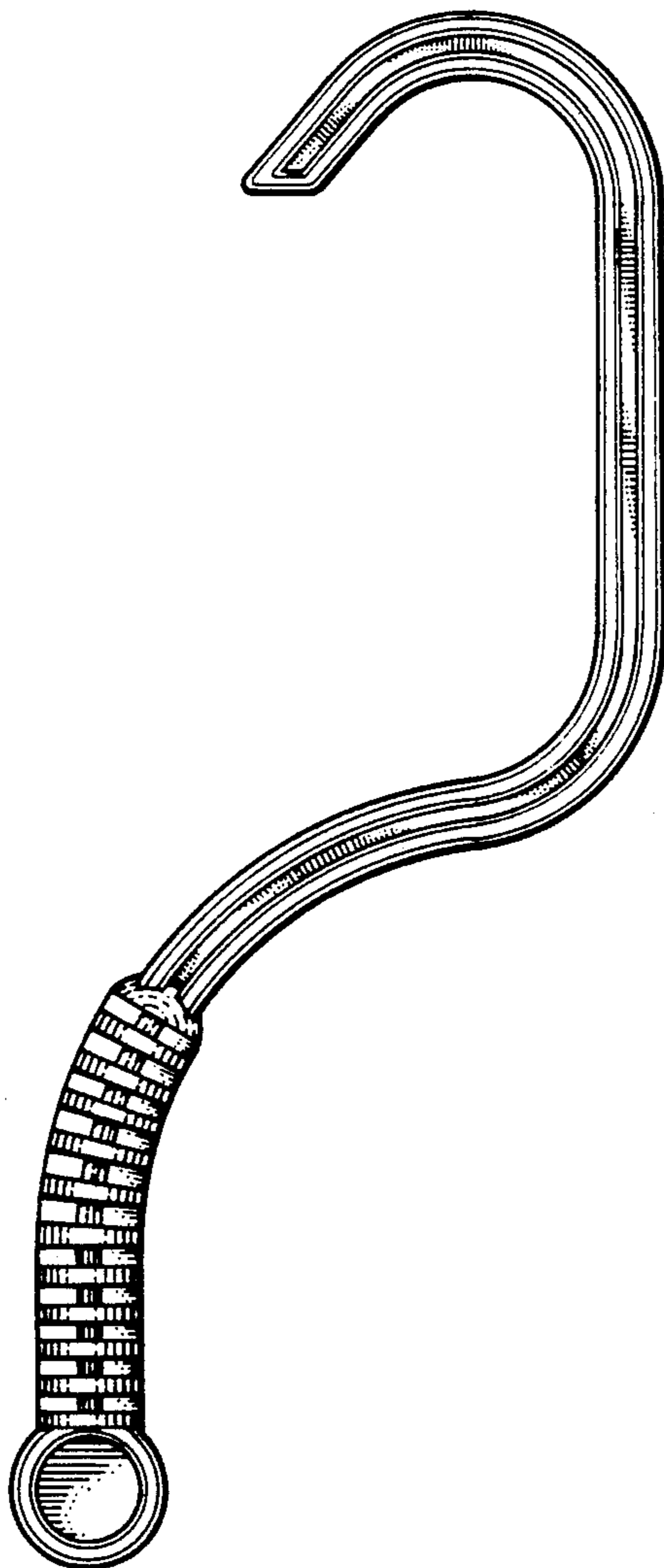
U.S. PATENT DOCUMENTS

4,493,315 1/1985 Iwahashi D24/211 X
4,520,798 6/1985 Lewis D24/211 X

FIG. 3 is a side elevational view thereof looking from the right in FIG. 1;

FIG. 4 is a top plan view thereof; and,

FIG. 5 is a bottom plan view thereof.



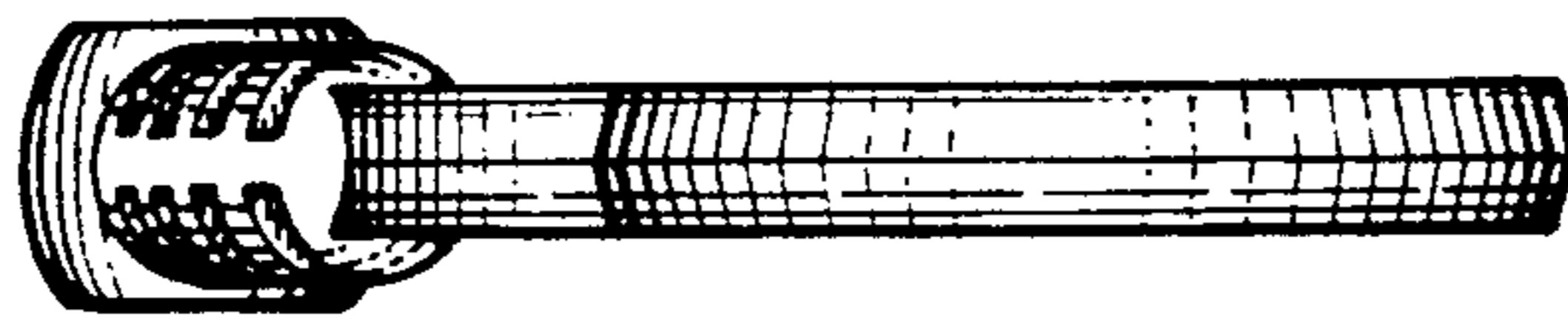


FIG. 4

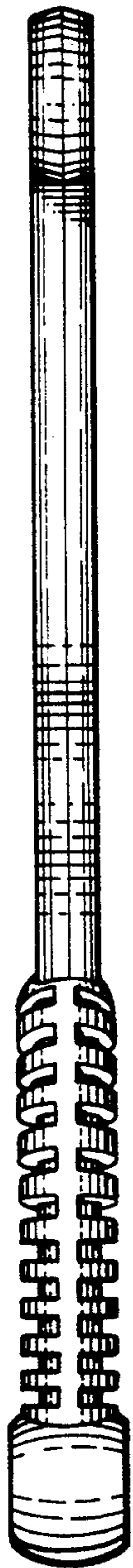


FIG. 2

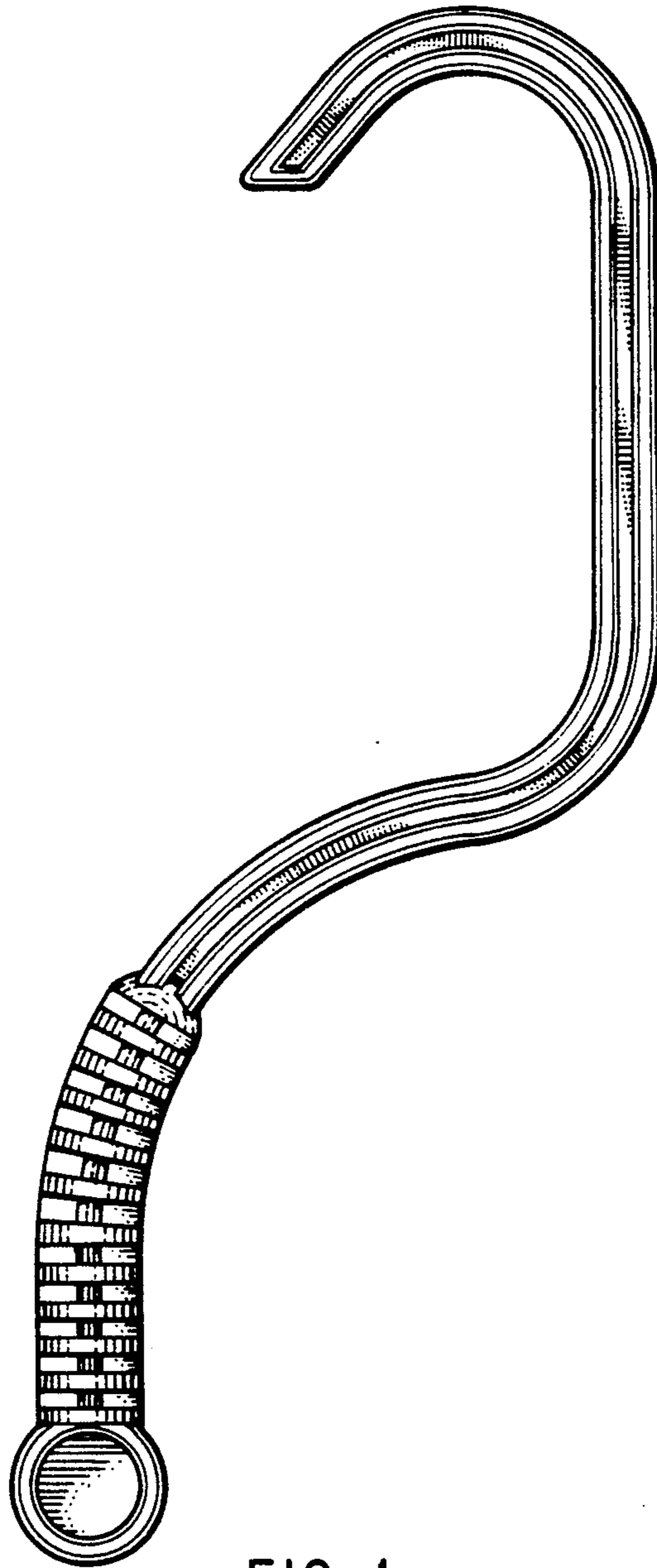


FIG. 1

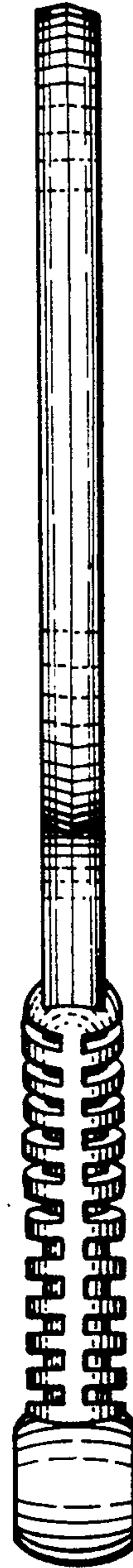


FIG. 3




FIG. 5