



US00D326708S

United States Patent [19]

Williams

[11] Patent Number: **Des. 326,708**

[45] Date of Patent: **** Jun. 2, 1992**

[54] FAUCET

[76] Inventor: **Richard T. Williams, P.O. Box 39, Uwchland, Pa. 19480**

[**] Term: **14 Years**

[21] Appl. No.: **510,816**

[22] Filed: **Apr. 18, 1990**

[52] U.S. Cl. **D23/238**

[58] Field of Search **D23/238-243; 4/191, 192; 137/216, 359, 801**

[56] **References Cited**

U.S. PATENT DOCUMENTS

D. 175,660	9/1955	Welch	D23/238 X
D. 243,240	2/1977	Dreibelbis	D23/241
D. 254,801	4/1980	Santi	D23/238
D. 255,595	6/1980	Lampo	D23/238
D. 268,608	4/1983	Wilcock	D23/238
D. 299,854	2/1989	Paul	D23/252
D. 309,342	7/1990	Nowlin et al.	D23/239
3,620,241	11/1971	Brown	137/216

3,967,638	7/1976	Tondreau	137/216
4,454,891	6/1984	Dreibelbis et al.	137/216
4,635,673	1/1987	Gerdes	137/216
4,771,485	9/1988	Traylor	137/216 X
4,856,121	8/1989	Traylor	137/216 X
4,856,559	8/1989	Lipshultz	137/801
4,998,555	3/1991	Barhydt, Sr. et al.	137/359

Primary Examiner—James R. Largen

Attorney, Agent, or Firm—John F. A. Earley; John F. A. Earley, III

[57] CLAIM

The ornamental design for a faucet, as shown.

DESCRIPTION

FIG. 1 is a left side elevational view of a faucet showing my new design;

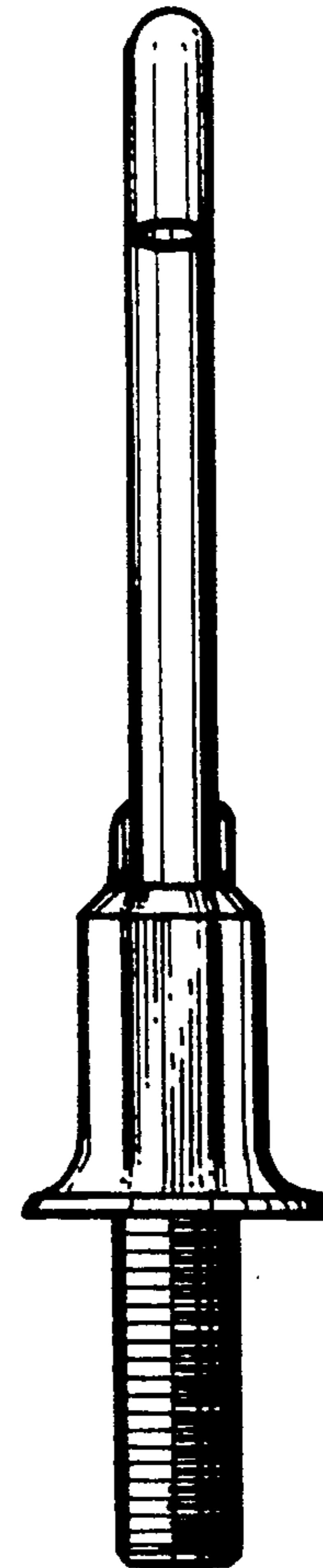
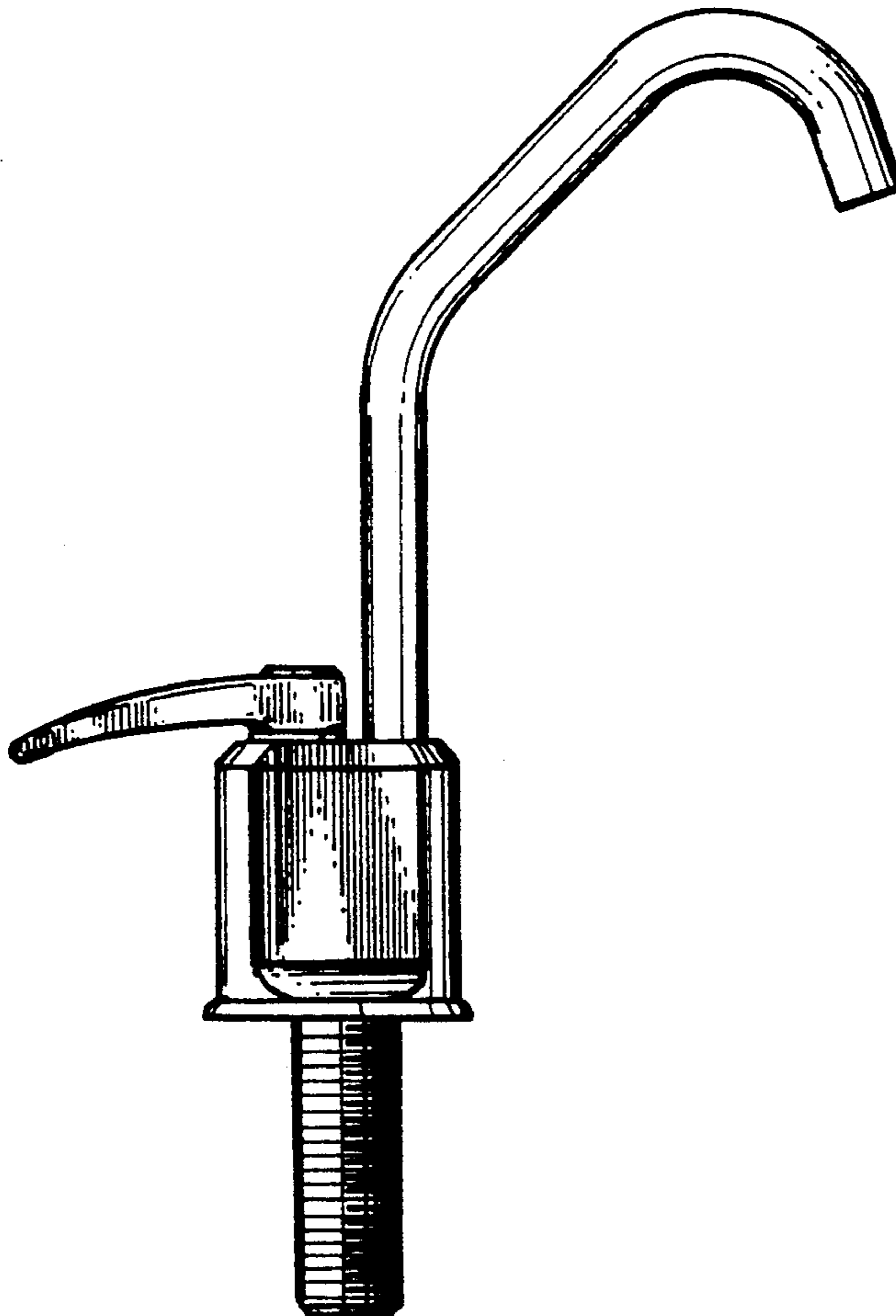
FIG. 2 is a front elevational view thereof;

FIG. 3 is a top plan view thereof;

FIG. 4 is a right side elevational view thereof;

FIG. 5 is a rear elevational view thereof; and,

FIG. 6 is a bottom plan view thereof.



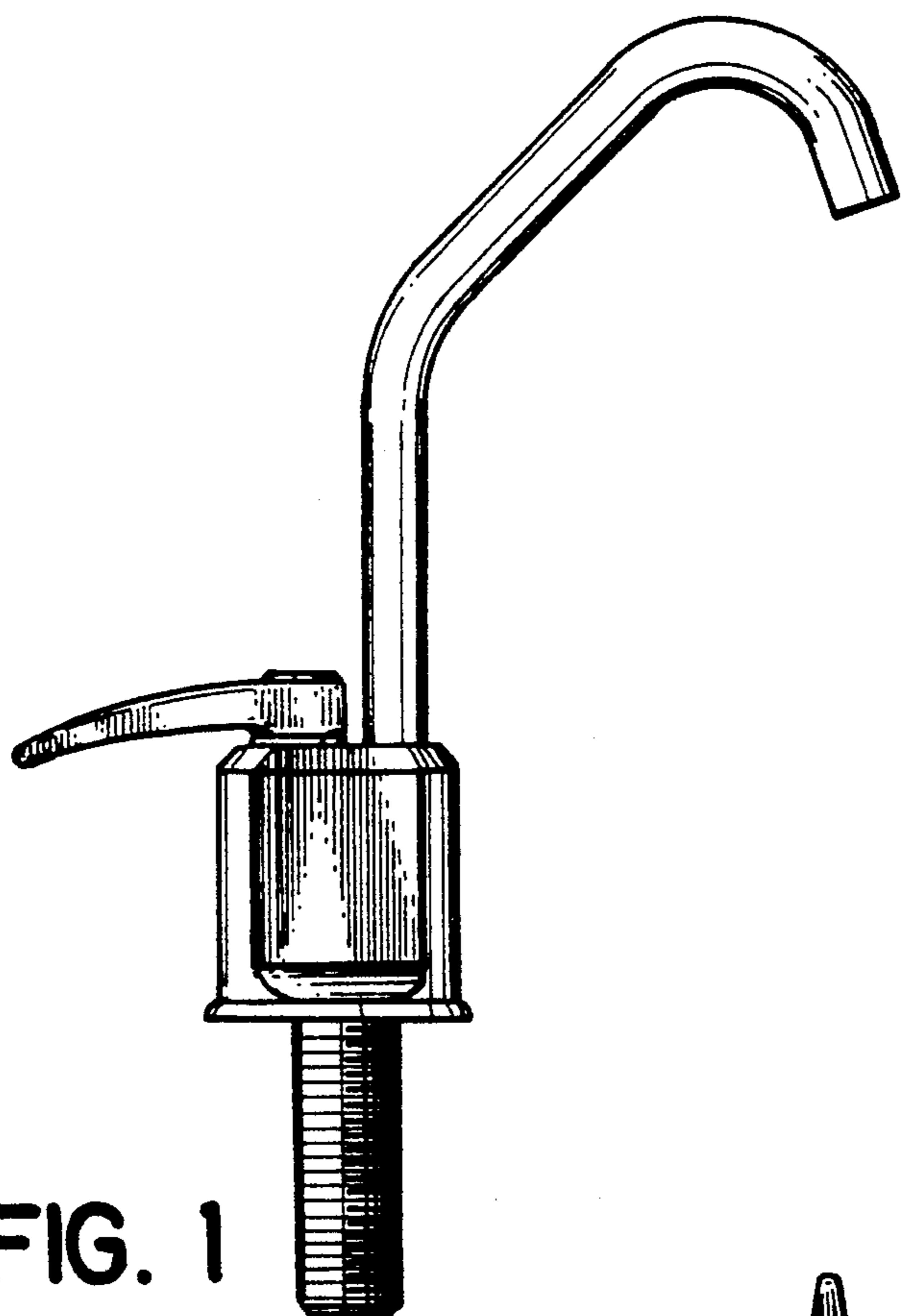


FIG. 1

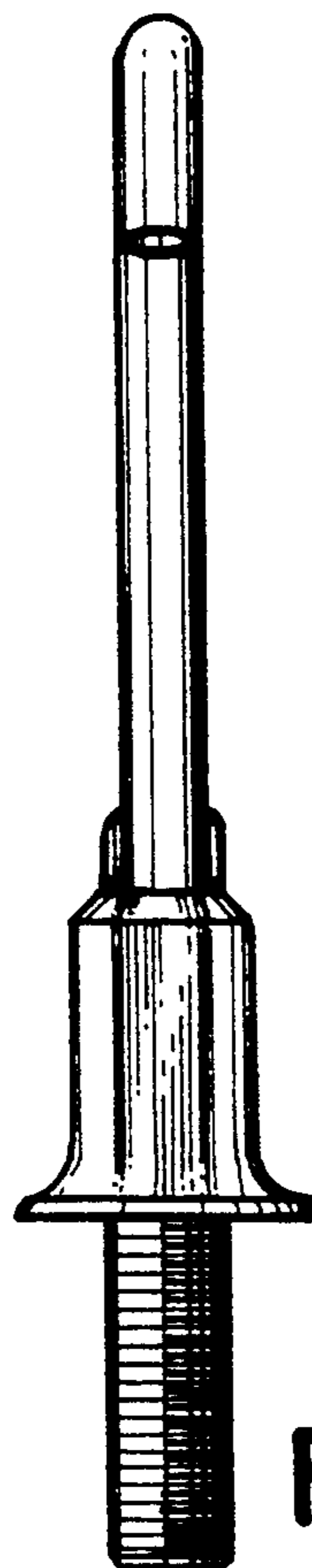


FIG. 2




FIG. 3

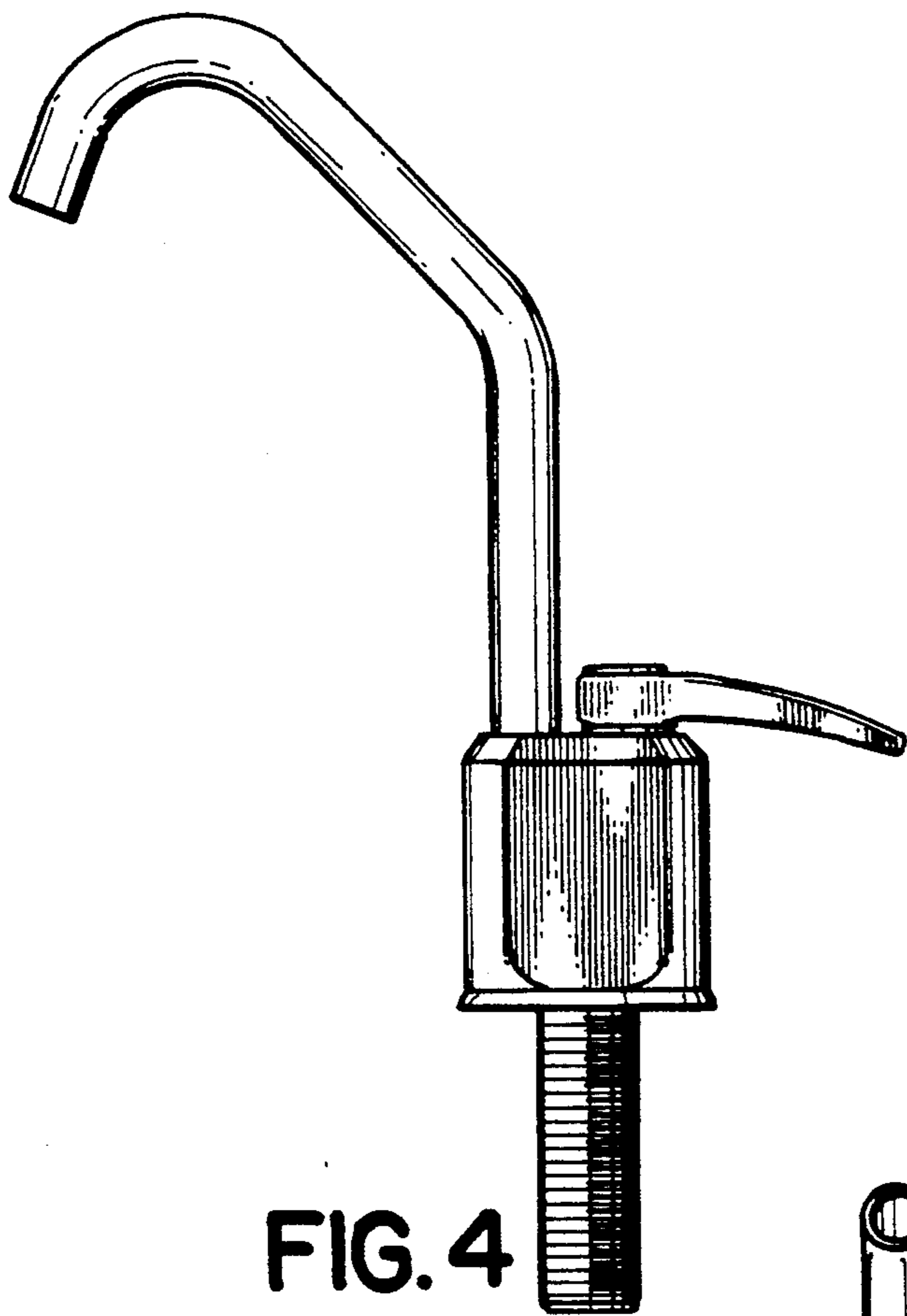


FIG. 4




FIG. 5

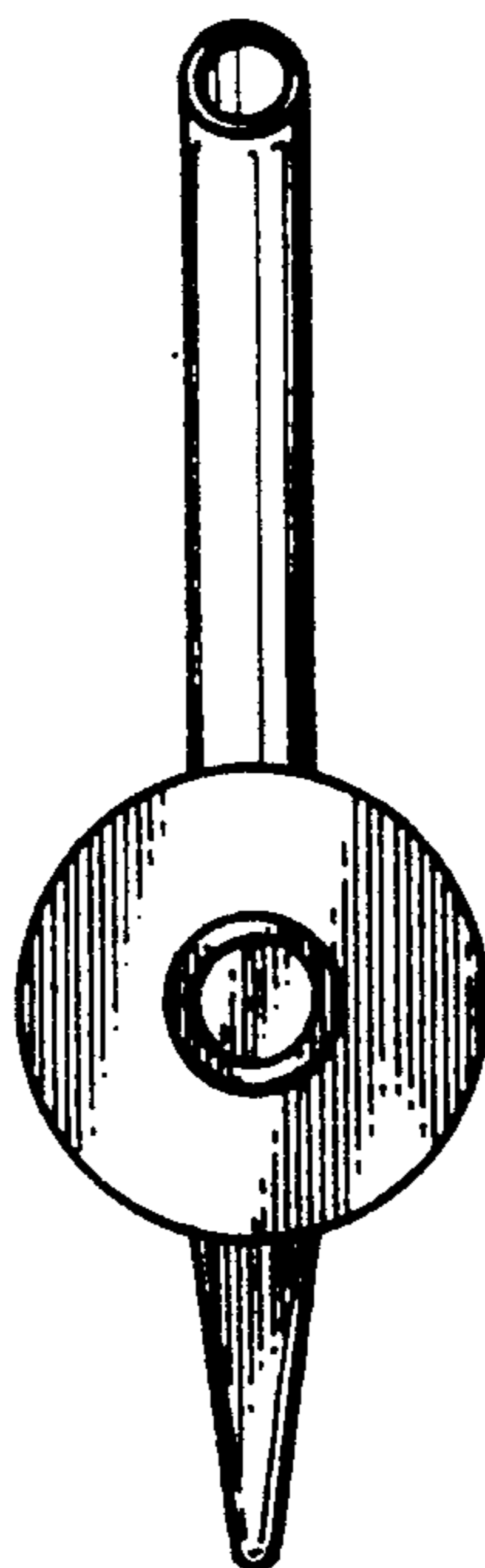


FIG. 6