



US00D326698S

# United States Patent [19]

[11] Patent Number: **Des. 326,698**

Davis

[45] Date of Patent: **\*\* Jun. 2, 1992**

[54] **BADMINTON RACQUET**

4,561.655 12/1985 Mortvedt .

[75] Inventor: **Stephen J. Davis, Yardley, Pa.**

### FOREIGN PATENT DOCUMENTS

[73] Assignee: **Prince Manufacturing, Inc.,  
Lawrenceville, N.J.**

1495578 8/1967 France .  
24062 11/1978 Taiwan .  
1209277 10/1970 United Kingdom .  
2026327 2/1980 United Kingdom .

[\*\*] Term: **14 Years**

[21] Appl. No.: **665,143**

### OTHER PUBLICATIONS

[22] Filed: **Mar. 4, 1991**

Page 78, Jul. 1980, Tennis Magazine (Fischer Superform Mid.).

### Related U.S. Application Data

*Primary Examiner—Melvin B. Feifer  
Attorney, Agent, or Firm—White & Case*

[62] Division of Ser. No. 518.136, May 3, 1990, Pat. No. 5,071,124.

[52] U.S. Cl. .... **D21/212**

### [57] CLAIM

[58] Field of Search ..... **D21/212; 273/73 R, 73 A,  
273/73 C, 73 D, 73 H**

The ornamental design for a badminton racquet, as shown and described.

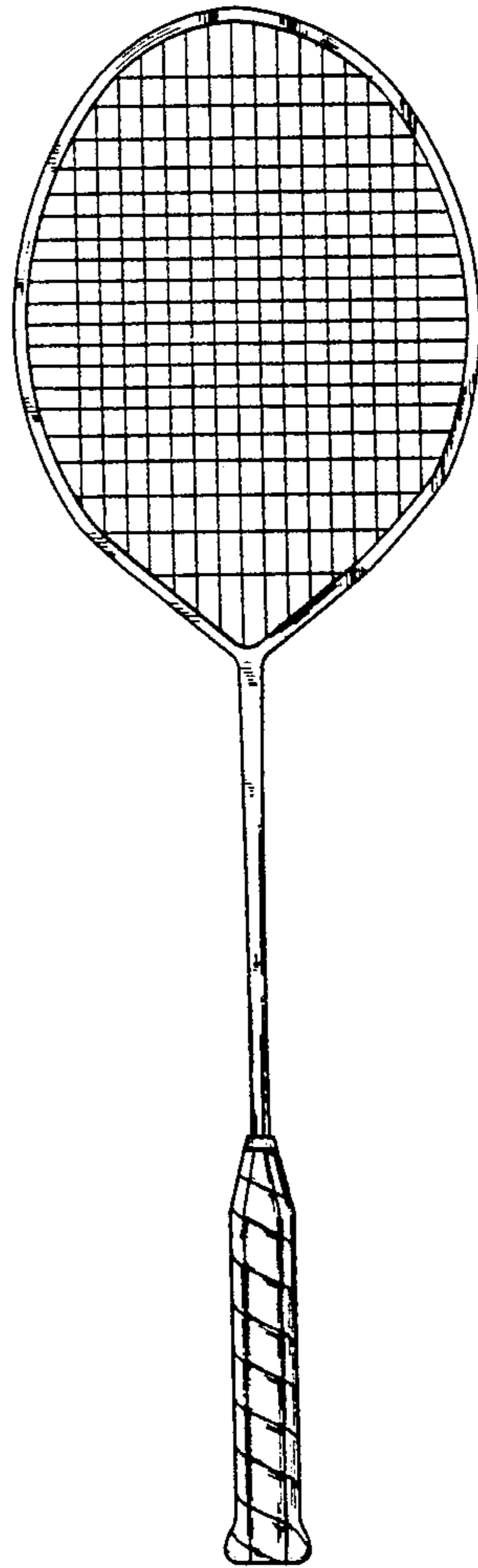
### [56] References Cited

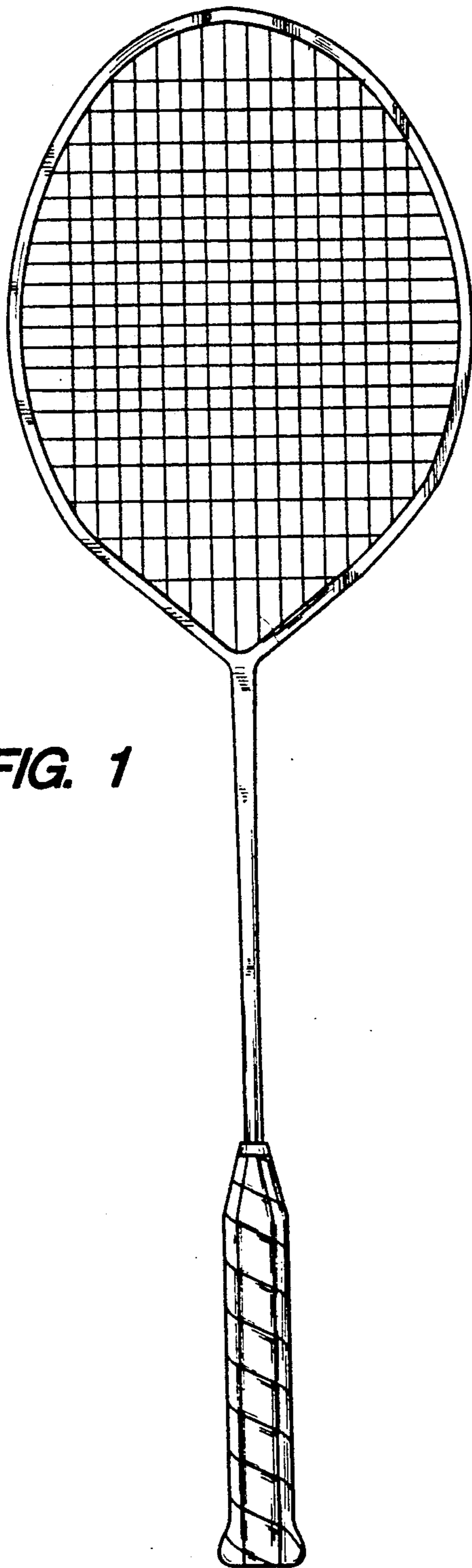
### DESCRIPTION

#### U.S. PATENT DOCUMENTS

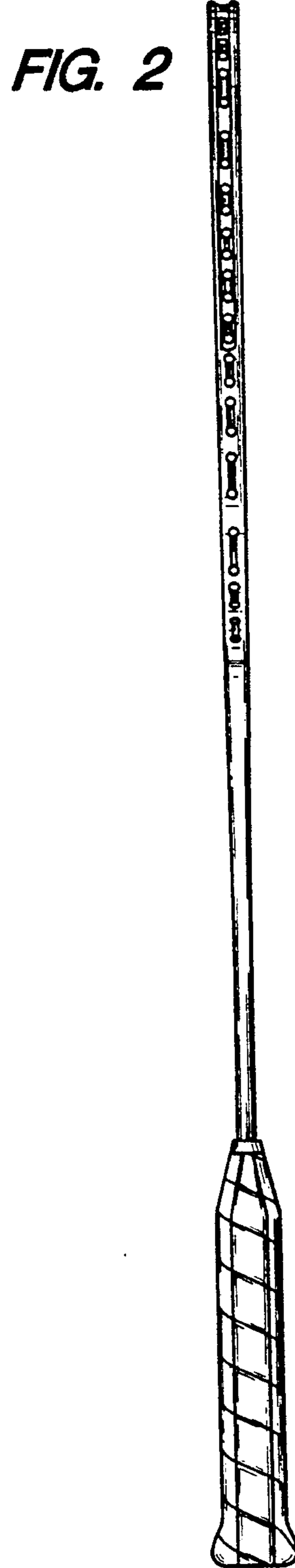
D. 77,633 2/1929 Allen ..... D21/212  
2,742,289 4/1956 Allward .  
3,083,968 4/1963 Takahashi .  
4,280,699 7/1981 Drake .

FIG. 1 is a front view of a badminton racquet showing my new design, the opposite side being a mirror image; FIG. 2 is a side view thereof, the opposite side being a mirror image; FIG. 3 is a top view thereof; and, FIG. 4 is a bottom view thereof.

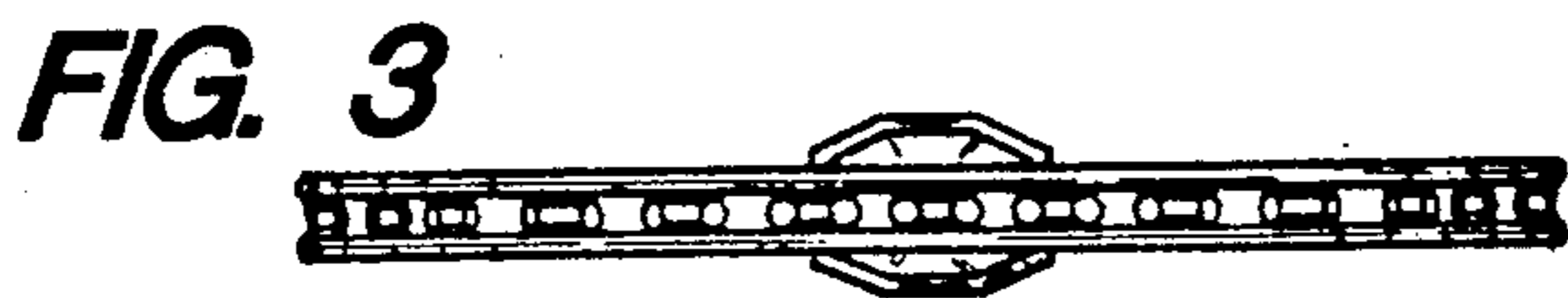




**FIG. 1**



**FIG. 2**



**FIG. 3**



**FIG. 4**