



US00D326697S

United States Patent [19]
Hwang

[11] **Patent Number: Des. 326,697**

[45] **Date of Patent: ** Jun. 2, 1992**

[54] **GOLF BALL**

4,867,459 9/1989 Ihara 273/232

[76] **Inventor: Sih-Chou Hwang, No. 91, Lane 55,
Sec. 4, Hai Tien Road, Tainan,
Taiwan**

Primary Examiner—Melvin B. Feifer
Attorney, Agent, or Firm—Vardnell Legal Group

[**] **Term: 14 Years**

[57] **CLAIM**

[21] **Appl. No.: 374,394**

The ornamental design for a golf ball, as shown and described.

[22] **Filed: Jun. 30, 1989**

[52] **U.S. Cl. D21/205**

[58] **Field of Search D21/205; 273/232**

DESCRIPTION

[56] **References Cited**

U.S. PATENT DOCUMENTS

D. 247,685	4/1978	Haines et al.	D21/205
D. 294,615	3/1988	Shaw et al.	D21/205
D. 304,606	11/1989	Lo	D21/205
4,729,567	3/1988	Oka et al.	273/232

FIG. 1 is a top plan view of a golf ball showing my new design;

FIG. 2 is a bottom plan view thereof;


FIG. 3 is a perspective view thereof;

FIG. 4 is a front or rear elevational view thereof;

FIG. 5 is a left side elevational view thereof;

FIG. 6 is a right side elevational view thereof; and,

FIG. 7 is a plan view of the surface with dash lines to indicate the design pattern.






FIG. 1

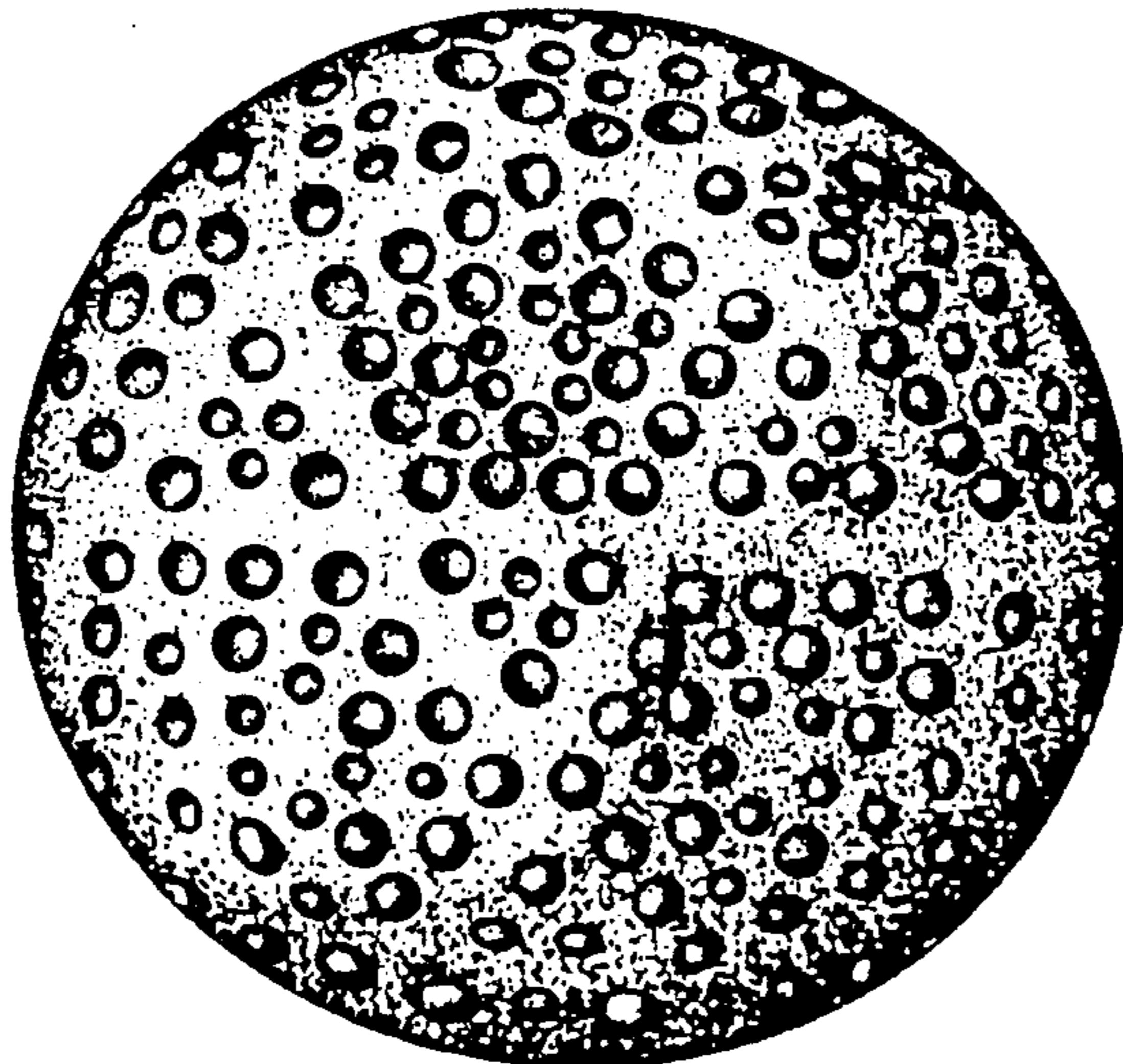


FIG. 2




FIG. 3




FIG. 4




FIG. 5




FIG. 6

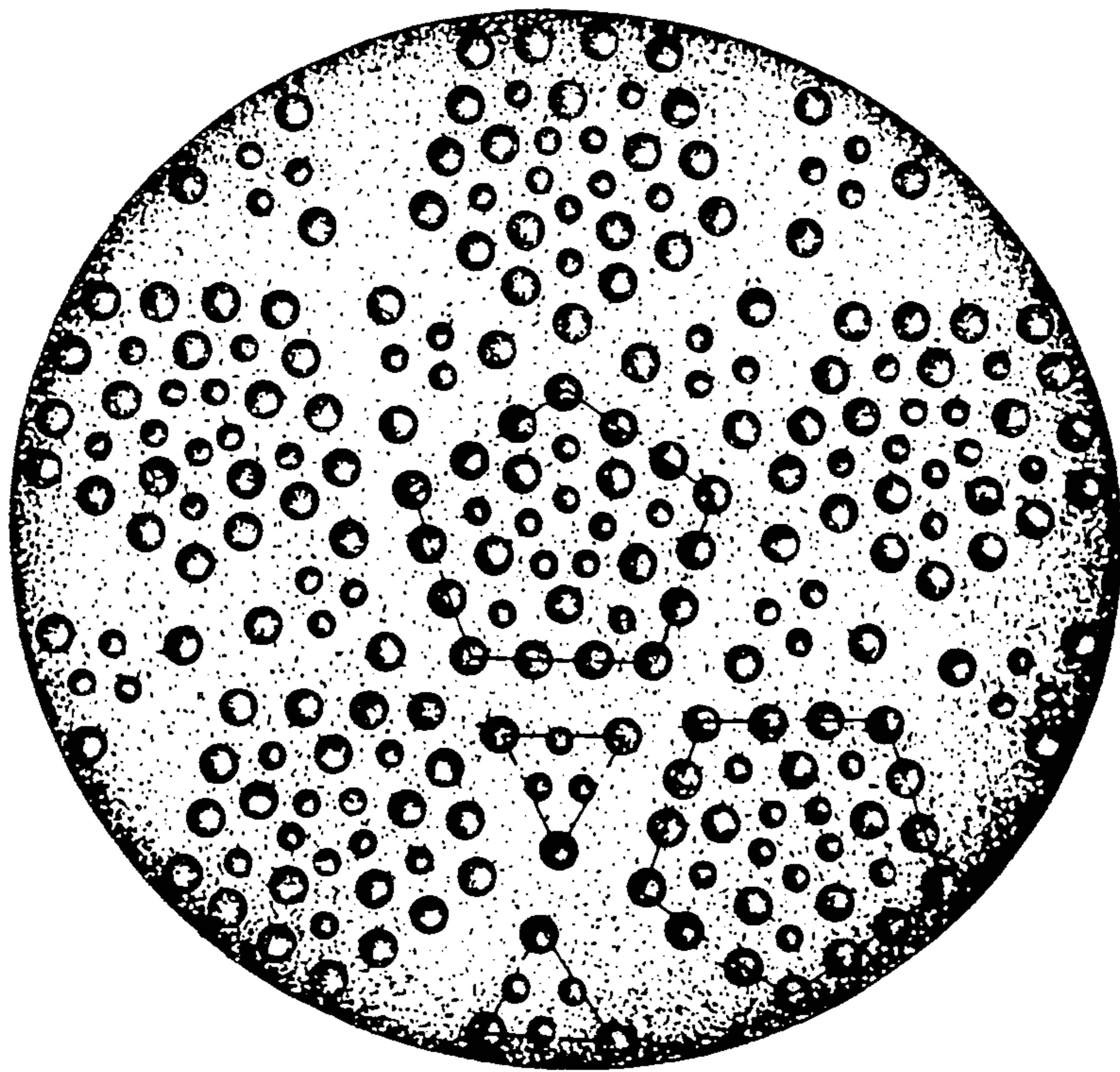


FIG. 7