



US00D326684S

United States Patent [19]

[11] Patent Number: **Des. 326,684**

Shike et al.

[45] Date of Patent: **** Jun. 2, 1992**

[54] FELT TIPPED PEN

D. 286,163	10/1986	Shintani	D19/49 X
D. 286,546	11/1986	Funahashi	D19/43
D. 295,537	5/1988	Davidson et al.	D19/43
D. 295,878	5/1988	Lovell	D19/43
D. 306,873	3/1990	Yazaki	D19/36

[75] Inventors: **Tsutomu Shike; Isao Inoue**, both of Kanagawa, Japan

[73] Assignee: **Tokai Corporation**, Yokohama, Japan

[**] Term: **14 Years**

Primary Examiner—Donald P. Walsh
Assistant Examiner—Martha Thompson
Attorney, Agent, or Firm—Nikaido, Marmelstein, Murray & Oram

[21] Appl. No.: **538,952**

[22] Filed: **Jun. 15, 1990**

[57] CLAIM

[30] Foreign Application Priority Data

The ornamental design for a felt tipped pen, as shown and described.

Dec. 20, 1989 [JP] Japan 1-46136

[52] U.S. Cl. **D19/49; D19/43; D19/51; D19/57**

DESCRIPTION

[58] Field of Search D19/35, 36, 41-51, D19/54-58, 81-85; 401/243-247, 34, 29

FIG. 1 is a top, right front perspective view of a felt-tipped pen showing our new design;

[56] References Cited

U.S. PATENT DOCUMENTS

D. 100,380	7/1936	Lynn	D19/49 X
D. 217,838	6/1970	Lee et al.	D19/49 X
D. 251,123	2/1979	Horntrich	D19/43 X
D. 267,886	2/1983	Albertini	D19/49 X
D. 268,598	4/1983	Mizutani et al.	D19/49 X

FIG. 2 is a front elevational view, the rear view being a mirror image thereof;

FIG. 3 is a right side elevational view, the left side being a mirror image thereof;

FIG. 4 is a front elevational view with the cap member removed for convenience of illustration, the rear view being a mirror image thereof;

FIG. 5 is a top plan view of FIG. 1; and,

FIG. 6 is a bottom plan view of FIG. 1.

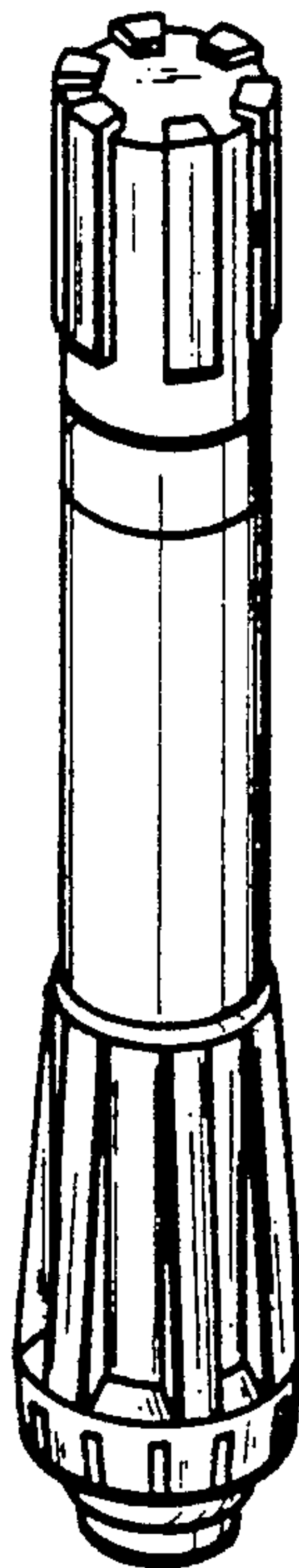


FIG. 1

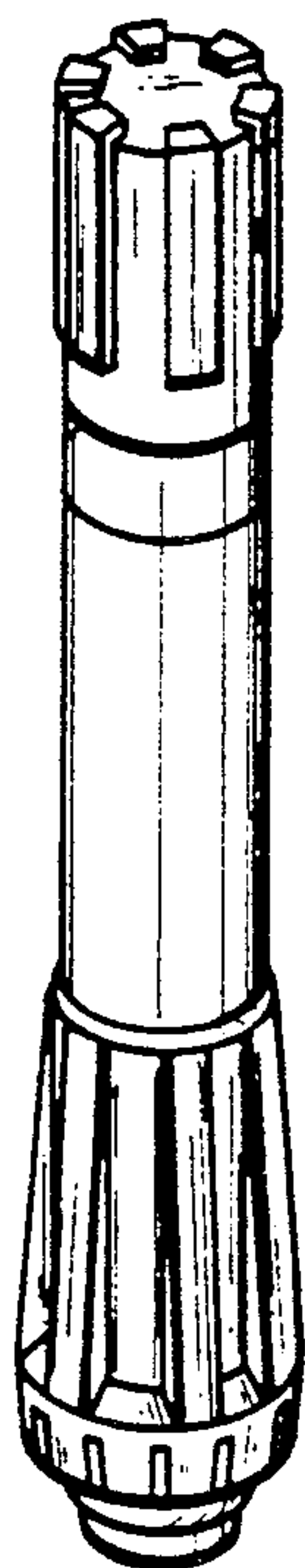


FIG. 2

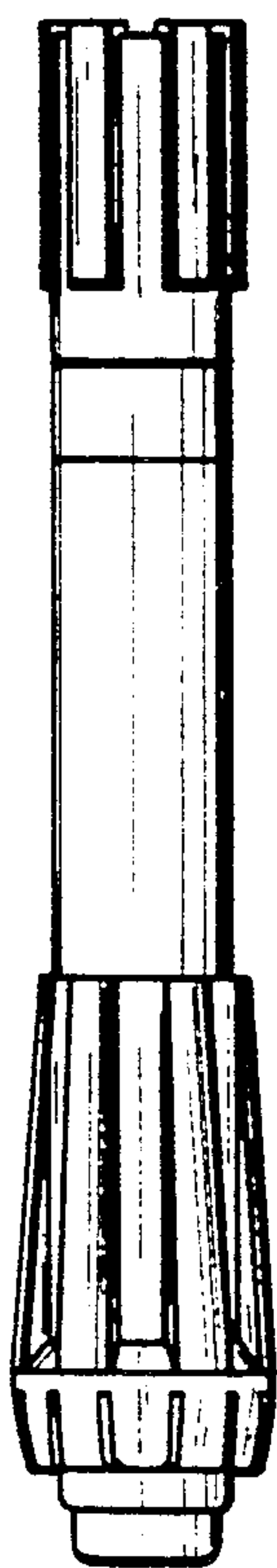


FIG. 3




FIG. 4




FIG. 5




FIG. 6

