



US00D326675S

United States Patent [19]

[11] Patent Number: **Des. 326,675**

Snell

[45] Date of Patent: **** Jun. 2, 1992**

[54] **PORTABLE VIDEO SYSTEM**

4,755,881 7/1988 Bartlett 358/254
4,854,334 9/1989 Ellis 354/81

[75] Inventor: **Russell B. Snell, Ridgewood, N.J.**

Primary Examiner—Bernard Ansher

[73] Assignee: **Sony Corporation, Tokyo, Japan**

Assistant Examiner—Adir Aronovich

[**] Term: **14 Years**

Attorney, Agent, or Firm—Lewis H. Eslinger; Jay H. Maioli

[21] Appl. No.: **463,964**

[57] CLAIM

[22] Filed: **Jan. 10, 1990**

The ornamental design for a portable video system, as shown and described.

[52] U.S. Cl. **D16/202; D14/129**

[58] Field of Search **D16/202, 200, 201, 208; D34/23, 24, 14, 15; D14/129; 280/47.19, 47.24; 354/75, 76, 81, 82, 293; 358/254**


DESCRIPTION

[56] References Cited

U.S. PATENT DOCUMENTS

D. 217,396	4/1970	Gentile et al.	D16/202
D. 310,075	8/1990	Mannion et al.	D16/202
D. 318,867	8/1991	Mitchell	D16/202
2,957,700	10/1960	Beaurline	280/47.19
4,166,687	9/1979	Viering	354/293

FIG. 1 is a top, rear perspective view of a portable video system showing my new design; FIG. 2 is a top, rear perspective view thereof, shown with a video camera mounted on the handle; FIG. 3 is a front elevational view thereof; FIG. 4 is a rear elevational view thereof; FIG. 5 is a left-side elevational view thereof; FIG. 6 is a right-side elevational view thereof; FIG. 7 is a top plan view thereof; and, FIG. 8 is a bottom plan view thereof.



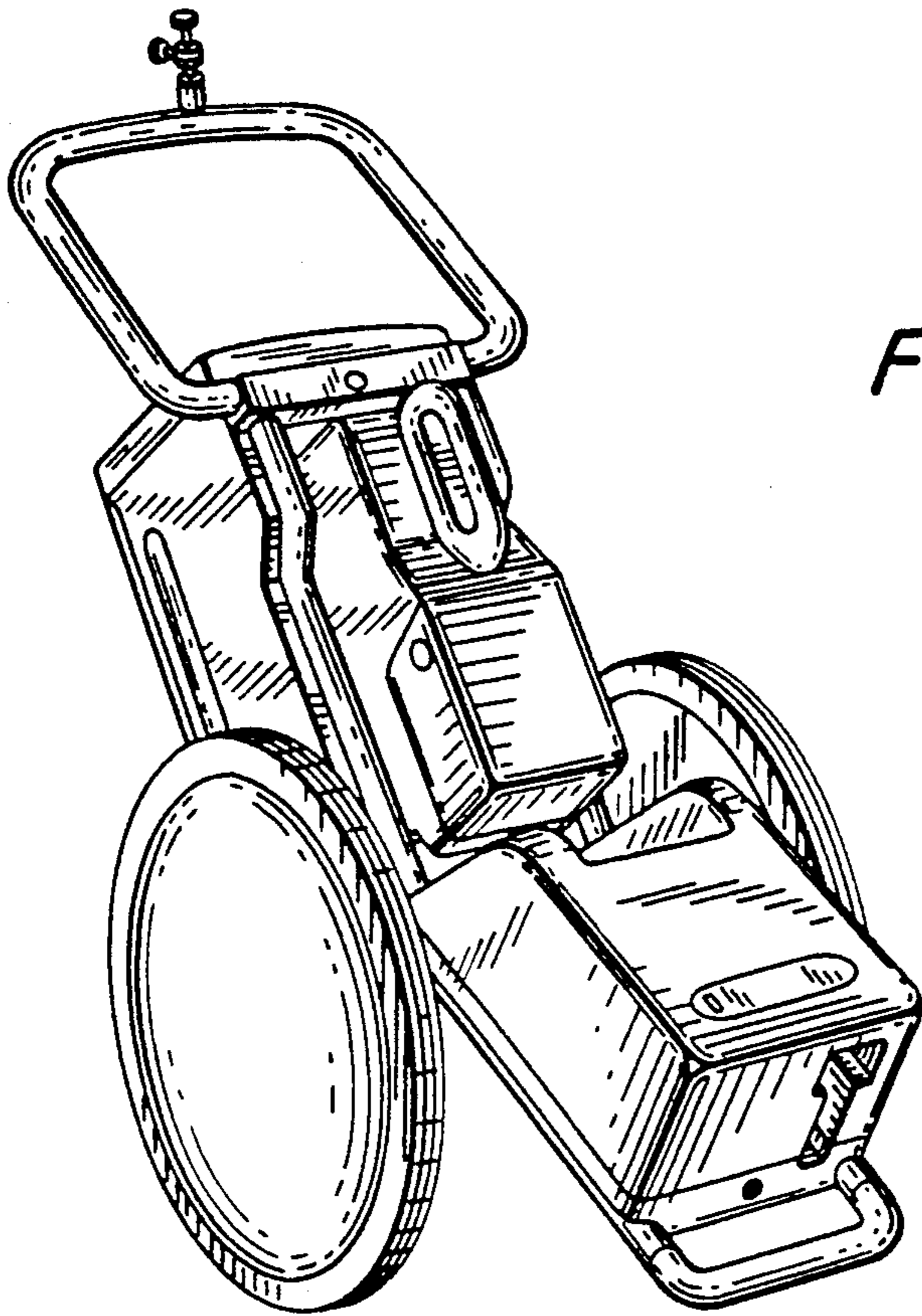



FIG. 1

FIG. 2



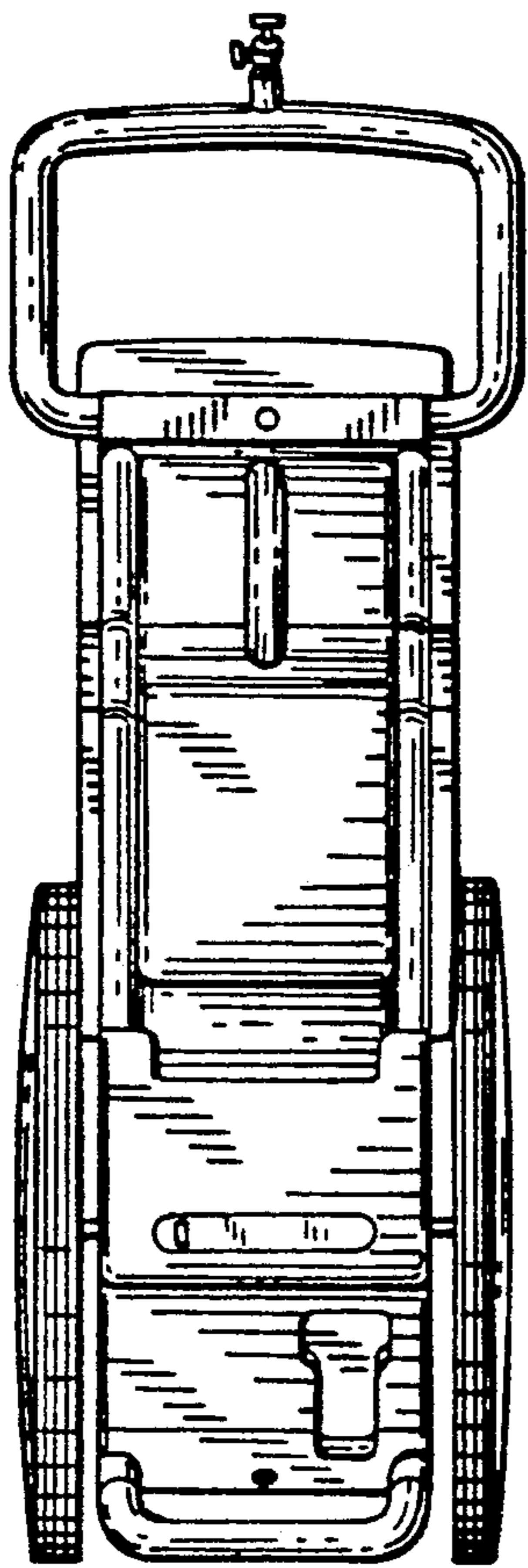


FIG. 3

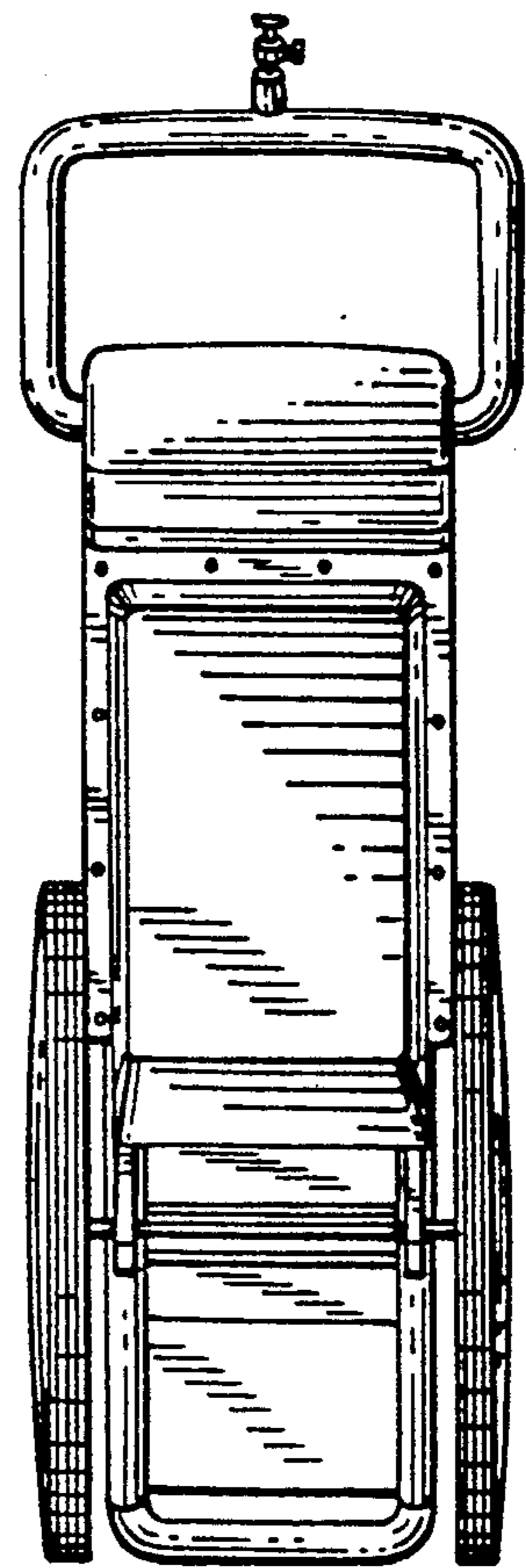


FIG. 4




FIG. 5




FIG. 6

FIG. 7

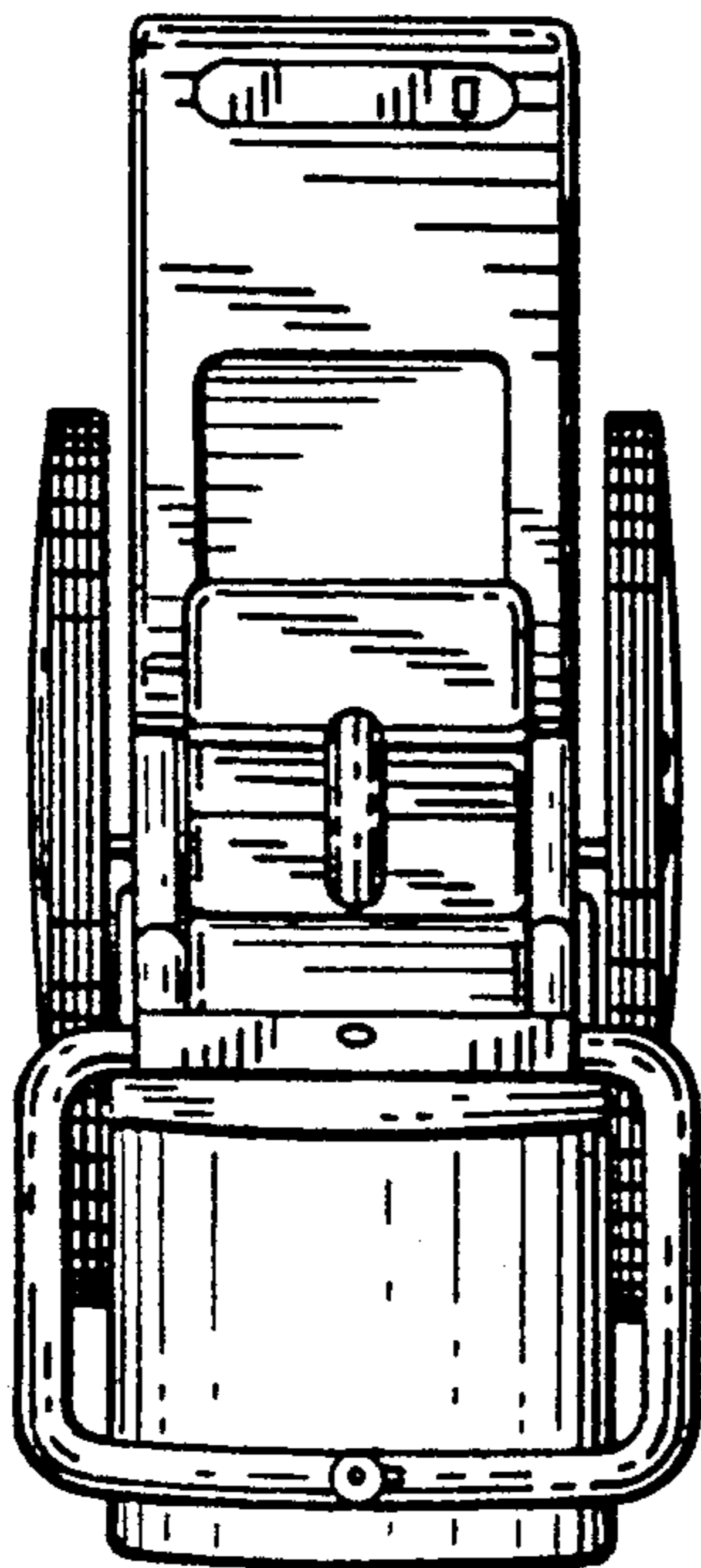


FIG. 8

