



US00D326658S

United States Patent [19]

[11] Patent Number: **Des. 326,658**

Ruiz-Ramirez

[45] Date of Patent: **** Jun. 2, 1992**

[54] CUSHION FOR A TELEPHONE EARPIECE

D. 317,767 6/1991 Banks D14/205
3,400,413 9/1968 Grossa D6/601 X
3,848,281 11/1974 Mathews D6/601 X

[76] Inventor: **Efren Ruiz-Ramirez**, 4802 N. 12th St.
#1084, Phoenix, Ariz. 85014

[**] Term: **14 Years**

OTHER PUBLICATIONS
Hong Kong Enterprise; Nov. 1986; p. 217; Kam Chi
Hong Matting Co.

[21] Appl. No.: **500,860**

Primary Examiner—Horace B. Fay, Jr.
Attorney, Agent, or Firm—Leon Gilden

[22] Filed: **Mar. 29, 1990**

[52] U.S. Cl. **D14/249**

[58] Field of Search D14/249, 205, 245, 250,
D14/206, 300, 251, 138; D6/604, 601; D29/9;
379/449, 450, 430, 368; D21/111

[57] CLAIM

The ornamental design for a cushion for a telephone
earpiece, as shown and described.

[56] References Cited

U.S. PATENT DOCUMENTS

D. 106,986	1/1937	Manson	D6/604
D. 150,477	8/1948	Tumminello	D6/300
D. 163,632	6/1951	Prew	D6/300
D. 244,213	5/1977	Besacie	D14/223
D. 244,301	5/1977	Besacie	D14/223
D. 266,417	10/1982	Perez	D14/205
D. 276,855	12/1984	Falco	D29/19

DESCRIPTION

FIG. 1 is a front elevational view of the cushion for a
telephone earpiece showing my new design;
FIG. 2 is a rear elevational view thereof;
FIG. 3 is a left side elevational view thereof;
FIG. 4 is a right side elevational view thereof;
FIG. 5 is a top plan view thereof;
FIG. 6 is a bottom plan view thereof; and,
FIG. 7 is a perspective view thereof.

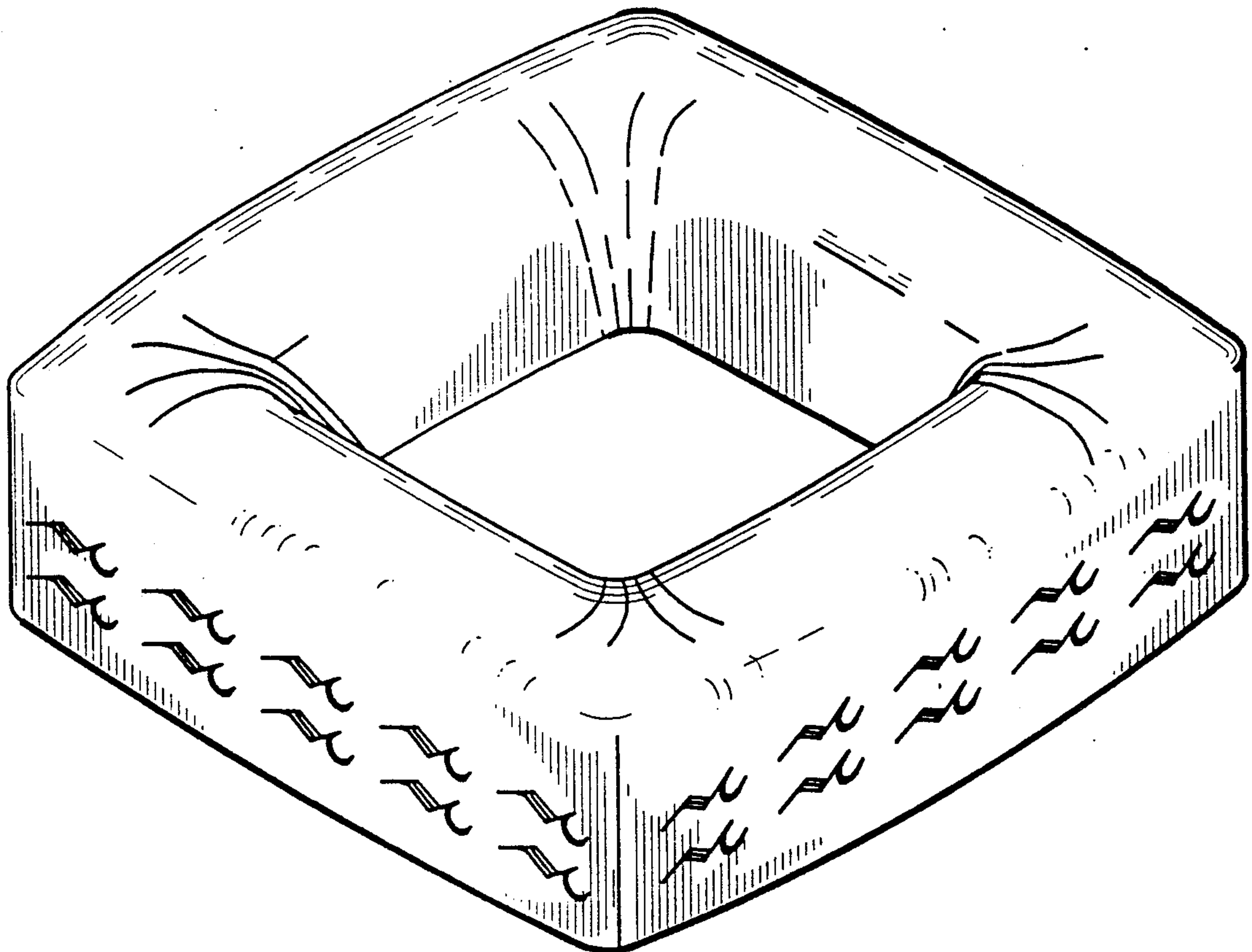


FIG. 1




FIG. 2




FIG. 3



FIG. 4



FIG. 5

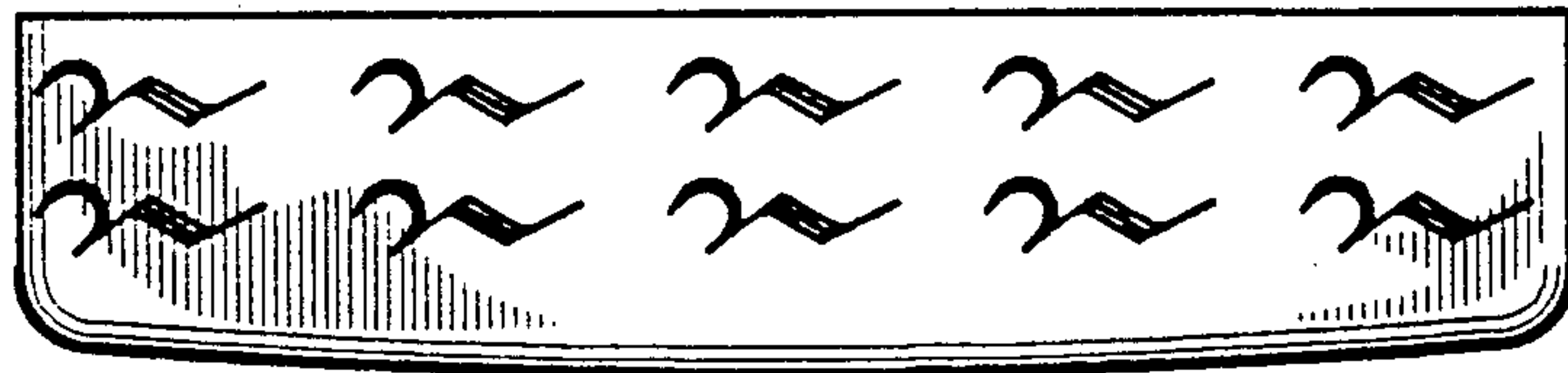


FIG. 6




FIG. 7

