



US00D326641S

United States Patent [19]

Estaban et al.

[11] Patent Number: Des. 326,641

[45] Date of Patent: ** Jun. 2, 1992

[54] CUBE TAP PLUG RECEPTACLE

[75] Inventors: Bernardo L. Estaban; Efrain B. Hernandez, both of Guanajuato

[73] Assignee: Woods Wire Products, Inc., Carmel, Ind.

[**] Term: 14 Years

[21] Appl. No.: 436,223

[22] Filed: Nov. 13, 1989

[52] U.S. Cl. D13/137

[58] Field of Search D13/137-139;
439/142, 365, 145, 147, 404, 106-107, 501-502,
652-651, 692

[56] References Cited

U.S. PATENT DOCUMENTS

| | | | | |
|------------|---------|--------------|-------|-----------|
| D. 87,428 | 7/1932 | Cahn | | D13/137 |
| D. 108,836 | 3/1938 | Ludwig | | D13/137 |
| D. 204,457 | 4/1966 | Hawkins | | D13/137 |
| D. 307,887 | 5/1990 | Hyde | | D13/139 |
| 2,636,096 | 4/1953 | Di Blasi | | 439/652 X |
| 3,723,948 | 3/1973 | Wyatt et al. | | 439/107 |
| 4,632,479 | 12/1986 | Jacobson | | 439/145 |

OTHER PUBLICATIONS

Photograph #1—Applicant's preferred embodiment of their disclosed and claimed invention is in the middle of

the photograph and is flanked on either side by two (2) known cube tap receptacles.

Photograph #2—Applicant's preferred embodiment of their disclosed and claimed invention is in the middle of the photograph and is flanked on either side by two (2) known cube tap receptacles.

Photograph #3—Applicant's preferred embodiment of their disclosed and claimed invention is in the middle of the photograph and is flanked on either side by two (2) known cube tap receptacles.

Photograph #4—Applicant's preferred embodiment of their disclosed and claimed invention is in the middle of the photograph and is flanked on either side by two (2) known cube tap receptacles.

Primary Examiner—Susan J. Lucas

Assistant Examiner—M. H. Tung

Attorney, Agent, or Firm—Woodard, Emhardt, Naughton, Moriarty & McNett

[57] CLAIM

The ornamental design for a cube tap plug receptacle, as shown and described.

DESCRIPTION

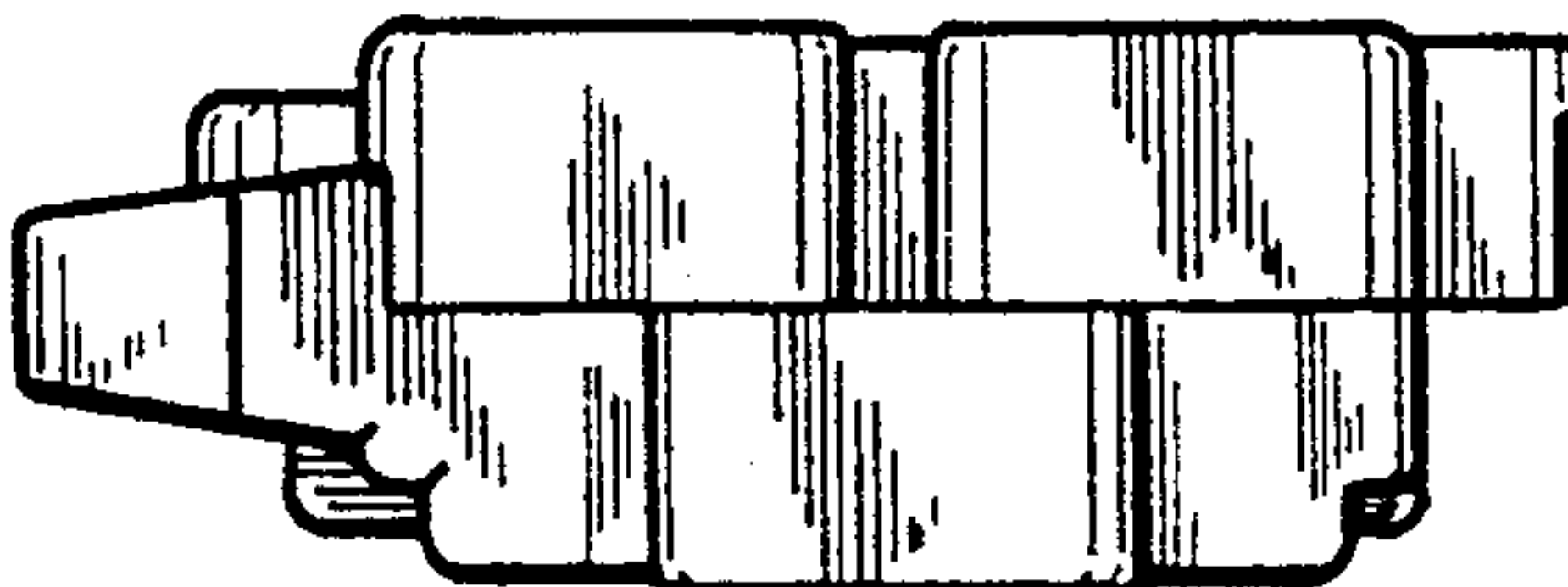
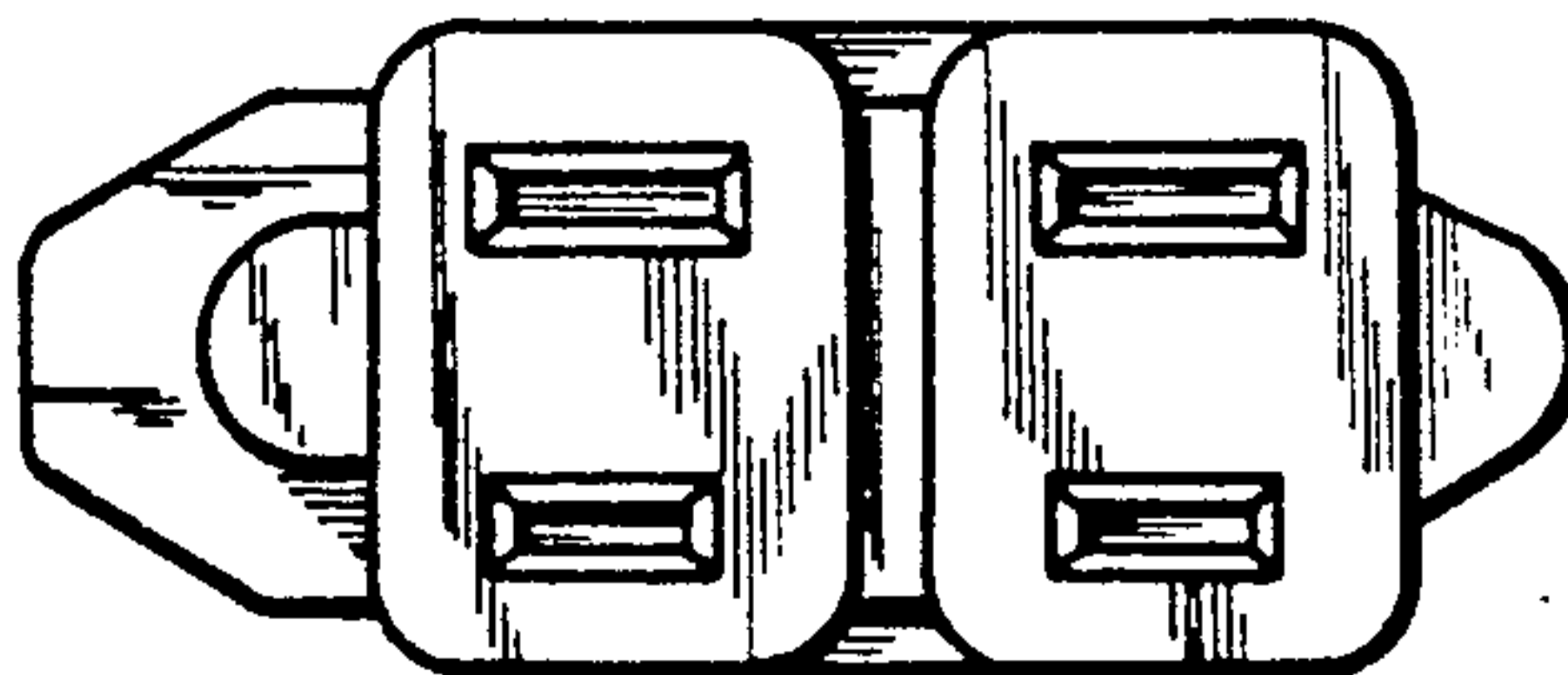
FIG. 1 is a top plan view of a cube tap plug receptacle showing my new design;

FIG. 2 is a left side elevational view thereof, the right side being a mirror image;

FIG. 3 is a rear elevational view thereof;

FIG. 4 is a front elevational view thereof; and,

FIG. 5 is a bottom plan view thereof.



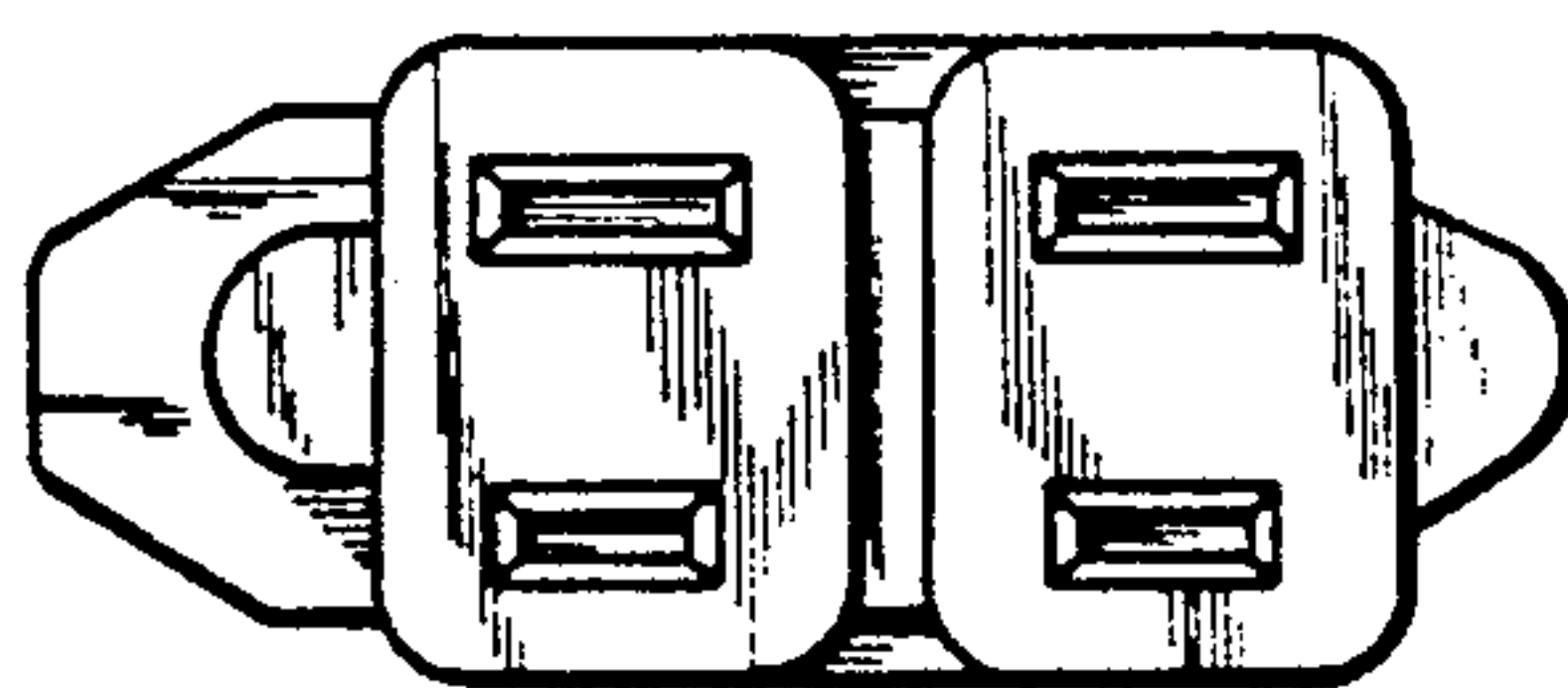


Fig.1




Fig. 3

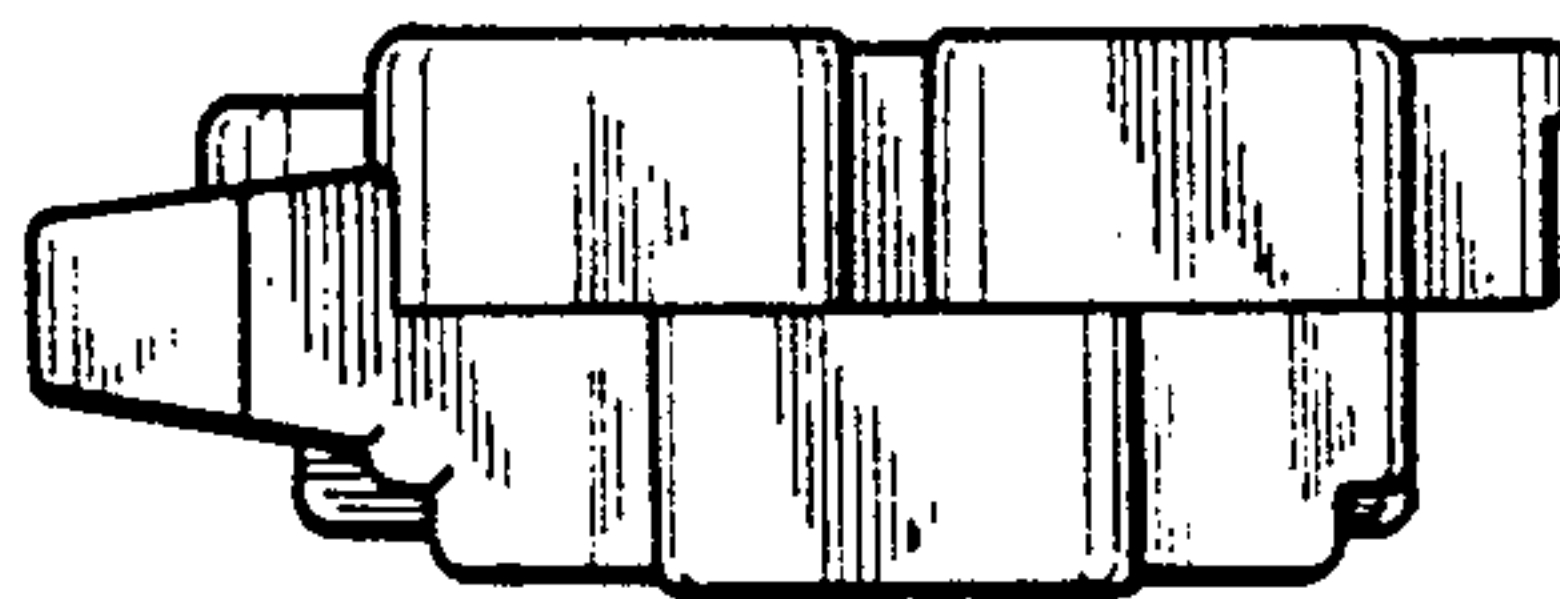


Fig.2

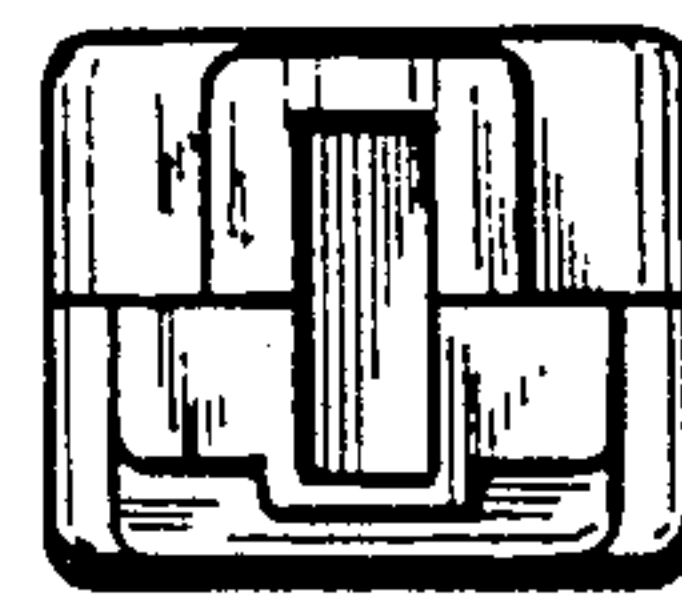


Fig.4

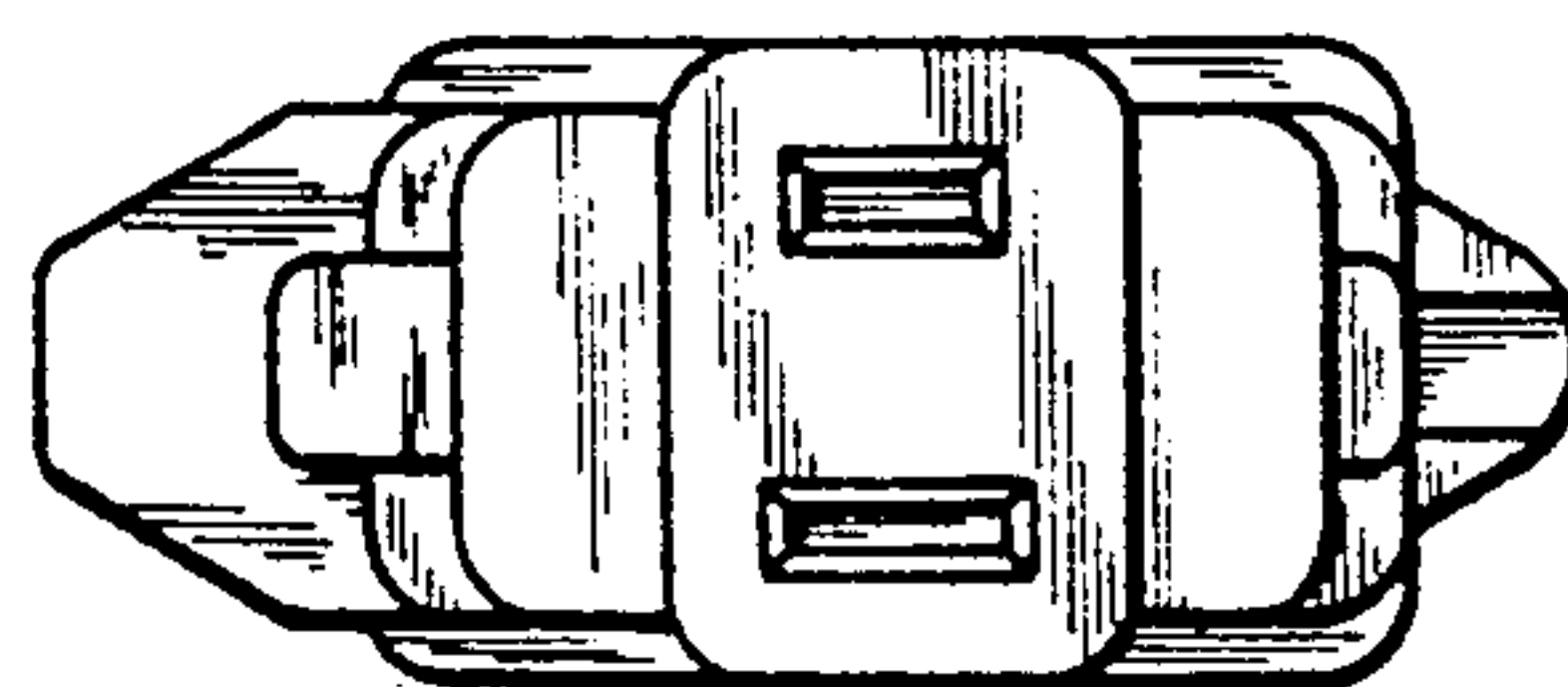


Fig.5

UNITED STATES PATENT AND TRADEMARK OFFICE
CERTIFICATE OF CORRECTION

PATENT NO. : Des. 326,641

Page 1 of 2

DATED : June 2, 1992

INVENTOR(S) : Bernardo L. Esteban, et al.

It is certified that error appears in the above-identified patent and that said Letters Patent is hereby corrected as shown below:

On the title page of the Patent, please change the last name of the first inventor from "Estaban et al." to -- Esteban et al. --.

On the title page of the Patent, Box 75, please change the name of the first inventor from "Bernardo L. Estaban" to -- Bernardo L. Esteban --.

On the title page of the Patent, in Other Publications, Photograph #1, line 1, please change "Applicant's" to -- Applicants' --.

On the title page of the Patent, in Other Publications, Photograph #2, line 1, please change "Applicant's" to -- Applicants' --.

On the title page of the Patent, in Other Publications, Photograph #2, line 4, please change "receptables" to -- receptacles --.

On the title page of the Patent, in Other Publications, Photograph #3, line 1, please change "Applicant's" to -- Applicants' --.

On the title page of the Patent, in Other Publications, Photograph #4, line 1, please change "Applicant's" to -- Applicants' --.

**UNITED STATES PATENT AND TRADEMARK OFFICE
CERTIFICATE OF CORRECTION**

PATENT NO. : Des. 326,641
DATED : June 2, 1992
INVENTOR(S) : Bernardo L. Esteban, et al.

Page 2 of 2

It is certified that error appears in the above-identified patent and that said Letters Patent is hereby corrected as shown below:

On the title page of the Patent, in the Description, FIG. 1, line 1, please change "tape" to -- tap --.

On the title page of the Patent, in the Description, FIG. 2, line 1, please change "theroef" to -- thereof --.

Signed and Sealed this
Seventeenth Day of August, 1993



Attest:

BRUCE LEHMAN

Attesting Officer

Commissioner of Patents and Trademarks