



US00D326624S

United States Patent [19]

[11] Patent Number: **Des. 326,624**

Cowan

[45] Date of Patent: **** Jun. 2, 1992**

[54] **EXPANSION BRACELET**

[75] Inventor: **Murray L. Cowan, Norwood, Mass.**

[73] Assignee: **Textron Inc., Providence, R.I.**

[**] Term: **14 Years**

[21] Appl. No.: **516,824**

[22] Filed: **Apr. 23, 1990**

[52] U.S. Cl. **D11/19; D11/4; D11/21; D11/93**

[58] Field of Search **D11/1-13, D11/19-25, 93, 94, 15-18; 59/80-88, 90; 63/1.1-6; 224/171, 175, 178; D10/30-32**

[56] **References Cited**

U.S. PATENT DOCUMENTS

- D. 150,324 7/1948 Tall D12/12
- D. 186,390 10/1959 Katz D11/2
- D. 249,779 10/1978 Bobrick D11/12

- D. 286,516 11/1986 Chodat D11/21
- D. 314,918 2/1991 Dumas D11/19
- 1,831,951 11/1931 Fassnacht et al. 59/80
- 3,270,928 9/1966 Brunet D11/2
- 3,690,064 9/1972 Pompeo 59/80

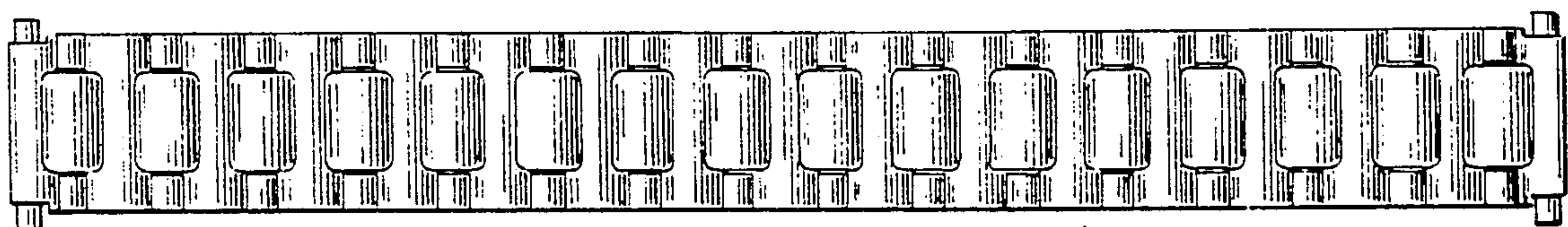
Primary Examiner—A. Hugo Word
Assistant Examiner—R. Seifert
Attorney, Agent, or Firm—Samuels, Gauthier & Stevens

[57] CLAIM

The ornamental design for an expansion bracelet, as shown and described.

DESCRIPTION

FIG. 1 is a top plan view of an expansion bracelet showing my new design;
 FIG. 2 is a bottom plan view thereof with the central portion removed for ease of illustration;
 FIG. 3 is a side elevational view of FIG. 2;
 FIG. 4 is an end elevational view thereof; and,
 FIG. 5 is an enlarged partial top plan view thereof.






FIG. 1

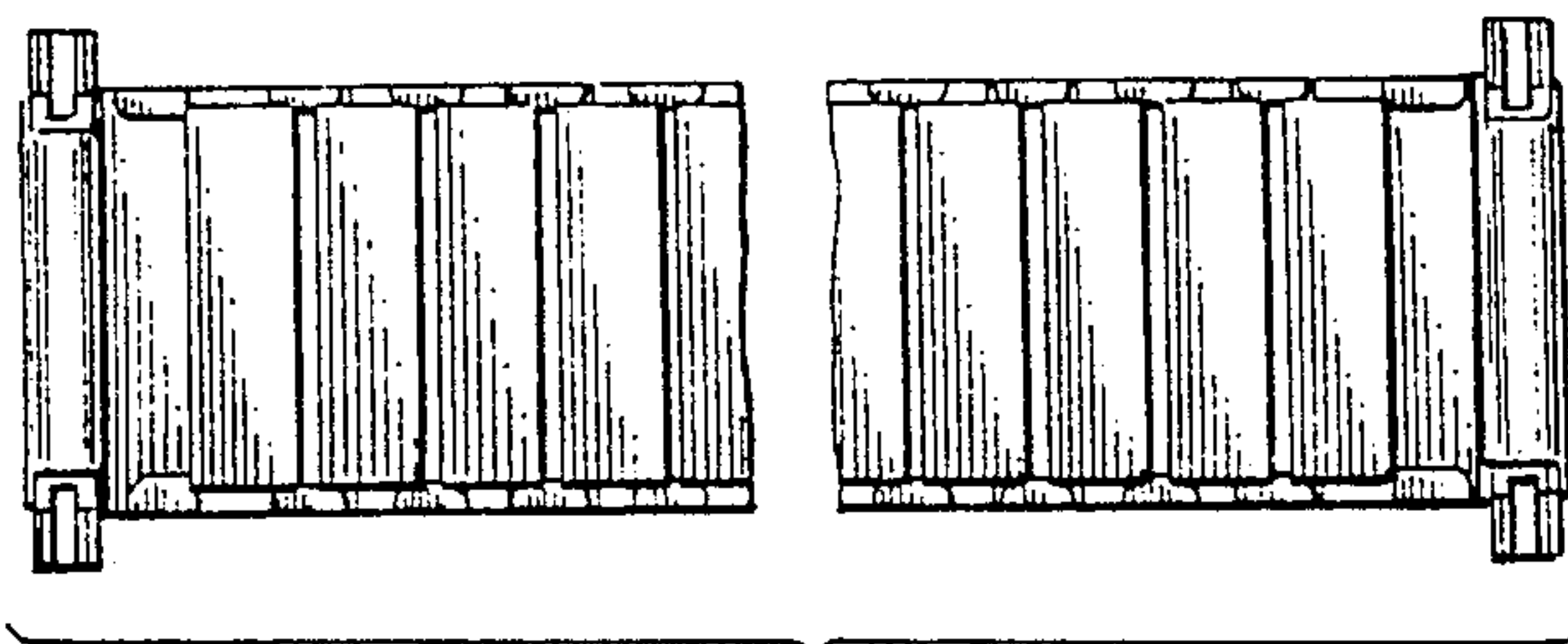


FIG. 2



FIG. 3




FIG. 4

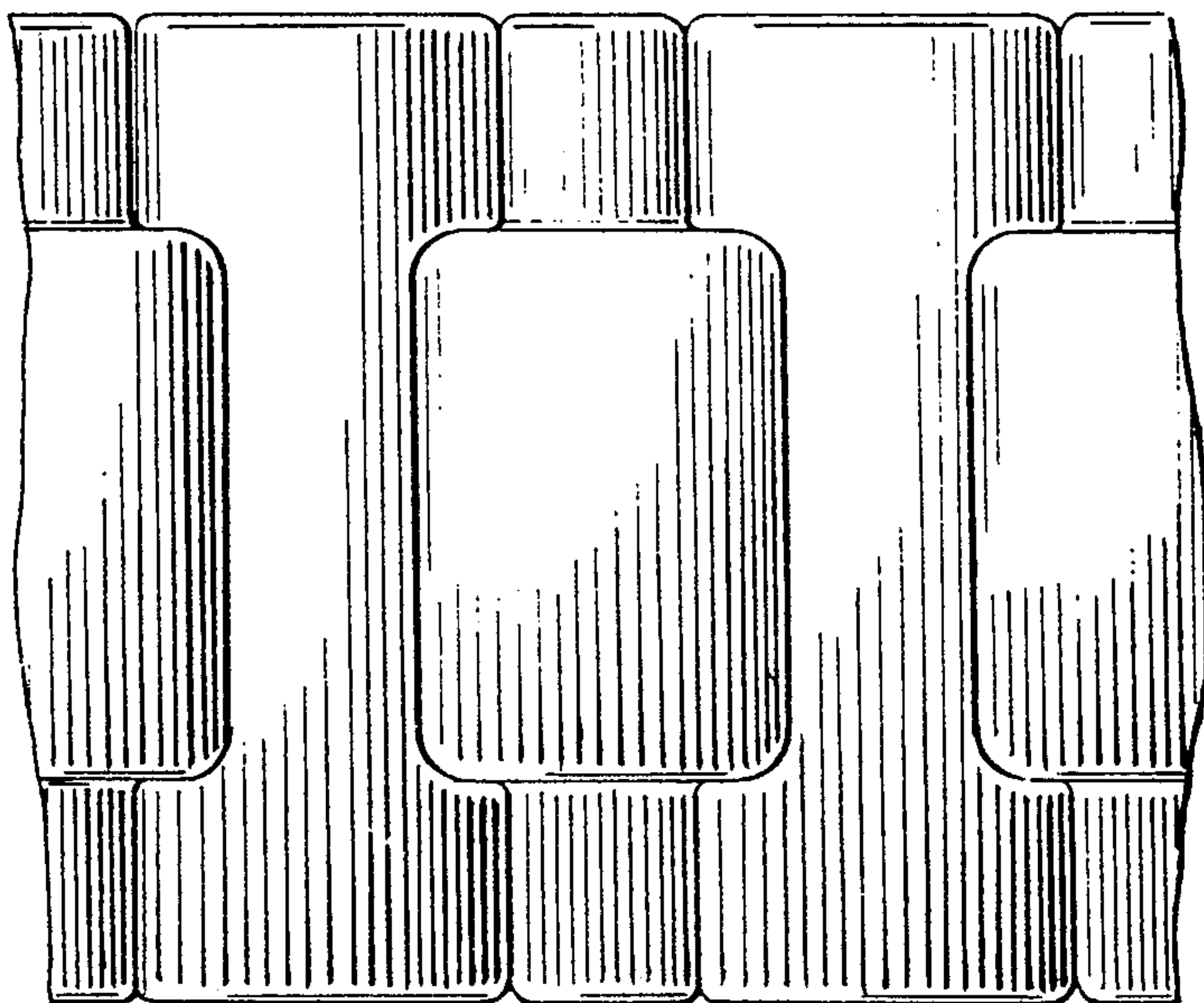


FIG. 5