



US00D326615S

United States Patent [19]

[11] Patent Number: **Des. 326,615**

Sather

[45] Date of Patent: **** Jun. 2, 1992**

[54] WATCH CASE

D. 291,068 7/1987 Jones D10/30
1.851.750 3/1932 Cartuschka D10/32 X

[75] Inventor: **Lawrence K. Sather, Plano, Tex.**

[73] Assignee: **Texas Water Technologies, Inc.,
Plano, Tex.**

[**] Term: **14 Years**

[21] Appl. No.: **500,668**

[22] Filed: **Mar. 28, 1990**

[52] U.S. Cl. **D10/30**

[58] Field of Search **D10/1-40,
D10/122-132; 368/276-277, 280-282, 285**

OTHER PUBLICATIONS

Playthings-Feb. 1985-p. 85-watch at top-center.

Primary Examiner—Nelson C. Holtje
Attorney, Agent, or Firm—Ross, Howison, Clapp &
Korn

CLAIM

[57] The ornamental design for watch case, as shown and described.

DESCRIPTION

FIG. 1 is a front elevational view of a watch case showing my new design;

FIG. 2 is a left side elevational view thereof;

FIG. 3 is a right side elevational view thereof;

FIG. 4 is a bottom plan view thereof;

FIG. 5 is a rear elevational view thereof; and,

FIG. 6 is a top plan view thereof.

[56] References Cited

U.S. PATENT DOCUMENTS

- D. 105,769 8/1937 Wewetzer D10/31
- D. 225,428 12/1972 Baschmakoff D10/38
- D. 225,429 12/1972 Vuilleumier D10/38
- D. 251,773 5/1979 Morabito D10/38




FIG. 2

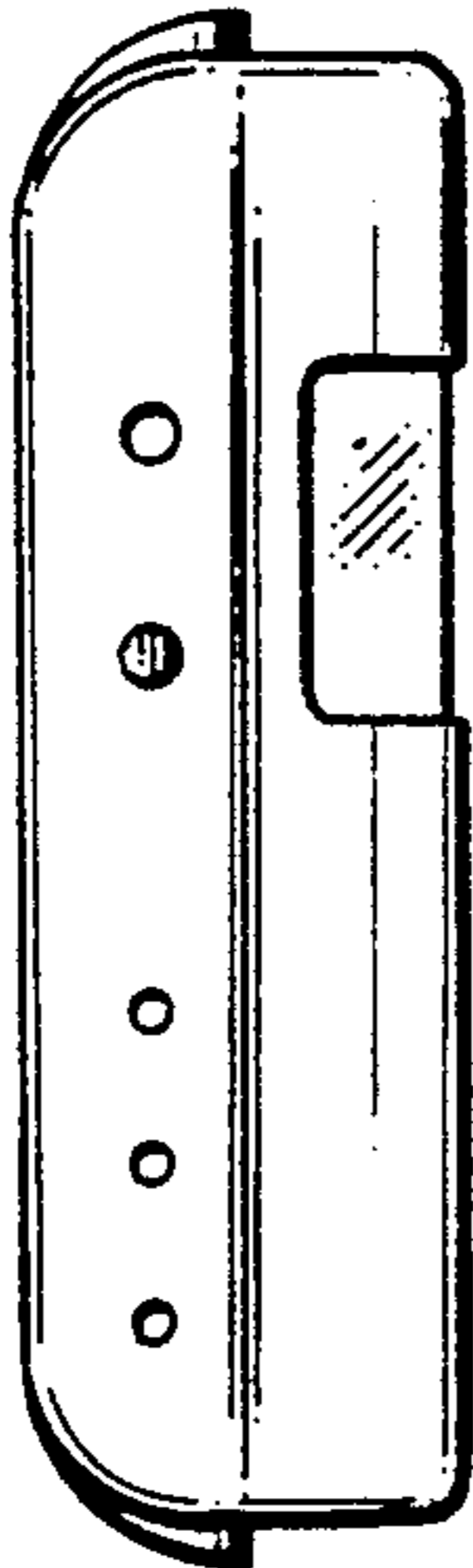


FIG. 1

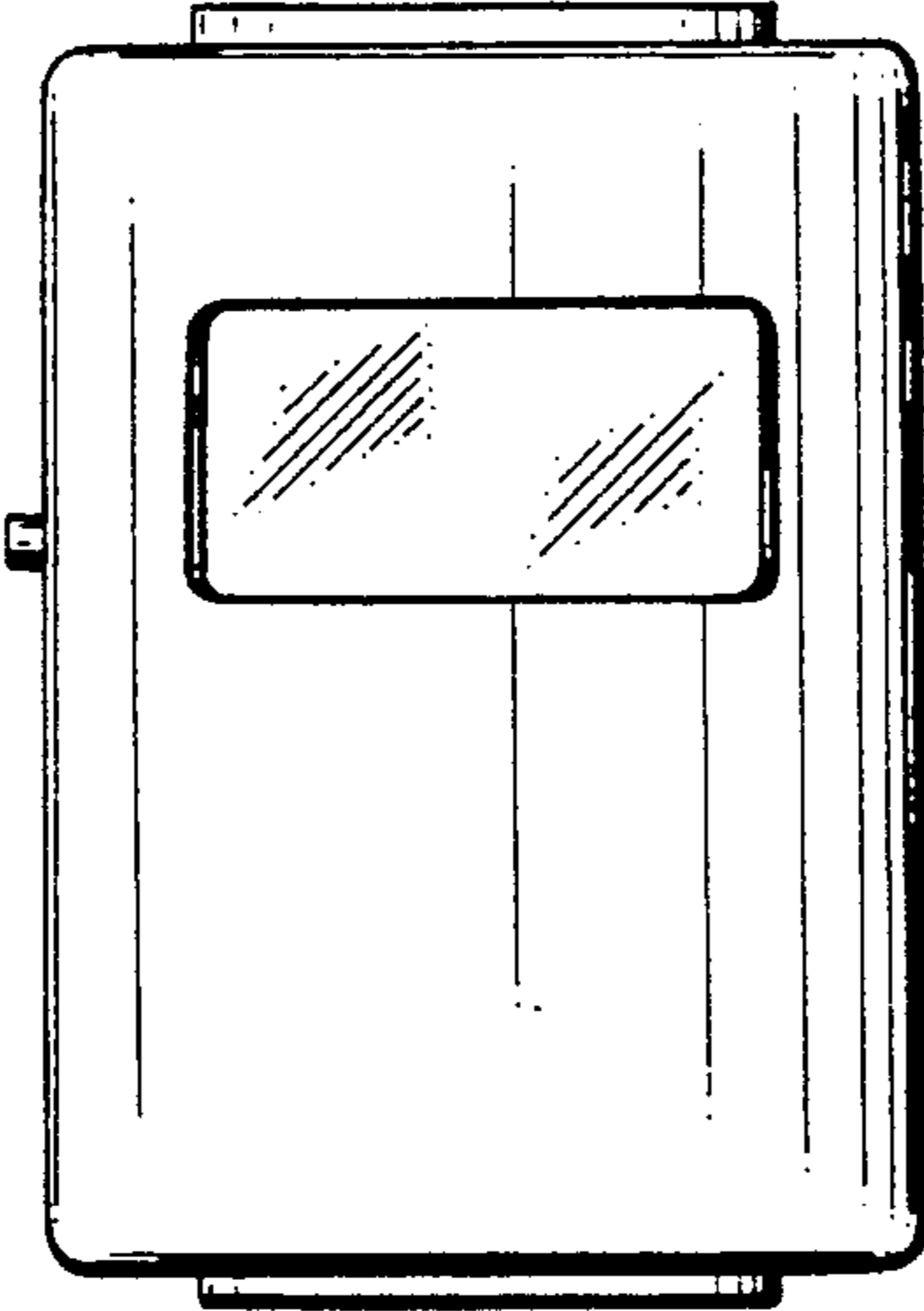


FIG. 3

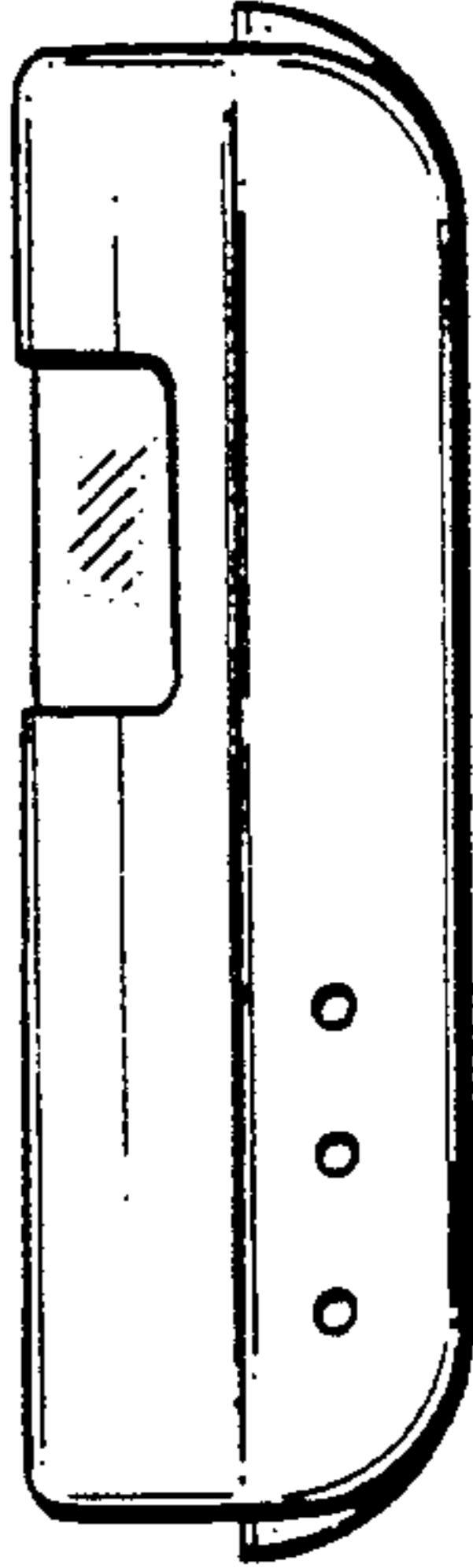


FIG. 4



FIG. 5

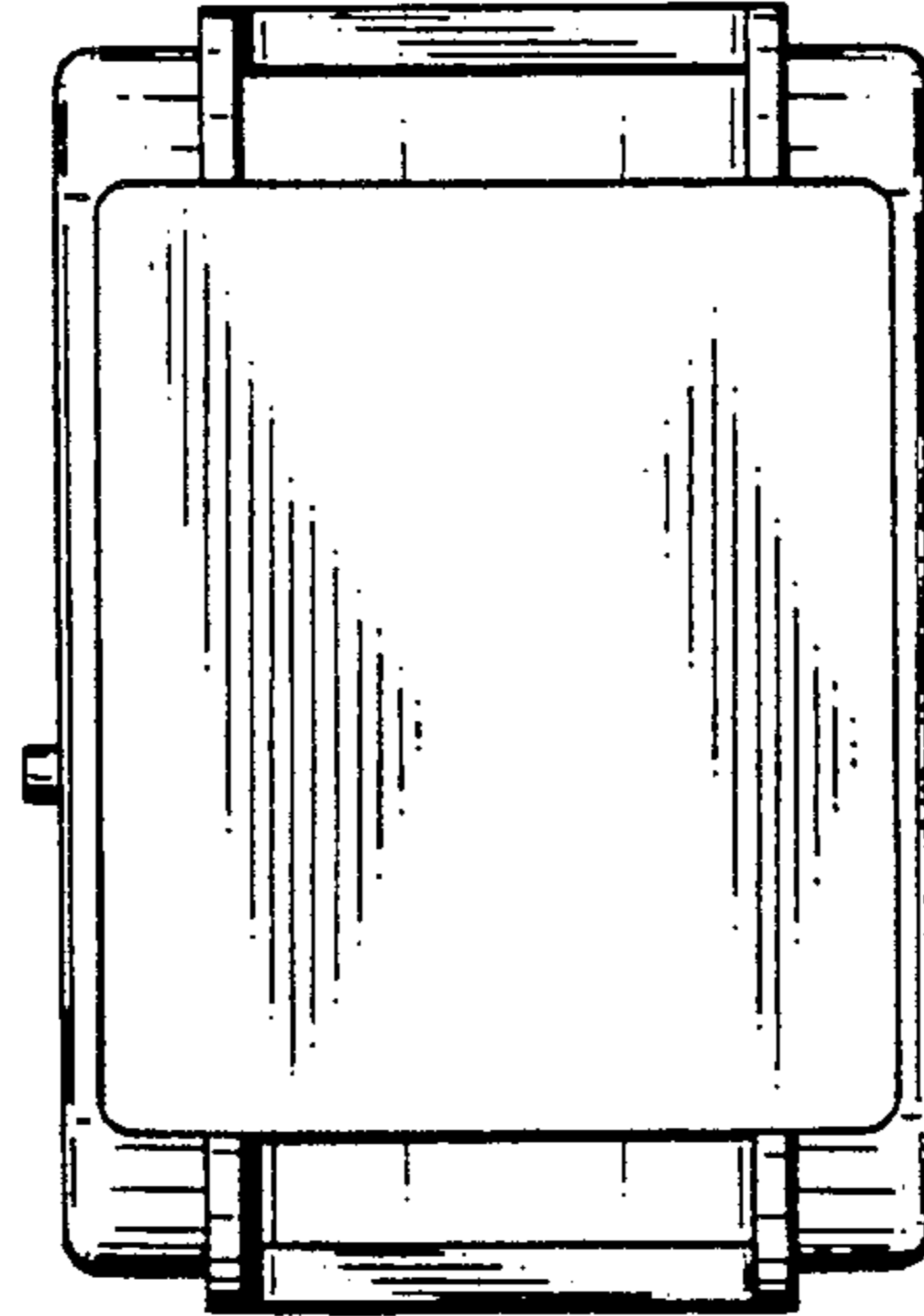


FIG. 6

