



US00D326612S

United States Patent [19]

[11] Patent Number: Des. 326,612

Selame

[45] Date of Patent: ** Jun. 2, 1992

[54] RUBBER BAND DISPENSER

[75] Inventor: Robert Selame, Brookline, Mass.

[73] Assignee: Ring King Visibles, Inc., Muscatine, Iowa

[**] Term: 14 Years

[21] Appl. No.: 497,121

[22] Filed: Mar. 20, 1990

[52] U.S. Cl. D9/415

[58] Field of Search D9/415, 418, 337; 206/461-471, 806, 45.31, 45.33, 45.34, 805; 221/302, 312 R, 312 C, 155, 63

4,462,507	7/1984	Margulies .	
4,518,086	5/1985	Roccaforte	206/806 X
4,580,687	4/1986	Lewis .	
4,637,514	1/1987	Kildea et al. .	
5,037,000	8/1991	Selame	206/470 X

FOREIGN PATENT DOCUMENTS

3542999A1 12/1985 Fed. Rep. of Germany .

Primary Examiner—Bernard Ansher
Assistant Examiner—Prabhakar Deshmukh
Attorney, Agent, or Firm—Weingarten, Schurgin, Gagnebin & Hayes

[57] CLAIM

The ornamental design for a rubber band dispenser, as shown and described.

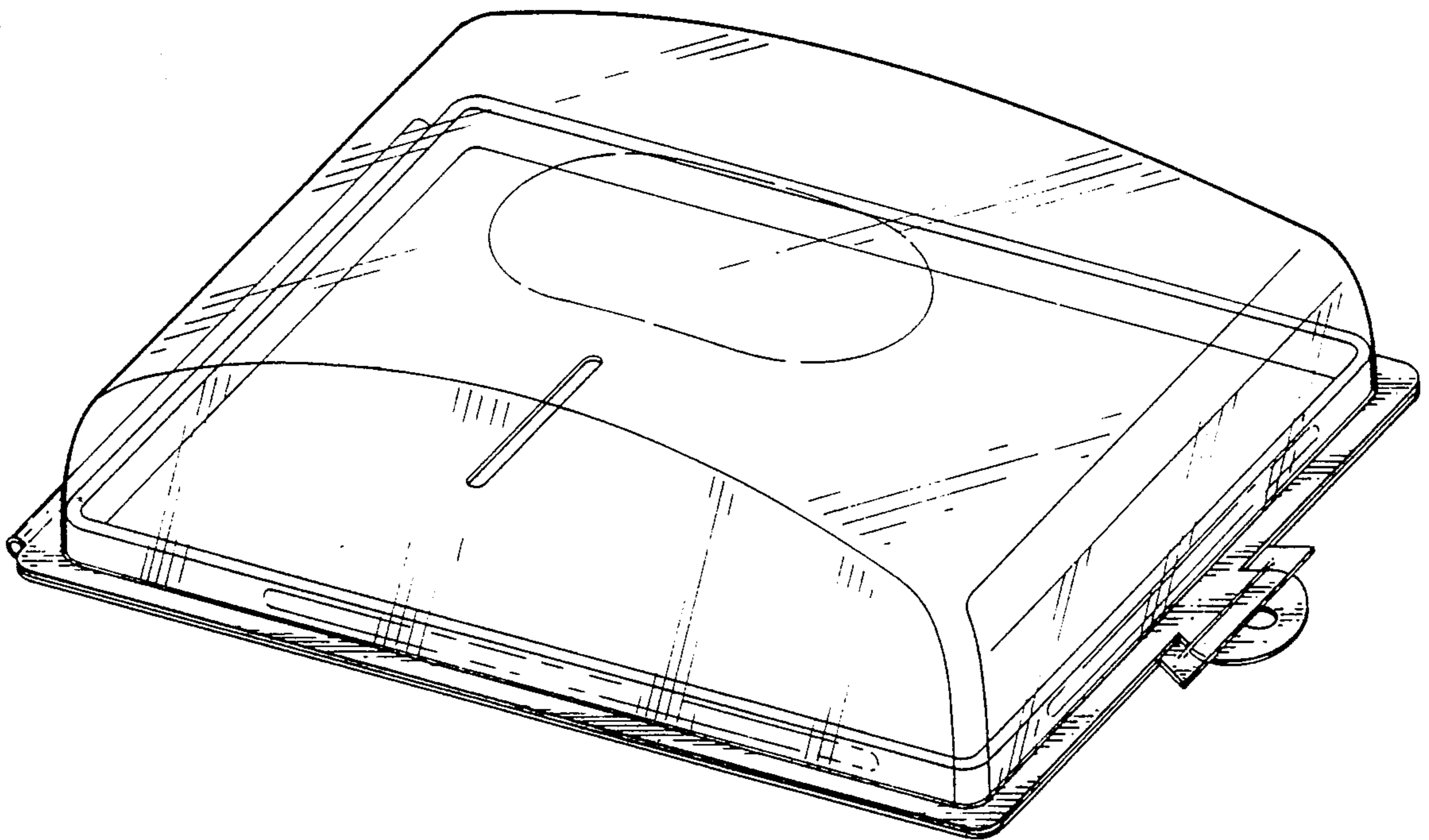
[56] References Cited

U.S. PATENT DOCUMENTS

D. 291,064	7/1987	Haber et al.	D9/415
2,624,456	1/1953	Taylor .	
2,793,745	5/1957	Cox, Jr.	206/469 X
3,174,621	3/1965	Watson	D9/415 X
3,288,329	11/1966	Ketchem .	
3,346,108	10/1967	Wizelman	D9/415 X
3,651,927	3/1972	Richardson et al. .	
3,876,130	4/1975	Haase .	
4,098,453	7/1978	Arneson .	
4,249,674	2/1981	Antenore .	
4,252,258	2/1981	Plummer, III .	
4,353,480	10/1982	McFadyen .	

DESCRIPTION

FIG. 1 is a perspective view of a rubber band dispenser showing my new design;
FIG. 2 is a top plan view thereof;
FIG. 3 is a bottom plan view thereof;
FIG. 4 is a right side elevation thereof; the left side elevation being a mirror image thereof;
FIG. 5 is a bottom plan view thereof; and,
FIG. 6 is a top plan view thereof.
The oval-shaped dash lines represent a dispenser opening.



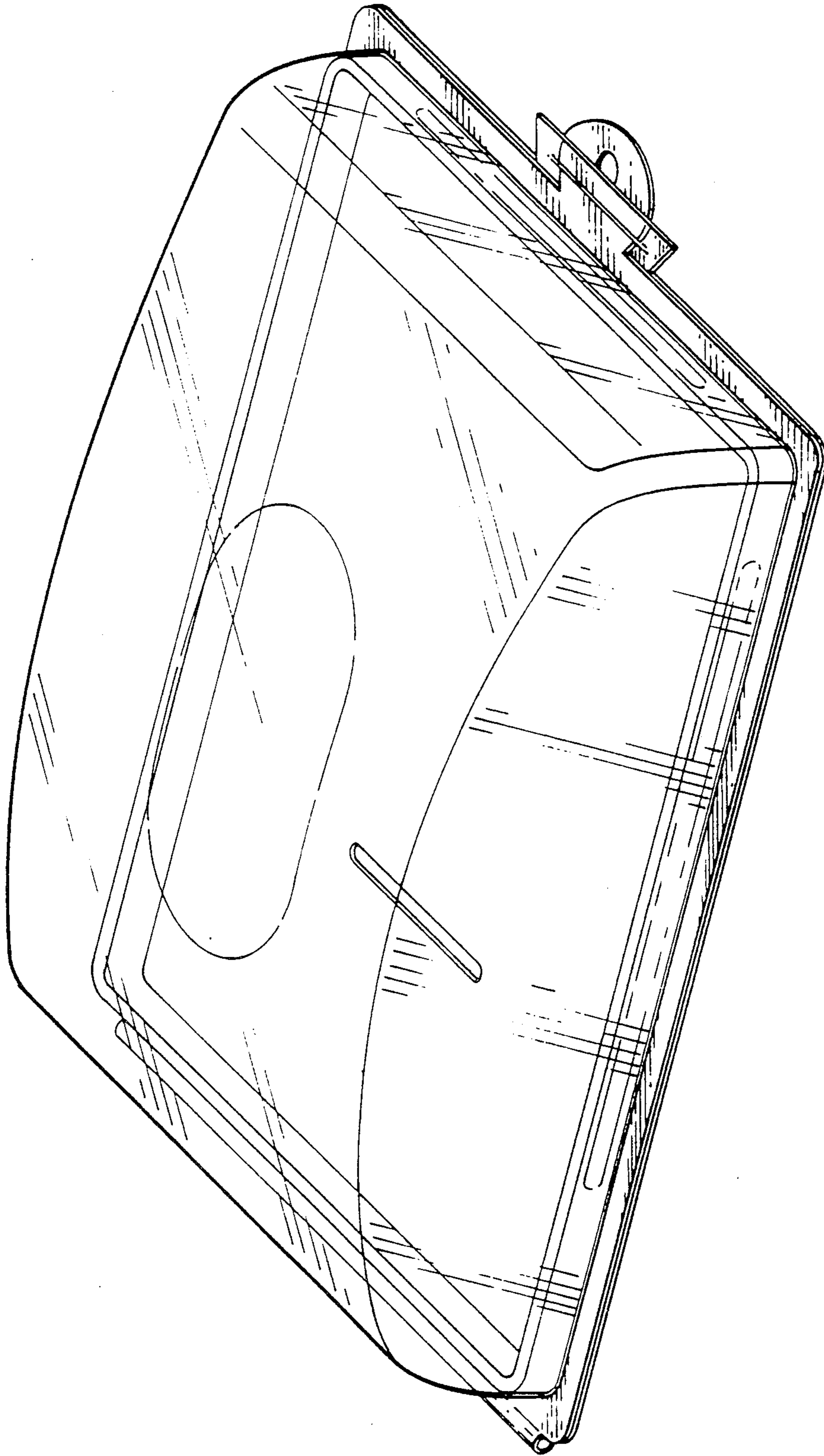


FIG. 1




FIG. 2

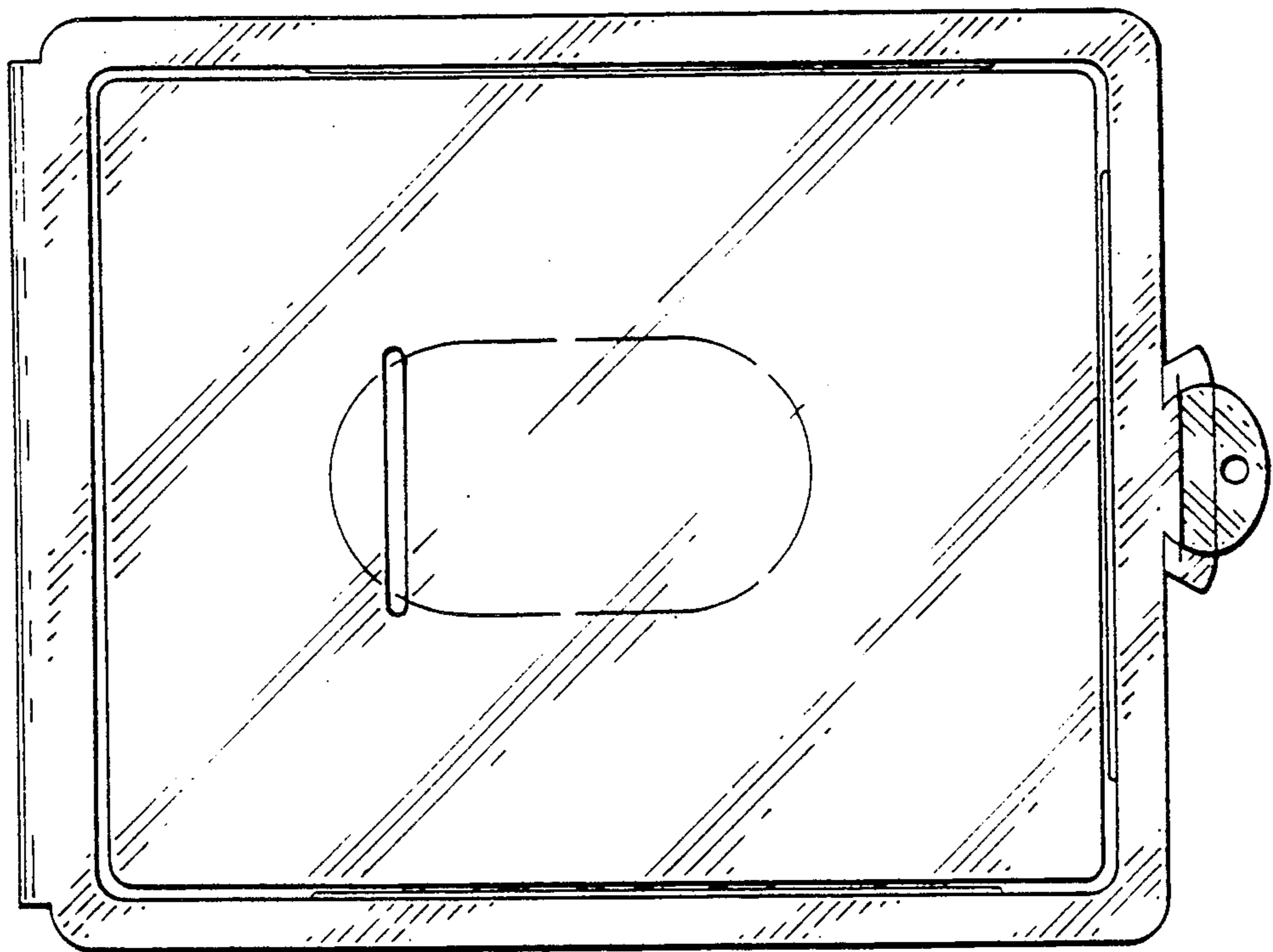


FIG. 3




FIG. 4

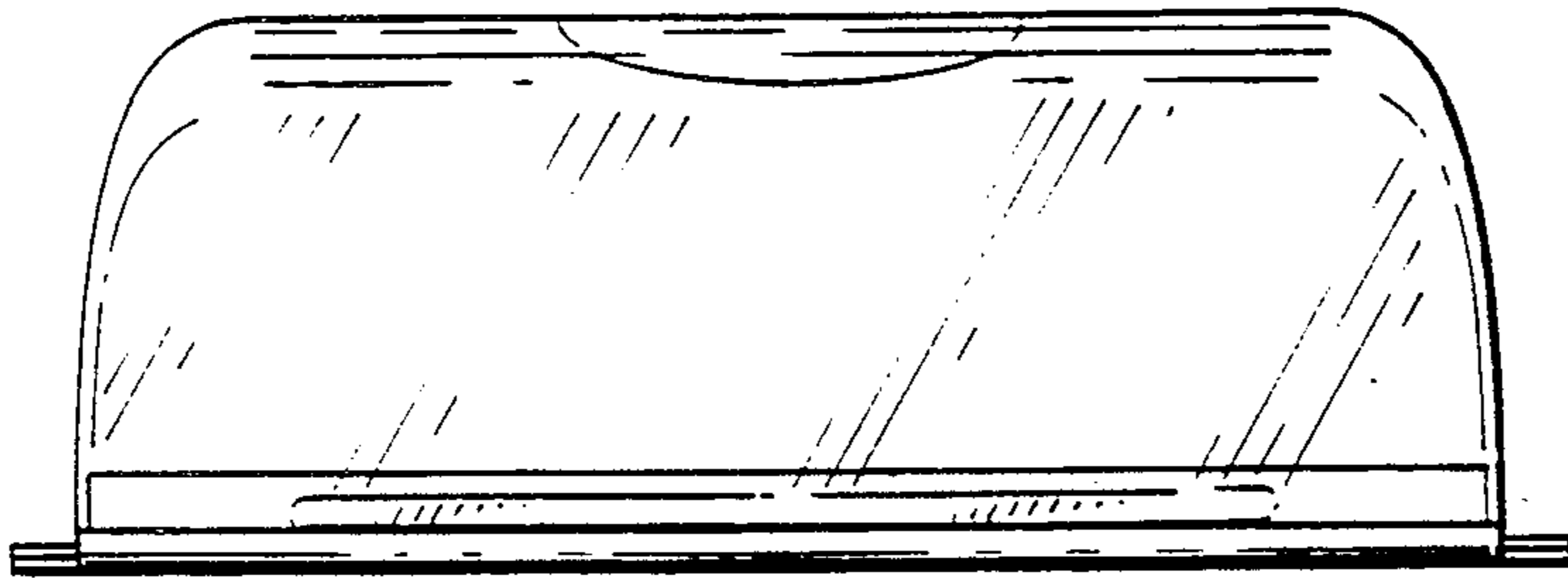


FIG. 5




FIG. 6