



US00D326609S

United States Patent [19]

Stenger

[11] Patent Number: **Des. 326,609**

[45] Date of Patent: **** Jun. 2, 1992**

[54] BOTTLE

[75] Inventor: **Donald R. Stenger, Machesney, Ill.**

[73] Assignee: **Johnson Enterprises, Inc., Rockford, Ill.**

[**] Term: **14 Years**

[21] Appl. No.: **629,363**

[22] Filed: **Dec. 18, 1990**

[52] U.S. Cl. **D9/502; D9/557**

[58] Field of Search **D9/349-355, D9/390-399; 215/1 R, 1 C**

D. 262,521	1/1982	Frahm et al.	D9/394
D. 264,942	6/1982	Schieser et al.	D9/401
D. 270,136	8/1983	Cox	D9/350
D. 272,604	2/1984	Cox	D9/391
D. 276,592	12/1984	Cox	D9/349
D. 294,118	2/1988	Papa	D9/390
D. 295,381	4/1988	Papa	D9/392
4,143,784	3/1979	Frahm et al.	215/12 R
4,805,788	2/1989	Akiho	215/1 C

Primary Examiner—Bernard Ansher
Assistant Examiner—Lucy Lieberman
Attorney, Agent, or Firm—Leydig, Voit & Mayer, Ltd.

[57] CLAIM

The ornamental design for a bottle, as shown and described.

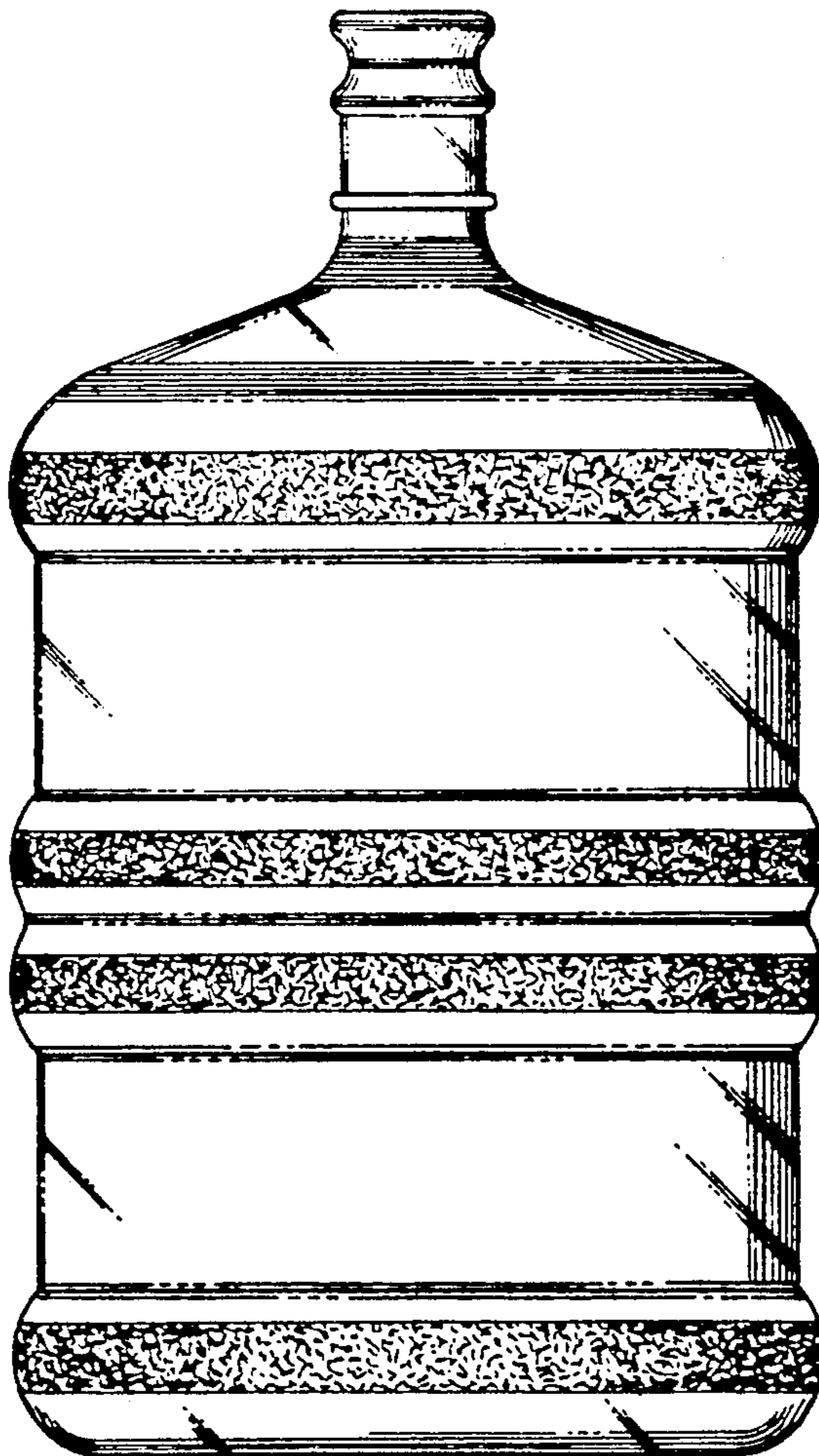
[56] References Cited

U.S. PATENT DOCUMENTS

D. 99,350	4/1936	Fuerst	D9/351
D. 235,624	7/1975	Templin	D9/351
D. 238,754	2/1976	Frahm et al.	D9/355
D. 243,928	4/1977	Frahm et al.	D9/351
D. 244,427	5/1977	Schieser et al.	D9/391
D. 262,267	12/1981	Cox	D9/383

DESCRIPTION

FIG. 1 is a top plan view of a bottle showing my new design;
FIG. 2 is a front elevation thereof, the rear and side elevations are the same; and,
FIG. 3 is a bottom plan view.



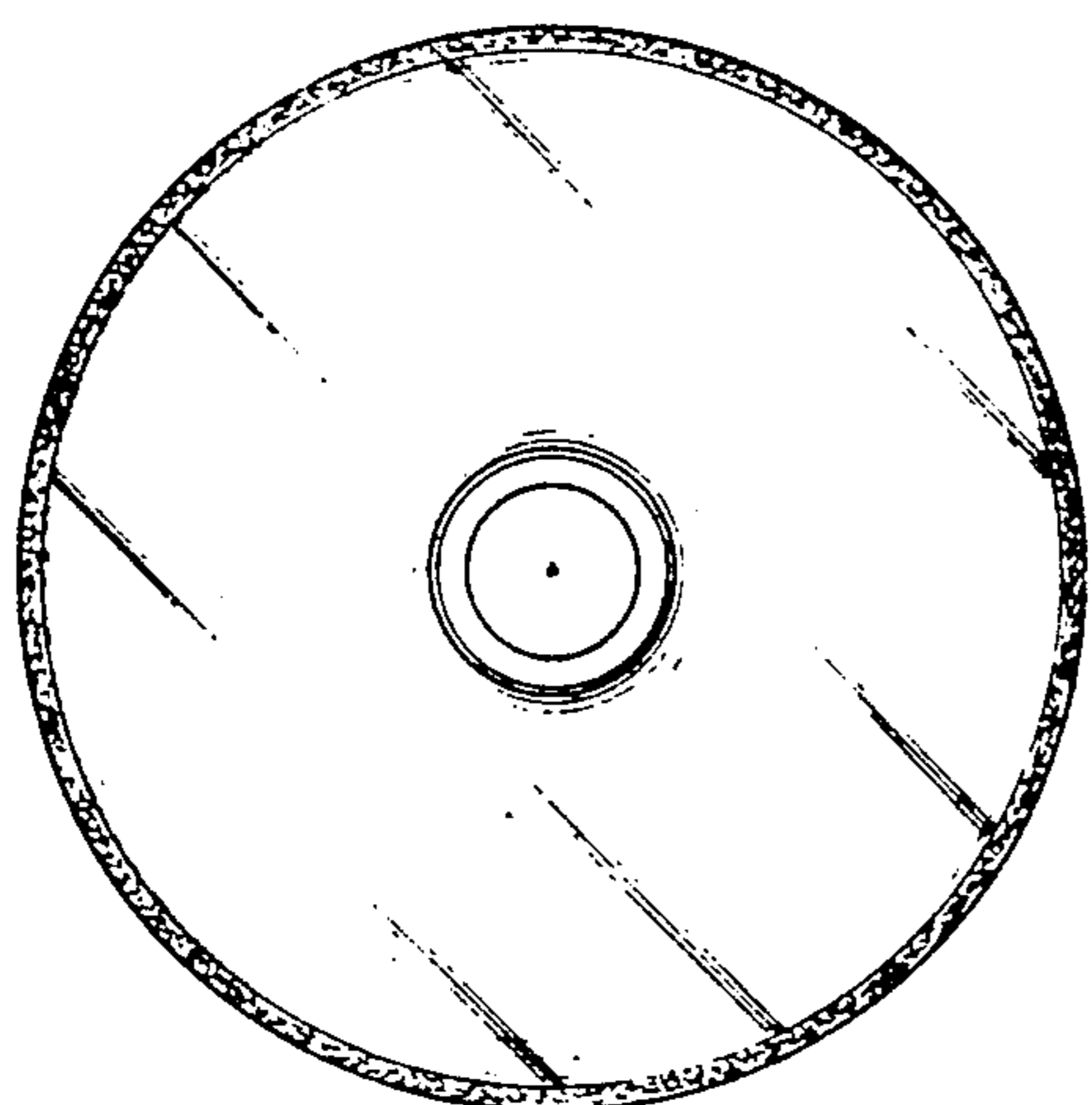


Fig. 1.

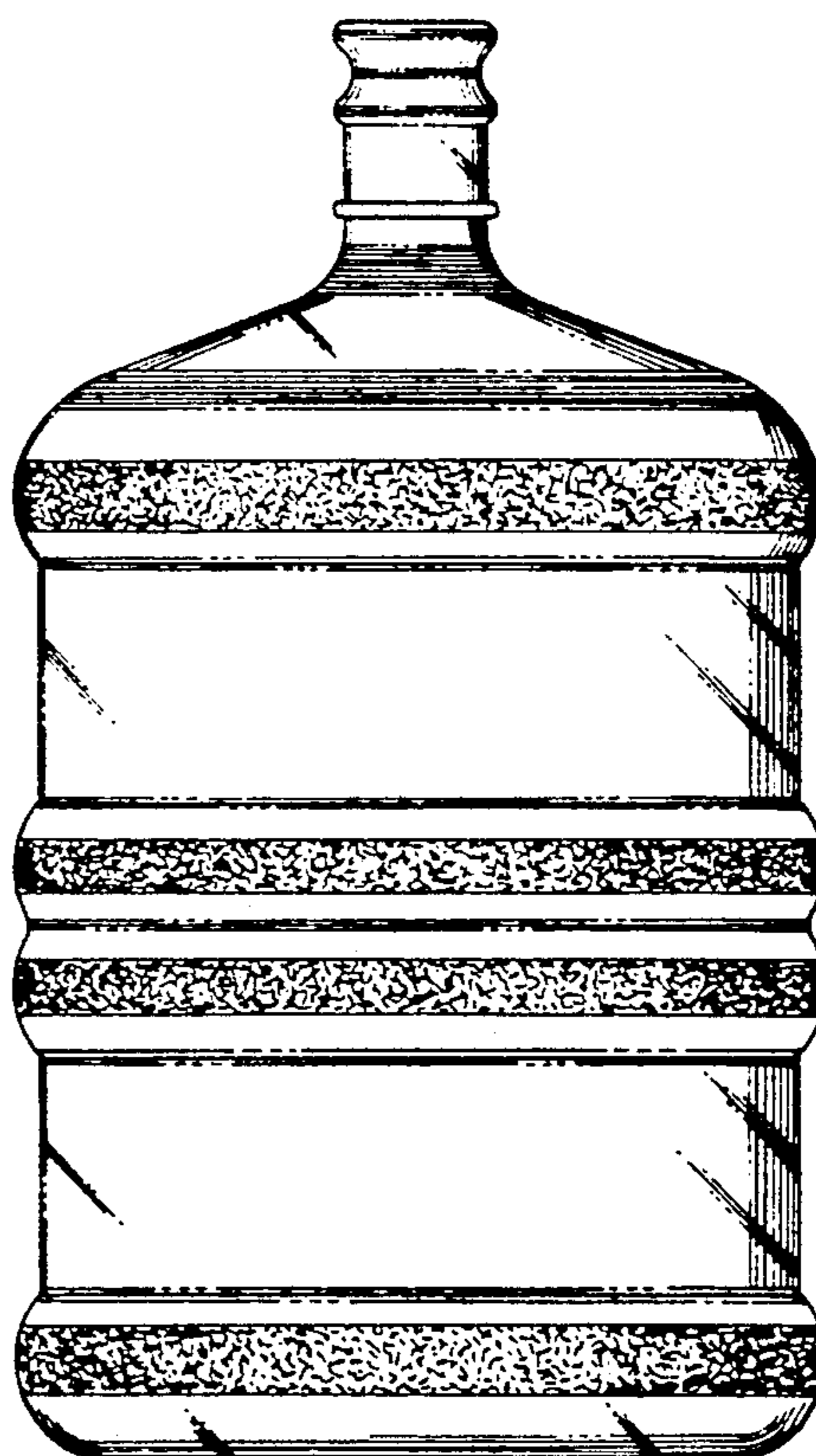


Fig. 2.

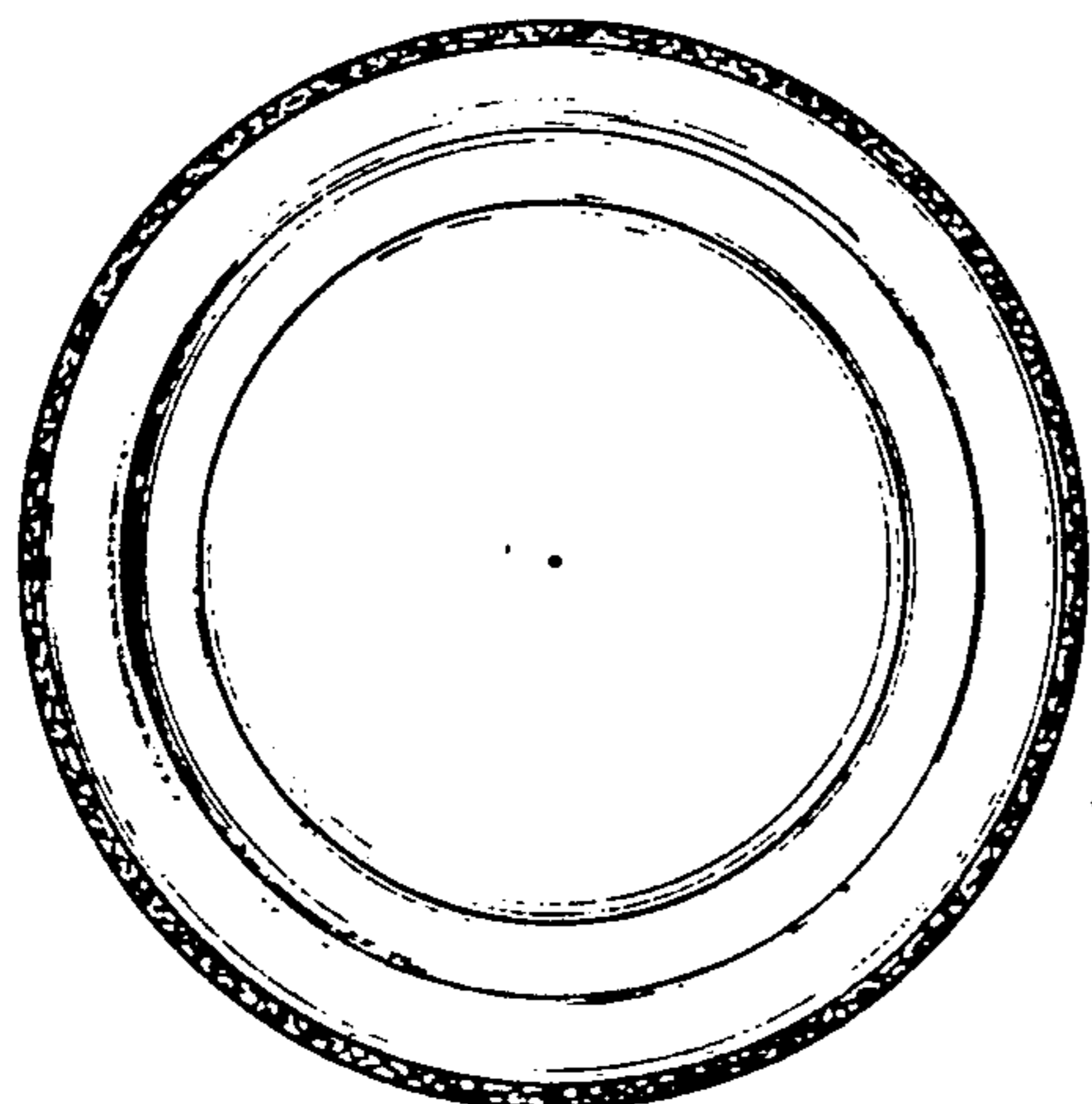


Fig. 3.