



US00D326595S

United States Patent [19]

Badgerow et al.

[11] Patent Number: **Des. 326,595**

[45] Date of Patent: **** Jun. 2, 1992**

[54] EARRING TONGS

[76] Inventors: **Roy M. Badgerow; Shirley L. Badgerow**, both of 3980 N. "H" St., San Bernardino, Calif. 92405

[**] Term: **14 Years**

[21] Appl. No.: **328,608**

[22] Filed: **Mar. 27, 1989**

[52] U.S. Cl. **D8/52; D28/55; D7/686**

[58] Field of Search **D8/51, 52; D28/55; D7/686; 294/99.1, 8.5**

[56] References Cited

U.S. PATENT DOCUMENTS

D. 255,089	5/1980	Walker	D7/686
D. 299,996	2/1989	Tucker et al.	D7/686
574,476	1/1897	Coy	D7/686
2,683,274	7/1954	Kappes	294/99.2
4,212,305	7/1980	Lahay	294/99.2
4,249,434	2/1981	Doiron	294/99.2
4,698,051	10/1987	Jacobson	294/99.2

OTHER PUBLICATIONS

Codman Medical Equipment Catalog, 1984, p. 315, Forceps C and D.

Aloe Medical Equipment Catalog, 1966, p. 32 Forceps B1676.

Hunter Precision Tools Catalog, 1969, p. 15 Pleezers B58.

Primary Examiner—Bernard Ansher

Assistant Examiner—Philip Hyder

Attorney, Agent, or Firm—Leon Gilden

[57] CLAIM

The ornamental design for an earring tongs, as shown and described.

DESCRIPTION

FIG. 1 is a front elevational view of an earring tongs showing our new design;

FIG. 2 is a rear elevational view thereof;

FIG. 3 is a left side elevational view thereof;

FIG. 4 is a right side elevational view thereof;

FIG. 5 is a top plan view thereof;

FIG. 6 is a bottom plan view thereof; and,

FIG. 7 is a perspective view thereof.

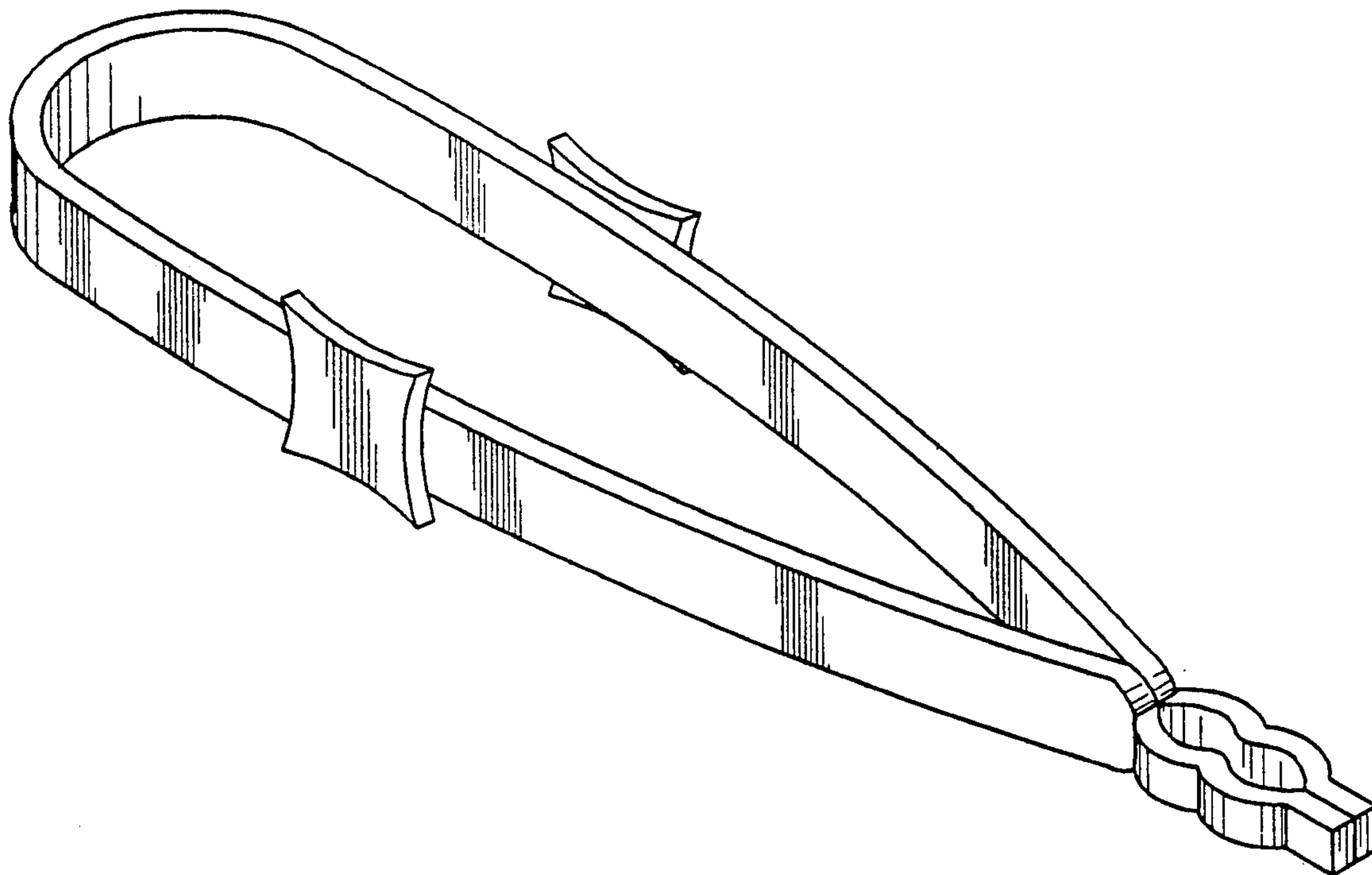


FIG. 1

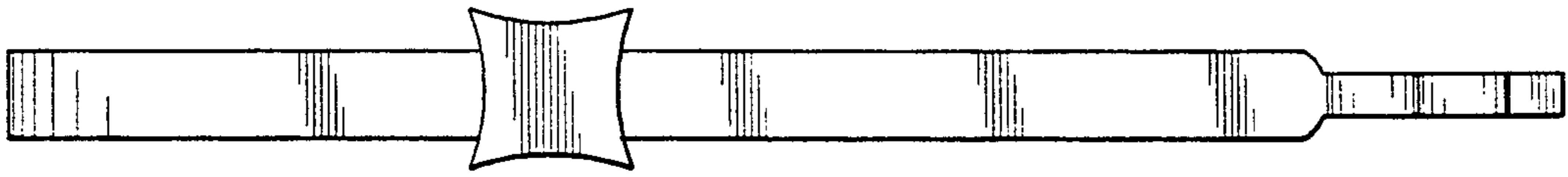


FIG. 2

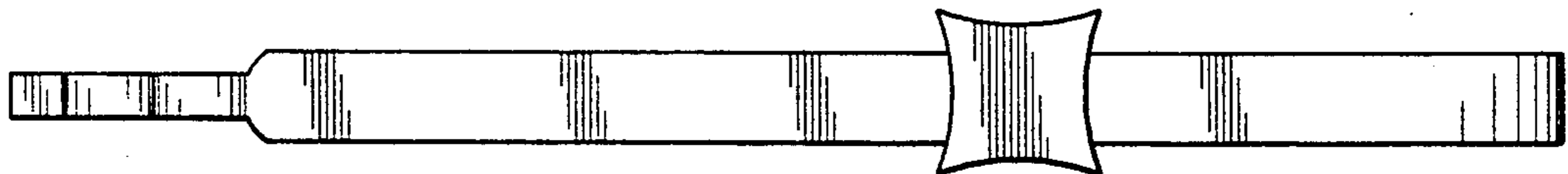


FIG. 3

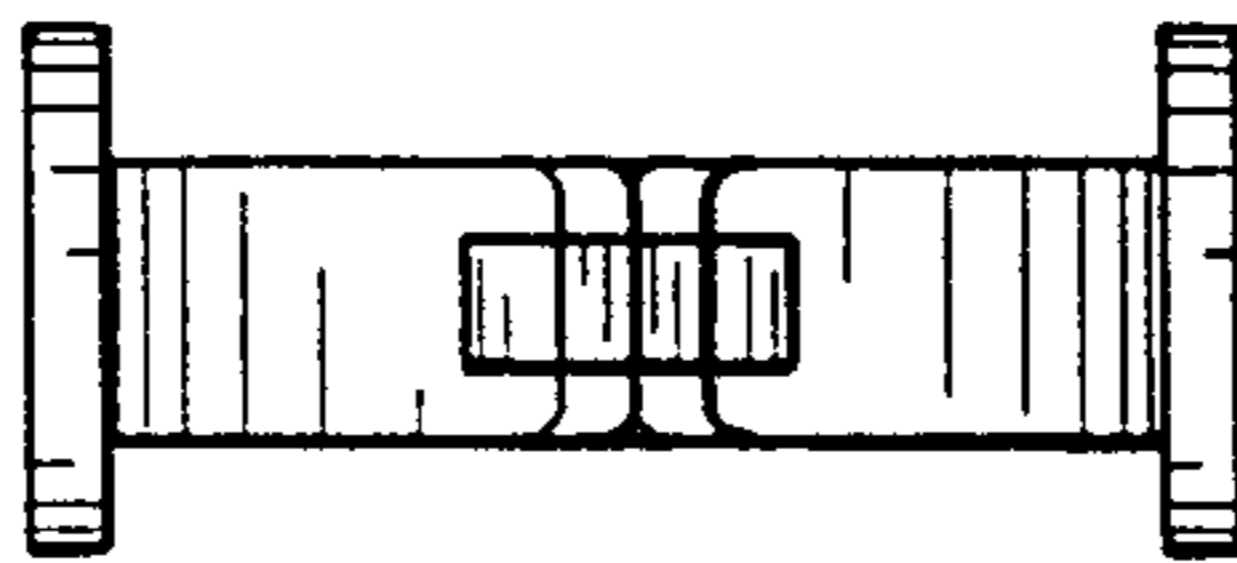


FIG. 4

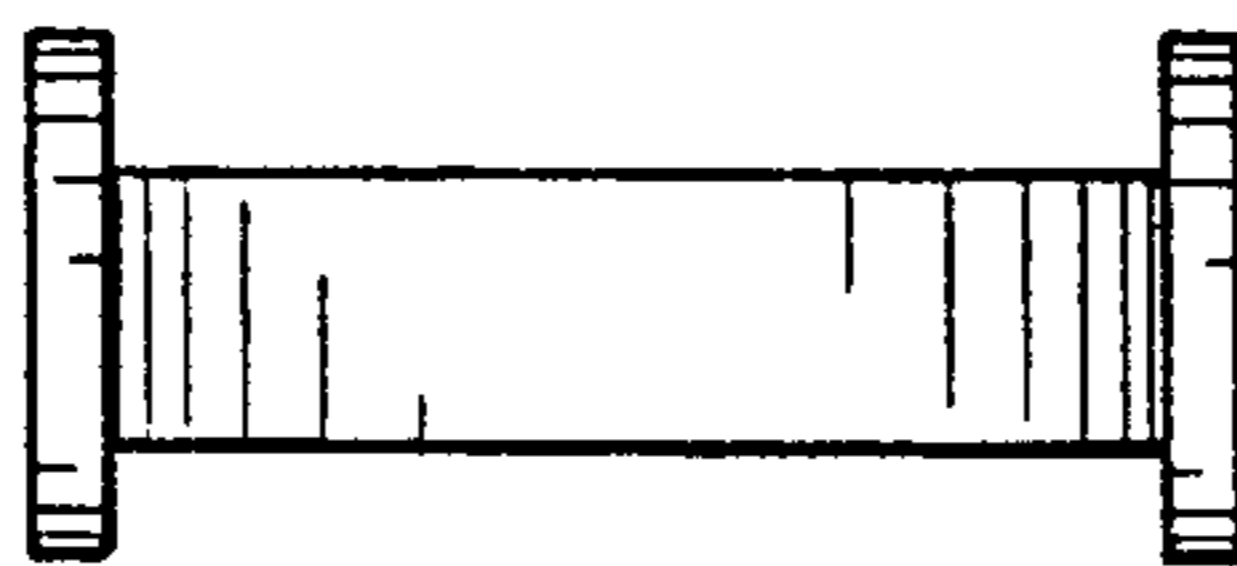


FIG. 5

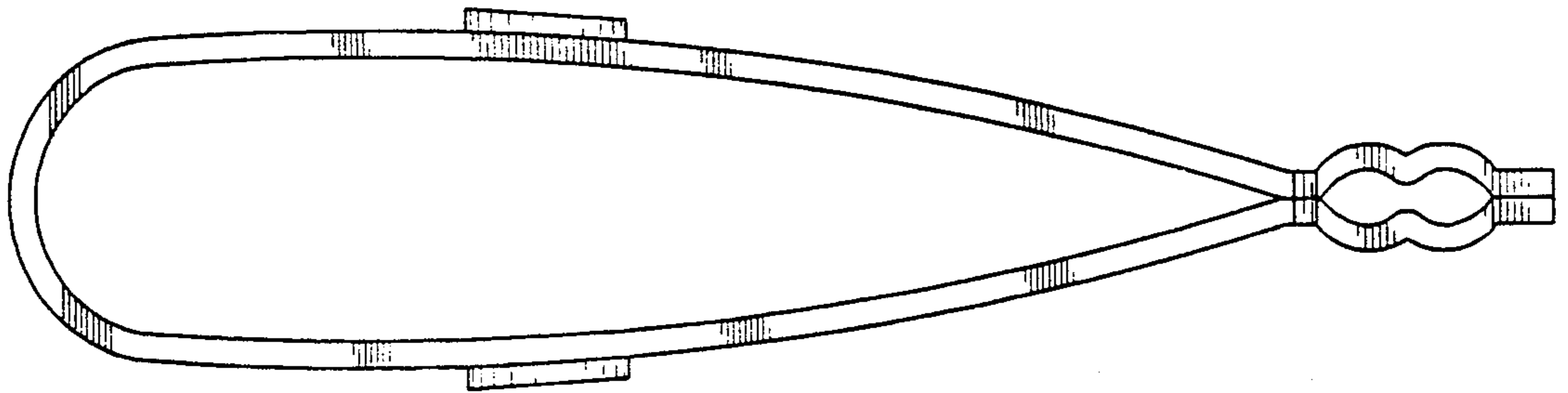


FIG. 6

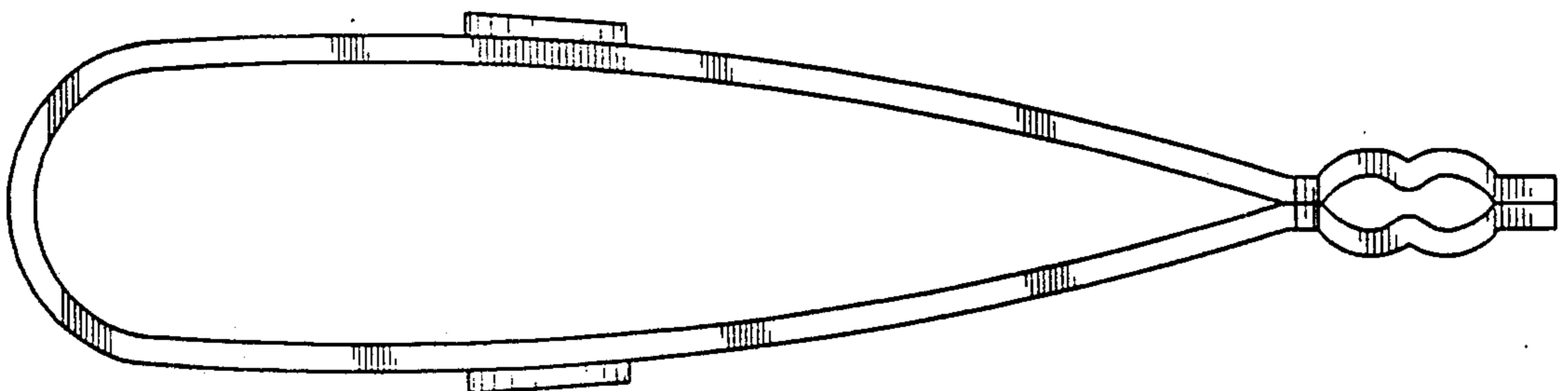


FIG. 7

