



US00D326575S

United States Patent [19]

[11] Patent Number: **Des. 326,575**

Grosfillex

[45] Date of Patent: **** Jun. 2, 1992**

[54] TABLE

[75] Inventor: **Raymond Grosfillex**, Oyonnax, France

[73] Assignee: **Grosfillex SARL**, Oyonnax, France

[**] Term: **14 Years**

[21] Appl. No.: **421,726**

[22] Filed: **Oct. 16, 1989**

[30] Foreign Application Priority Data

Apr. 17, 1989 [WO] PCT Int'l Appl. ... PCT/DM/014247

[52] U.S. Cl. **D6/484; D6/487**

[58] Field of Search **D6/480, 482-489, D6/495-497, 499, 425, 426, 429, 430, 449, 349, 511**

[56] References Cited

U.S. PATENT DOCUMENTS

D. 48,010	10/1915	Reischmann	D6/349
D. 173,563	11/1954	Freend	D6/511 X
D. 178,621	8/1956	Van Koert	D6/480
D. 263,774	4/1982	Deconenck	D6/487
D. 274,676	7/1984	Massonnet	D6/349
D. 283,656	5/1986	Mennes	D6/480

OTHER PUBLICATIONS

PVC Pipe Furniture—from the Family Workshop ©1985, p. 37, FIG. 7, by Ed & Stevie Baldwin.

Schoner Wohnen, 4-1984 p. 111, table at top.

Schoner Wohnen, 4-1985, p. 202 K, table at left and 2nd from bottom.

Brown Jordan ©1986, p. 52, table 1721-4079 at bottom.

Primary Examiner—Donald P. Walsh

Assistant Examiner—Janice E. Seeger

Attorney, Agent, or Firm—Dowell & Dowell

[57] CLAIM

The ornamental design for a table, as shown and described.

DESCRIPTION

FIG. 1 is a perspective view of a table showing my new design;

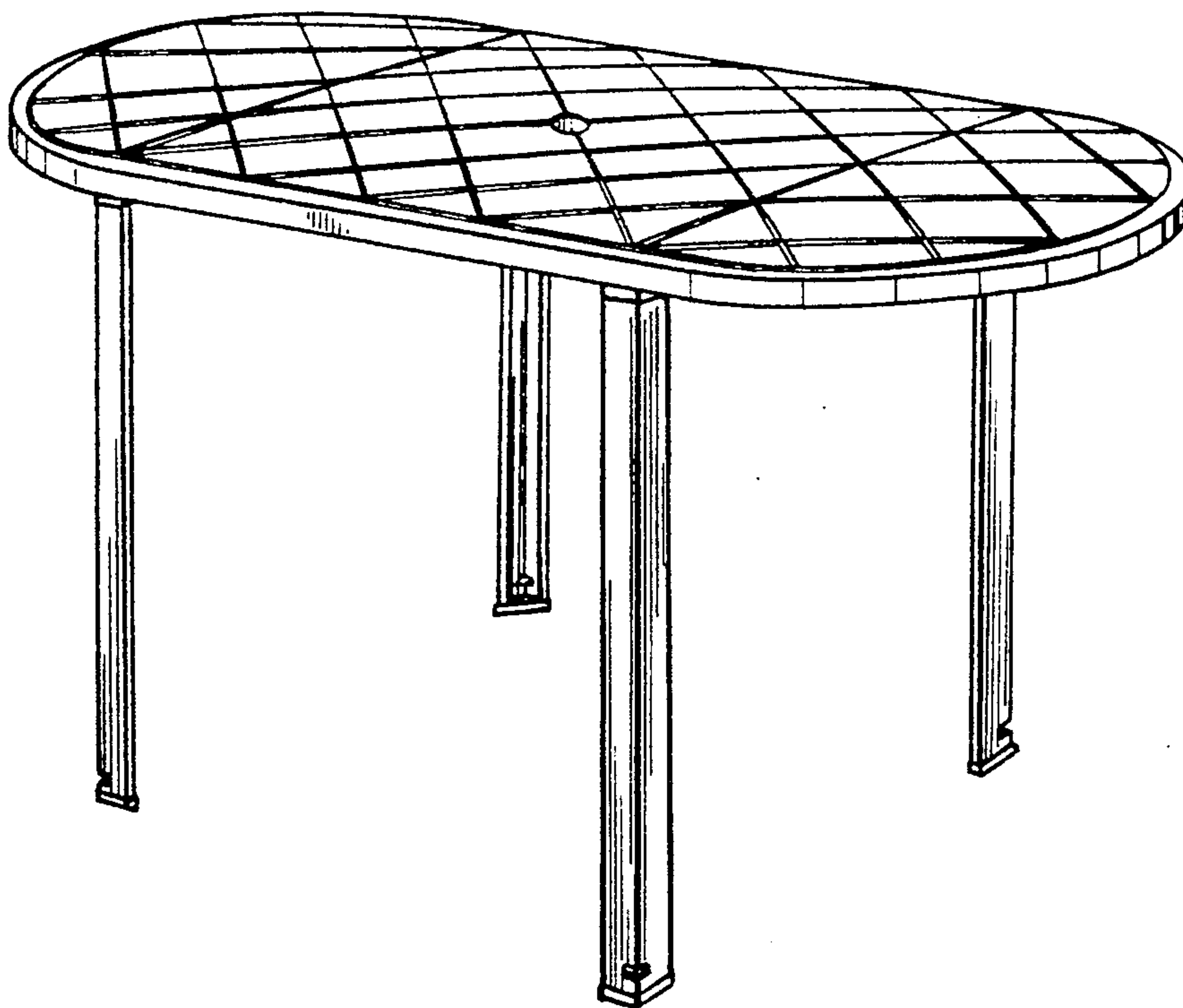
FIG. 2 is a top plan view;

FIG. 3 is a bottom plan view;

FIG. 4 is an end elevational view, the opposite end being identical thereto; and,

FIG. 5 is a side elevational view, the opposite side being identical thereto;

FIGS. 2-5 have been drawn to an enlarged scale with respect to FIG. 1.



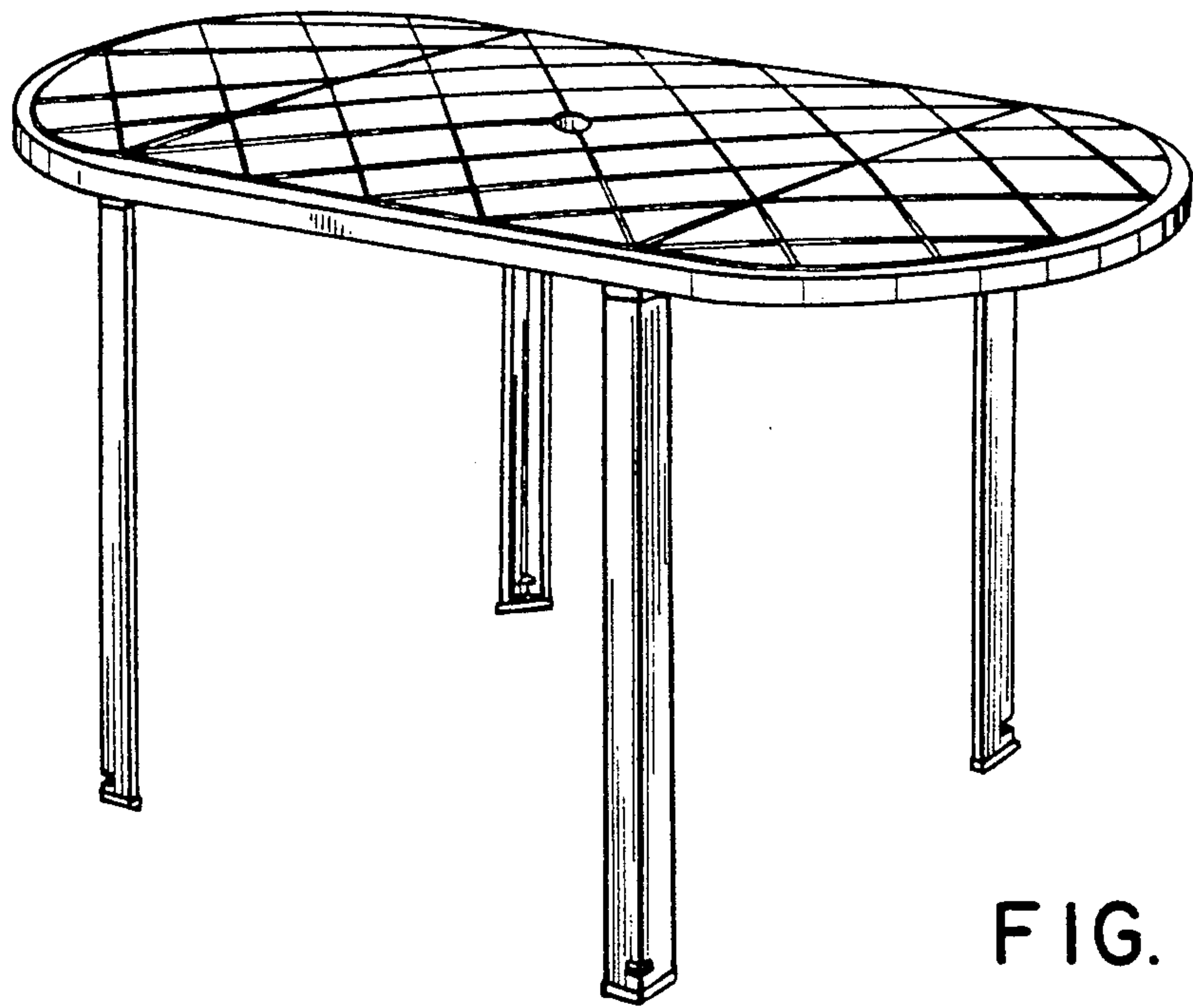


FIG. 1

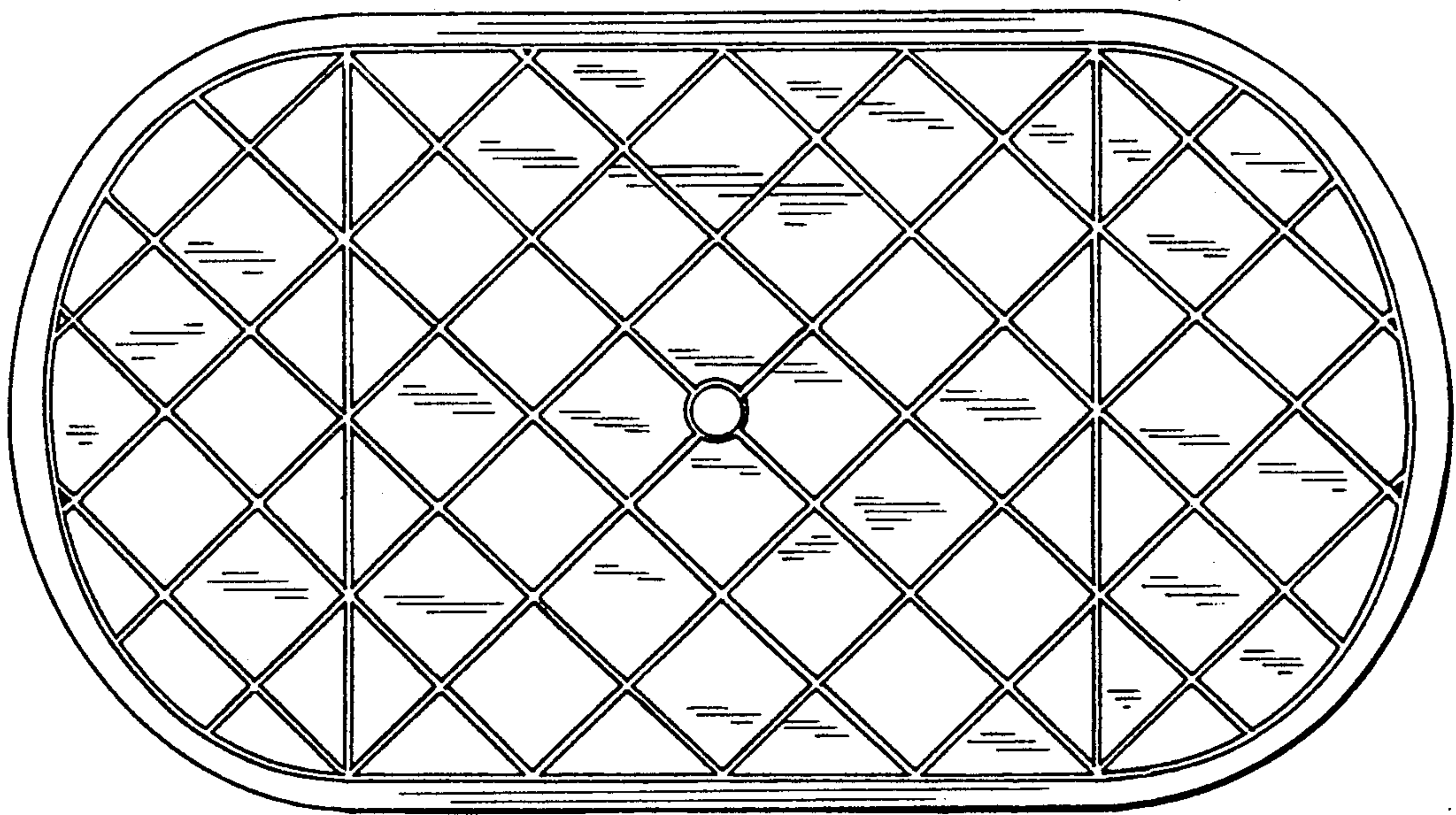


FIG. 2

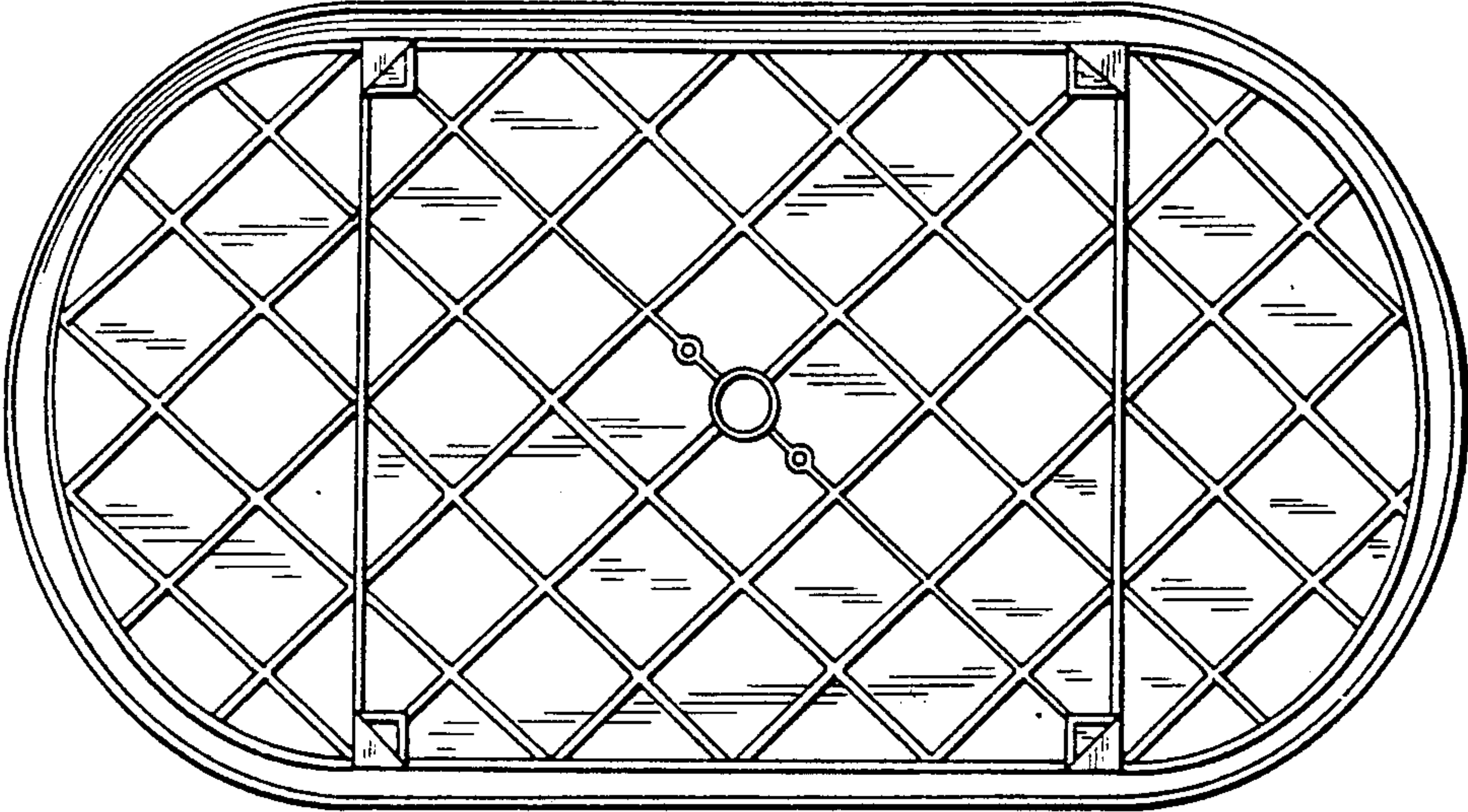


FIG. 3




FIG. 4




FIG. 5